



NEW YORK STATE  
OFFICE OF TEMPORARY AND DISABILITY ASSISTANCE  
40 North Pearl Street, Albany, New York 12243-0001

George E. Pataki  
*Governor*

Robert Doar  
*Commissioner*

---

# Temporary and Disability Assistance Statistics July 2006

---

## Temporary Assistance

Temporary Assistance: Temporary Assistance recipients totaled 566,263 in July 2006, decreasing by 8,064 (-1.4%) from the previous month. Related expenditures totaled \$149,319,906 in July 2006, decreasing by approximately \$7.5 million (-4.8%) over June 2006.

## Food Stamps

Food Stamps: Recipients of Food Stamps numbered 1,784,595 in July 2006, decreasing by 7,130 (-0.4%) over June 2006. Food Stamps expenditures totaled \$187,378,244 in July 2006, decreasing by \$306,798 (-0.2%) over the previous month.

## Supplemental Security Income

Supplemental Security Income: For July 2006, SSI recipients (including Mental Hygiene) totaled 642,147 decreasing 2,465 (-0.4%) from the previous month. SSI expenditures in July 2006 totaled \$319,569,072, decreasing by approximately \$3.1 million (-0.9%) from June 2006.



# Table of Contents

## Graphs

|  |   |
|--|---|
| Total Temporary Assistance Recipients, January 1995 to Present | 4 |
| Food Stamp Persons, January 1995 to Present                    | 4 |
| Supplemental Security Income Persons, January 1995 to Present  | 4 |

## Temporary Assistance and SSI Summary

|   |   |
|---|---|
| <b>Table 1:</b> Total TA, Family Assistance, Safety Net Assistance and SSI Cases by Region        | 5 |
| <b>Table 2:</b> Total TA, Family Assistance, Safety Net Assistance and SSI Recipients by Region   | 5 |
| <b>Table 3:</b> Total TA, Family Assistance, Safety Net Assistance and SSI Expenditures by Region | 5 |

## Temporary Assistance by Program Area

|  |   |
|--|---|
| <b>Table 4:</b> TA Year to Year Monthly Comparison Cases, Recipients and Expenditures      | 6 |
| <b>Table 5:</b> TA Cases, Recipients, Children, Adults and Expenditures                    | 7 |
| <b>Table 6:</b> Family Assistance Cases, Recipients, Children, Adults and Expenditures     | 8 |
| <b>Table 7:</b> Safety Net Assistance Cases, Recipients, Children, Adults and Expenditures | 9 |

## Temporary Assistance by Funding Source and Program Area

|  |    |
|--|----|
| <b>Table 8:</b> TA by Funding Source (Temporary Assistance to Needy Families (TANF) and Non-TANF) Cases, Recipients and Expenditures                       | 10 |
| <b>Table 9:</b> TANF by Program (Family Assistance and Safety Net Assistance-FP) Cases, Recipients, Children, Adults and Expenditures                      | 11 |
| <b>Table 10:</b> Safety Net Assistance-FNP Cases, Recipients, Children, Adults and Expenditures  | 12 |
| <b>Table 11:</b> Safety Net Assistance-FNP by Case Category (Maintenance of Effort (MOE) and Non-MOE) Cases, Recipients, Children, Adults and Expenditures | 13 |
| <b>Table 12:</b> Safety Net Assistance-FNP Cash Total Cases, Recipients, Children, Adults and Expenditures   | 14 |
| <b>Table 13:</b> Safety Net Assistance-FNP Cash by Case Category (MOE and Non-MOE) Cases, Recipients, Children, Adults and Expenditures                    | 15 |
| <b>Table 14:</b> Safety Net Assistance-FNP Non-Cash Total Cases, Recipients, Children, Adults and Expenditures   | 16 |
| <b>Table 15:</b> Safety Net Assistance-FNP Non-Cash by Case Category (MOE and Non-MOE) Cases, Recipients, Children, Adults and Expenditures                | 17 |

## Food Stamps

|  |    |
|--|----|
| <b>Table 16:</b> Food Stamp Households, Persons and Value of Food Stamp Benefits | 18 |
|--|----|

## Supplemental Security Income

|  |    |
|--|----|
| <b>Table 17:</b> SSI Recipients, Total Program Expenditures and State and Federal Shares | 19 |
| <b>Table 18:</b> SSI Recipients by Living Arrangement and Location                       | 20 |
| <b>Table 19:</b> SSI Recipients by Living Arrangement and Category of Assistance         | 20 |

# Table of Contents

## Child Support

|                  |                                  |    |
|------------------|----------------------------------|----|
| <b>Table 20:</b> | Child Support Collections (IV-D) | 21 |
|------------------|----------------------------------|----|

## Aggregate Claims

|                  |   |    |
|------------------|---|----|
| <b>Table 21:</b> | Aggregate Claims – Temporary Assistance | 22 |
| <b>Table 22:</b> | Aggregate Claims – TANF                 | 23 |
| <b>Table 23:</b> | Aggregate Claims – MOE                  | 24 |
| <b>Table 24:</b> | Aggregate Claims – Non-MOE              | 25 |

## Home Energy Assistance Program

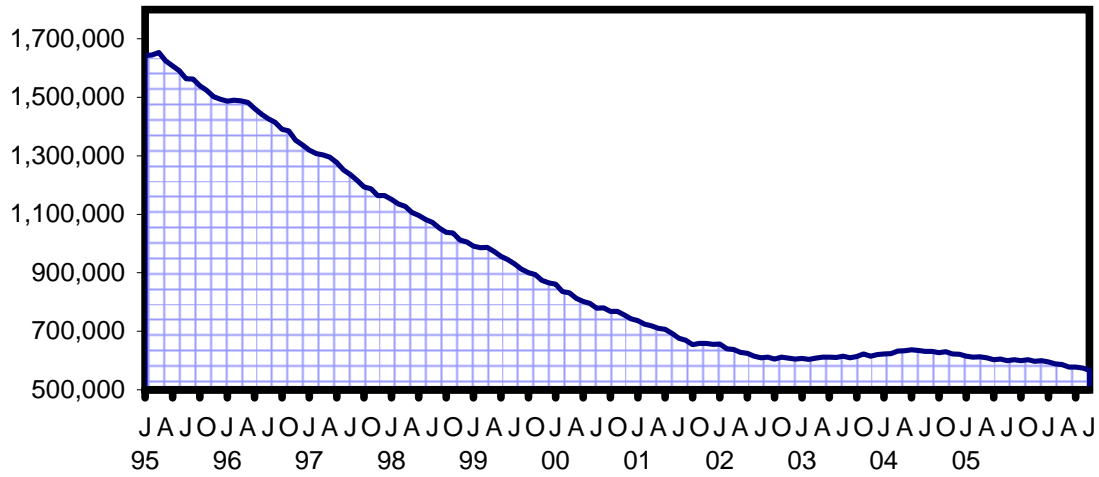
|                  |  |    |
|------------------|--|----|
| <b>Table 25:</b> | Home Energy Assistance Program                 | 26 |
| <b>Table 26:</b> | Home Energy Assistance Program – Non Emergency | 27 |
| <b>Table 27:</b> | Home Energy Assistance Program – Emergency     | 28 |

## Welfare To Work Statistical Tables

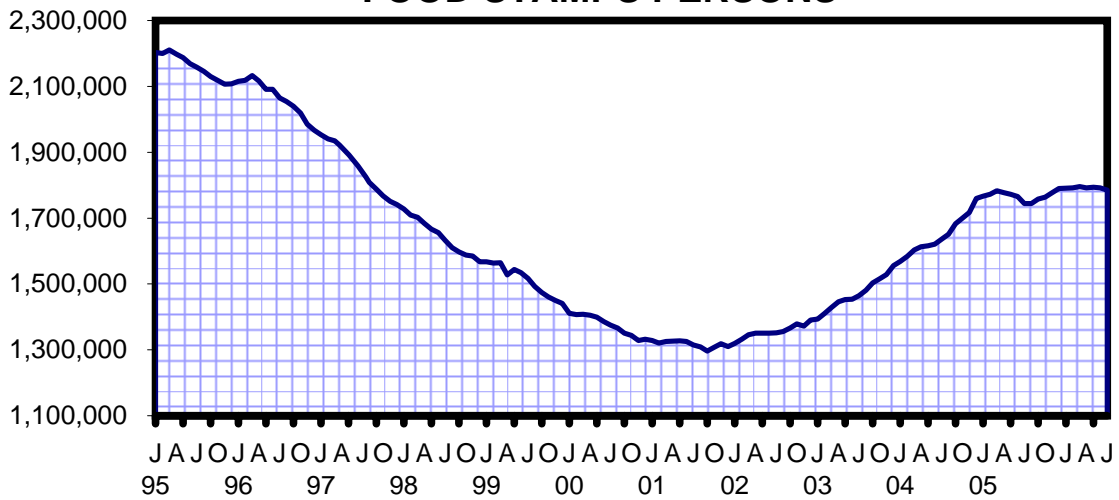
|                  |   |    |
|------------------|---|----|
| <b>Table 28:</b> | All Families Work Participation Rates                                       | 29 |
| <b>Table 29:</b> | Work Sanction Status in Federal All Families Work Participation Calculation | 30 |
| <b>Table 30:</b> | Temporary Assistance Cases With Earned Income                               | 31 |

# NEW YORK STATE JANUARY 1995 - JULY 2006

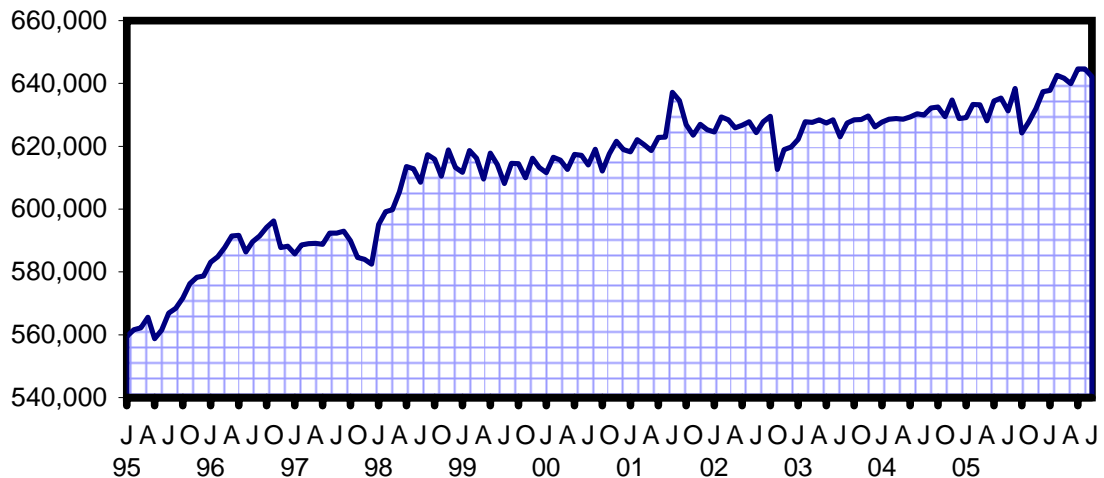
## TEMPORARY ASSISTANCE RECIPIENTS



## FOOD STAMPS PERSONS



## SSI PERSONS (INCLUDING MENTAL HYGIENE)



SELECTED SUMMARY PROGRAM DATA  
BY REGION

Table 1  
TEMPORARY AND DISABILITY ASSISTANCE CASES  
July 2006

| Region         | Cases                           |                   |                       |                              |             |
|----------------|---------------------------------|-------------------|-----------------------|------------------------------|-------------|
|                | Temporary Assistance by Program |                   |                       | Supplemental Security Income | Food Stamps |
|                | Total                           | Family Assistance | Safety Net Assistance |                              |             |
| New York State | 286,525                         | 124,078           | 162,447               | 633,652                      | 938,129     |
| New York City  | 197,779                         | 79,372            | 118,407               | 404,435                      | 588,022     |
| Rest of State  | 88,746                          | 44,706            | 44,040                | 229,217                      | 350,107     |

Table 2  
TEMPORARY AND DISABILITY ASSISTANCE RECIPIENTS  
July 2006

| Region         | Recipients                      |                   |                       |                              |             |
|----------------|---------------------------------|-------------------|-----------------------|------------------------------|-------------|
|                | Temporary Assistance by Program |                   |                       | Supplemental Security Income | Food Stamps |
|                | Total                           | Family Assistance | Safety Net Assistance |                              |             |
| New York State | 566,263                         | 283,819           | 282,444               | 633,652                      | 1,784,595   |
| New York City  | 387,715                         | 177,379           | 210,336               | 404,435                      | 1,087,115   |
| Rest of State  | 178,548                         | 106,440           | 72,108                | 229,217                      | 697,480     |

Table 3  
TEMPORARY AND DISABILITY ASSISTANCE EXPENDITURES  
July 2006

| Region         | Expenditures                    |                   |                       |                              |               |
|----------------|---------------------------------|-------------------|-----------------------|------------------------------|---------------|
|                | Temporary Assistance by Program |                   |                       | Supplemental Security Income | Food Stamps   |
|                | Total                           | Family Assistance | Safety Net Assistance |                              |               |
| New York State | \$149,319,906                   | \$68,164,245      | \$81,155,661          | \$316,283,414                | \$187,378,244 |
| New York City  | 101,553,000                     | 43,312,000        | 58,241,000            | 207,511,781                  | 121,286,323   |
| Rest of State  | 47,766,906                      | 24,852,245        | 22,914,661            | 108,771,633                  | 66,091,921    |

Note: SSI data listed here do not include Mental Hygiene data. See Tables 17 - 19 for total SSI data.

Table 4  
**TEMPORARY ASSISTANCE**  
 Year to Year Monthly Comparison by Local District  
 Cases, Recipients and Expenditures  
 July 2006

| Local District | July 2006 |            |               | July 2005 |            |               | July 2004 |            |               |
|----------------|-----------|------------|---------------|-----------|------------|---------------|-----------|------------|---------------|
|                | Cases     | Recipients | Expenditures  | Cases     | Recipients | Expenditures  | Cases     | Recipients | Expenditures  |
| New York State | 286,525   | 566,263    | \$149,319,906 | 300,158   | 599,148    | \$148,416,956 | 310,815   | 631,073    | \$157,957,589 |
| New York City* | 197,779   | 387,715    | 101,553,000   | 209,222   | 412,763    | 98,664,000    | 215,367   | 432,937    | 101,624,000   |
| Rest of State  | 88,746    | 178,548    | 47,766,906    | 90,936    | 186,385    | 49,752,956    | 95,448    | 198,136    | 56,333,589    |
| Albany         | 2,778     | 5,708      | 1,683,806     | 3,040     | 6,590      | 1,702,777     | 3,313     | 7,532      | 1,797,608     |
| Allegany       | 505       | 1,060      | 180,443       | 529       | 1,084      | 210,424       | 533       | 1,117      | 208,669       |
| Broome         | 2,605     | 5,280      | 1,255,179     | 2,673     | 5,443      | 1,173,172     | 2,652     | 5,575      | 1,274,767     |
| Cattaraugus    | 643       | 1,210      | 264,228       | 664       | 1,253      | 267,727       | 649       | 1,266      | 266,791       |
| Cayuga         | 477       | 926        | 225,397       | 489       | 1,044      | 218,683       | 490       | 1,053      | 225,951       |
| Chautauqua     | 1,922     | 4,117      | 827,226       | 1,867     | 4,038      | 783,398       | 2,008     | 4,352      | 898,956       |
| Chemung        | 1,477     | 3,081      | 640,521       | 1,449     | 3,040      | 625,732       | 1,548     | 3,303      | 715,133       |
| Chenango       | 208       | 374        | 88,849        | 276       | 533        | 124,971       | 342       | 691        | 153,250       |
| Clinton        | 824       | 1,482      | 351,840       | 856       | 1,569      | 376,749       | 834       | 1,550      | 371,559       |
| Columbia       | 342       | 612        | 188,207       | 345       | 650        | 182,825       | 386       | 718        | 196,745       |
| Cortland       | 444       | 952        | 236,669       | 401       | 838        | 191,034       | 415       | 912        | 197,138       |
| Delaware       | 182       | 274        | 75,949        | 170       | 295        | 65,846        | 174       | 282        | 76,140        |
| Dutchess       | 1,265     | 2,361      | 837,592       | 1,258     | 2,414      | 887,378       | 1,328     | 2,516      | 967,993       |
| Erie           | 12,562    | 25,924     | 5,389,890     | 12,341    | 25,839     | 5,176,506     | 12,536    | 26,160     | 5,475,206     |
| Essex          | 163       | 312        | 42,172        | 182       | 346        | 104,830       | 218       | 431        | 123,670       |
| Franklin       | 374       | 733        | 163,302       | 354       | 694        | 146,162       | 342       | 695        | 136,451       |
| Fulton         | 306       | 528        | 136,229       | 351       | 602        | 151,507       | 372       | 662        | 169,497       |
| Genesee        | 340       | 681        | 157,612       | 323       | 626        | 143,327       | 357       | 678        | 158,856       |
| Greene         | 375       | 773        | 174,346       | 420       | 868        | 186,252       | 453       | 908        | 225,178       |
| Hamilton       | 13        | 36         | 6,323         | 11        | 15         | 3,976         | 9         | 13         | 4,329         |
| Herkimer       | 337       | 583        | 148,491       | 370       | 696        | 164,940       | 353       | 703        | 156,717       |
| Jefferson      | 627       | 1,077      | 301,989       | 848       | 1,635      | 387,231       | 938       | 1,834      | 396,260       |
| Lewis          | 119       | 212        | 46,703        | 145       | 285        | 52,656        | 133       | 282        | 56,165        |
| Livingston     | 495       | 904        | 233,584       | 545       | 1,065      | 238,894       | 609       | 1,218      | 272,407       |
| Madison        | 197       | 336        | 87,394        | 201       | 356        | 91,434        | 165       | 285        | 78,435        |
| Monroe         | 14,617    | 30,161     | 7,329,197     | 14,789    | 31,260     | 7,338,473     | 16,004    | 34,490     | 9,136,960     |
| Montgomery     | 342       | 716        | 164,463       | 335       | 692        | 156,474       | 434       | 921        | 203,646       |
| Nassau         | 4,769     | 9,058      | 3,118,054     | 4,852     | 9,250      | 3,303,110     | 4,636     | 9,006      | 3,057,310     |
| Niagara        | 2,426     | 4,826      | 968,130       | 2,460     | 5,040      | 1,002,236     | 2,479     | 5,050      | 1,111,307     |
| Oneida         | 2,398     | 5,558      | 1,075,234     | 2,572     | 6,090      | 1,192,575     | 2,595     | 6,067      | 1,328,598     |
| Onondaga       | 5,071     | 10,564     | 2,265,509     | 5,490     | 11,930     | 2,487,521     | 6,550     | 14,017     | 3,083,847     |
| Ontario        | 724       | 1,330      | 320,911       | 760       | 1,386      | 344,826       | 742       | 1,376      | 334,167       |
| Orange         | 2,047     | 4,598      | 1,370,554     | 2,255     | 5,068      | 1,696,126     | 2,405     | 5,398      | 2,225,005     |
| Orleans        | 450       | 881        | 212,162       | 423       | 813        | 186,548       | 455       | 929        | 212,368       |
| Oswego         | 782       | 1,561      | 379,857       | 747       | 1,531      | 361,481       | 774       | 1,604      | 362,332       |
| Otsego         | 157       | 255        | 79,366        | 140       | 222        | 78,080        | 151       | 231        | 87,776        |
| Putnam         | 109       | 156        | 85,987        | 123       | 166        | 98,466        | 117       | 190        | 69,285        |
| Rensselaer     | 1,442     | 3,344      | 800,948       | 1,382     | 3,149      | 698,900       | 1,346     | 3,036      | 679,219       |
| Rockland       | 1,094     | 2,256      | 602,791       | 1,127     | 2,494      | 664,057       | 1,120     | 2,547      | 667,861       |
| St.Lawrence    | 908       | 1,830      | 363,474       | 973       | 1,916      | 360,313       | 1,040     | 2,162      | 401,423       |
| Saratoga       | 316       | 434        | 149,337       | 318       | 472        | 161,334       | 271       | 392        | 149,030       |
| Schenectady    | 1,267     | 2,618      | 740,470       | 1,272     | 2,666      | 677,128       | 1,255     | 2,642      | 688,167       |
| Schoharie      | 127       | 198        | 58,963        | 128       | 219        | 58,049        | 130       | 233        | 64,800        |
| Schuyler       | 171       | 323        | 73,615        | 155       | 332        | 64,524        | 177       | 370        | 76,425        |
| Seneca         | 149       | 254        | 62,026        | 144       | 267        | 56,666        | 177       | 324        | 71,276        |
| Steuben        | 1,059     | 2,131      | 460,875       | 1,059     | 2,176      | 426,020       | 1,179     | 2,428      | 514,925       |
| Suffolk        | 7,387     | 13,589     | 5,446,682     | 7,404     | 13,885     | 6,038,765     | 7,428     | 14,122     | 5,753,445     |
| Sullivan       | 770       | 1,618      | 430,358       | 739       | 1,516      | 410,951       | 713       | 1,495      | 412,692       |
| Tioga          | 350       | 696        | 153,659       | 374       | 787        | 178,551       | 381       | 793        | 189,613       |
| Tompkins       | 806       | 1,480      | 454,124       | 814       | 1,545      | 425,760       | 799       | 1,537      | 394,978       |
| Ulster         | 1,208     | 2,302      | 717,111       | 1,238     | 2,278      | 653,640       | 1,182     | 2,212      | 626,835       |
| Warren         | 201       | 290        | 110,122       | 214       | 349        | 94,791        | 248       | 432        | 131,947       |
| Washington     | 351       | 553        | 212,505       | 323       | 519        | 197,128       | 333       | 535        | 177,209       |
| Wayne          | 562       | 993        | 229,702       | 589       | 1,086      | 258,967       | 575       | 1,043      | 257,548       |
| Westchester    | 6,787     | 13,858     | 5,456,002     | 7,307     | 14,892     | 6,284,950     | 8,279     | 17,257     | 9,113,555     |
| Wyoming        | 200       | 361        | 82,596        | 195       | 329        | 84,982        | 171       | 276        | 84,359        |
| Yates          | 119       | 220        | 48,181        | 127       | 242        | 53,133        | 145       | 285        | 61,810        |

\* Expenditures partially estimated.

Table 5  
**TEMPORARY ASSISTANCE**  
Cases, Recipients, Children, Adults and Expenditures by Local District  
July 2006

| Local District | Temporary Assistance |            |          |         |               |
|----------------|----------------------|------------|----------|---------|---------------|
|                | Cases                | Recipients | Children | Adults  | Expenditures  |
| New York State | 286,525              | 566,263    | 327,714  | 238,549 | \$149,319,906 |
| New York City* | 197,779              | 387,715    | 221,695  | 166,020 | 101,553,000   |
| Rest of State  | 88,746               | 178,548    | 106,019  | 72,529  | 47,766,906    |
| Albany         | 2,778                | 5,708      | 3,405    | 2,303   | 1,683,806     |
| Allegany       | 505                  | 1,060      | 641      | 419     | 180,443       |
| Broome         | 2,605                | 5,280      | 3,033    | 2,247   | 1,255,179     |
| Cattaraugus    | 643                  | 1,210      | 699      | 511     | 264,228       |
| Cayuga         | 477                  | 926        | 552      | 374     | 225,397       |
| Chautauqua     | 1,922                | 4,117      | 2,474    | 1,643   | 827,226       |
| Chemung        | 1,477                | 3,081      | 1,764    | 1,317   | 640,521       |
| Chenango       | 208                  | 374        | 243      | 131     | 88,849        |
| Clinton        | 824                  | 1,482      | 833      | 649     | 351,840       |
| Columbia       | 342                  | 612        | 342      | 270     | 188,207       |
| Cortland       | 444                  | 952        | 542      | 410     | 236,669       |
| Delaware       | 182                  | 274        | 137      | 137     | 75,949        |
| Dutchess       | 1,265                | 2,361      | 1,407    | 954     | 837,592       |
| Erie           | 12,562               | 25,924     | 15,540   | 10,384  | 5,389,890     |
| Essex          | 163                  | 312        | 166      | 146     | 42,172        |
| Franklin       | 374                  | 733        | 400      | 333     | 163,302       |
| Fulton         | 306                  | 528        | 301      | 227     | 136,229       |
| Genesee        | 340                  | 681        | 395      | 286     | 157,612       |
| Greene         | 375                  | 773        | 437      | 336     | 174,346       |
| Hamilton       | 13                   | 36         | 17       | 19      | 6,323         |
| Herkimer       | 337                  | 583        | 360      | 223     | 148,491       |
| Jefferson      | 627                  | 1,077      | 610      | 467     | 301,989       |
| Lewis          | 119                  | 212        | 120      | 92      | 46,703        |
| Livingston     | 495                  | 904        | 454      | 450     | 233,584       |
| Madison        | 197                  | 336        | 219      | 117     | 87,394        |
| Monroe         | 14,617               | 30,161     | 17,900   | 12,261  | 7,329,197     |
| Montgomery     | 342                  | 716        | 422      | 294     | 164,463       |
| Nassau         | 4,769                | 9,058      | 5,258    | 3,800   | 3,118,054     |
| Niagara        | 2,426                | 4,826      | 2,782    | 2,044   | 968,130       |
| Oneida         | 2,398                | 5,558      | 3,548    | 2,010   | 1,075,234     |
| Onondaga       | 5,071                | 10,564     | 6,782    | 3,782   | 2,265,509     |
| Ontario        | 724                  | 1,330      | 727      | 603     | 320,911       |
| Orange         | 2,047                | 4,598      | 2,991    | 1,607   | 1,370,554     |
| Orleans        | 450                  | 881        | 522      | 359     | 212,162       |
| Oswego         | 782                  | 1,561      | 1,037    | 524     | 379,857       |
| Otsego         | 157                  | 255        | 124      | 131     | 79,366        |
| Putnam         | 109                  | 156        | 75       | 81      | 85,987        |
| Rensselaer     | 1,442                | 3,344      | 2,051    | 1,293   | 800,948       |
| Rockland       | 1,094                | 2,256      | 1,458    | 798     | 602,791       |
| St.Lawrence    | 908                  | 1,830      | 1,059    | 771     | 363,474       |
| Saratoga       | 316                  | 434        | 287      | 147     | 149,337       |
| Schenectady    | 1,267                | 2,618      | 1,693    | 925     | 740,470       |
| Schoharie      | 127                  | 198        | 101      | 97      | 58,963        |
| Schuyler       | 171                  | 323        | 164      | 159     | 73,615        |
| Seneca         | 149                  | 254        | 143      | 111     | 62,026        |
| Steuben        | 1,059                | 2,131      | 1,195    | 936     | 460,875       |
| Suffolk        | 7,387                | 13,589     | 7,361    | 6,228   | 5,446,682     |
| Sullivan       | 770                  | 1,618      | 971      | 647     | 430,358       |
| Tioga          | 350                  | 696        | 411      | 285     | 153,659       |
| Tompkins       | 806                  | 1,480      | 717      | 763     | 454,124       |
| Ulster         | 1,208                | 2,302      | 1,400    | 902     | 717,111       |
| Warren         | 201                  | 290        | 143      | 147     | 110,122       |
| Washington     | 351                  | 553        | 301      | 252     | 212,505       |
| Wayne          | 562                  | 993        | 575      | 418     | 229,702       |
| Westchester    | 6,787                | 13,858     | 8,402    | 5,456   | 5,456,002     |
| Wyoming        | 200                  | 361        | 198      | 163     | 82,596        |
| Yates          | 119                  | 220        | 130      | 90      | 48,181        |

\* Expenditures partially estimated.



Table 6  
**FAMILY ASSISTANCE**  
Cases, Recipients, Children, Adults and Expenditures by Local District  
July 2006

| Local District | Family Assistance |            |          |        |              |
|----------------|-------------------|------------|----------|--------|--------------|
|                | Cases             | Recipients | Children | Adults | Expenditures |
| New York State | 124,078           | 283,819    | 210,916  | 72,903 | \$68,164,245 |
| New York City* | 79,372            | 177,379    | 132,606  | 44,773 | 43,312,000   |
| Rest of State  | 44,706            | 106,440    | 78,310   | 28,130 | 24,852,245   |
| Albany         | 1,498             | 3,574      | 2,556    | 1,018  | 819,953      |
| Allegany       | 305               | 764        | 552      | 212    | 113,859      |
| Broome         | 1,351             | 3,230      | 2,272    | 958    | 672,505      |
| Cattaraugus    | 332               | 756        | 563      | 193    | 142,281      |
| Cayuga         | 283               | 676        | 498      | 178    | 123,759      |
| Chautauqua     | 1,066             | 2,684      | 1,888    | 796    | 489,952      |
| Chemung        | 811               | 2,040      | 1,409    | 631    | 374,845      |
| Chenango       | 119               | 258        | 209      | 49     | 49,876       |
| Clinton        | 454               | 995        | 722      | 273    | 187,742      |
| Columbia       | 182               | 405        | 295      | 110    | 88,854       |
| Cortland       | 246               | 632        | 439      | 193    | 124,782      |
| Delaware       | 87                | 157        | 130      | 27     | 32,534       |
| Dutchess       | 684               | 1,557      | 1,159    | 398    | 456,749      |
| Erie           | 6,079             | 14,784     | 10,940   | 3,844  | 2,729,135    |
| Essex          | 75                | 186        | 131      | 55     | 21,123       |
| Franklin       | 210               | 500        | 339      | 161    | 91,314       |
| Fulton         | 157               | 340        | 261      | 79     | 74,021       |
| Genesee        | 174               | 450        | 327      | 123    | 77,355       |
| Greene         | 206               | 539        | 379      | 160    | 105,874      |
| Hamilton       | 8                 | 30         | 17       | 13     | 3,999        |
| Herkimer       | 204               | 405        | 308      | 97     | 82,896       |
| Jefferson      | 310               | 684        | 531      | 153    | 135,495      |
| Lewis          | 66                | 154        | 109      | 45     | 27,253       |
| Livingston     | 221               | 512        | 354      | 158    | 99,615       |
| Madison        | 123               | 248        | 203      | 45     | 50,923       |
| Monroe         | 6,549             | 15,873     | 11,696   | 4,177  | 3,482,396    |
| Montgomery     | 201               | 537        | 388      | 149    | 97,230       |
| Nassau         | 2,405             | 5,498      | 4,071    | 1,427  | 1,784,142    |
| Niagara        | 1,282             | 2,944      | 2,064    | 880    | 529,303      |
| Oneida         | 1,396             | 3,775      | 2,768    | 1,007  | 627,140      |
| Onondaga       | 2,865             | 6,698      | 5,077    | 1,621  | 1,339,827    |
| Ontario        | 384               | 884        | 613      | 271    | 162,905      |
| Orange         | 1,149             | 2,811      | 2,141    | 670    | 783,459      |
| Orleans        | 221               | 548        | 413      | 135    | 109,501      |
| Oswego         | 505               | 1,161      | 905      | 256    | 241,863      |
| Otsego         | 64                | 135        | 111      | 24     | 35,823       |
| Putnam         | 44                | 82         | 67       | 15     | 30,317       |
| Rensselaer     | 986               | 2,547      | 1,710    | 837    | 518,799      |
| Rockland       | 534               | 1,144      | 948      | 196    | 313,037      |
| St. Lawrence   | 538               | 1,261      | 879      | 382    | 224,742      |
| Saratoga       | 181               | 288        | 272      | 16     | 71,113       |
| Schenectady    | 719               | 1,704      | 1,331    | 373    | 404,199      |
| Schoharie      | 60                | 121        | 93       | 28     | 27,456       |
| Schuyler       | 86                | 205        | 129      | 76     | 37,117       |
| Seneca         | 76                | 160        | 117      | 43     | 32,252       |
| Steuben        | 537               | 1,381      | 964      | 417    | 241,843      |
| Suffolk        | 3,029             | 7,236      | 5,391    | 1,845  | 2,785,046    |
| Sullivan       | 448               | 1,145      | 821      | 324    | 238,303      |
| Tioga          | 198               | 494        | 362      | 132    | 88,563       |
| Tompkins       | 368               | 894        | 583      | 311    | 224,369      |
| Ulster         | 719               | 1,563      | 1,146    | 417    | 399,542      |
| Warren         | 101               | 184        | 133      | 51     | 46,588       |
| Washington     | 167               | 339        | 267      | 72     | 83,786       |
| Wayne          | 267               | 626        | 486      | 140    | 118,821      |
| Westchester    | 3,191             | 7,202      | 5,461    | 1,741  | 2,519,051    |
| Wyoming        | 112               | 270        | 190      | 80     | 48,292       |
| Yates          | 73                | 170        | 122      | 48     | 28,726       |

\* Expenditures partially estimated.

Table 7  
SAFETY NET ASSISTANCE  
Cases, Recipients, Children, Adults and Expenditures by Local District  
July 2006

| Local District | Safety Net Assistance |            |          |         |              |
|----------------|-----------------------|------------|----------|---------|--------------|
|                | Cases                 | Recipients | Children | Adults  | Expenditures |
| New York State | 162,447               | 282,444    | 116,798  | 165,646 | \$81,155,661 |
| New York City* | 118,407               | 210,336    | 89,089   | 121,247 | 58,241,000   |
| Rest of State  | 44,040                | 72,108     | 27,709   | 44,399  | 22,914,661   |
| Albany         | 1,280                 | 2,134      | 849      | 1,285   | 863,853      |
| Allegany       | 200                   | 296        | 89       | 207     | 66,584       |
| Broome         | 1,254                 | 2,050      | 761      | 1,289   | 582,674      |
| Cattaraugus    | 311                   | 454        | 136      | 318     | 121,947      |
| Cayuga         | 194                   | 250        | 54       | 196     | 101,638      |
| Chautauqua     | 856                   | 1,433      | 586      | 847     | 337,274      |
| Chemung        | 666                   | 1,041      | 355      | 686     | 265,676      |
| Chenango       | 89                    | 116        | 34       | 82      | 38,973       |
| Clinton        | 370                   | 487        | 111      | 376     | 164,098      |
| Columbia       | 160                   | 207        | 47       | 160     | 99,353       |
| Cortland       | 198                   | 320        | 103      | 217     | 111,887      |
| Delaware       | 95                    | 117        | 7        | 110     | 43,415       |
| Dutchess       | 581                   | 804        | 248      | 556     | 380,843      |
| Erie           | 6,483                 | 11,140     | 4,600    | 6,540   | 2,660,755    |
| Essex          | 88                    | 126        | 35       | 91      | 21,049       |
| Franklin       | 164                   | 233        | 61       | 172     | 71,988       |
| Fulton         | 149                   | 188        | 40       | 148     | 62,208       |
| Genesee        | 166                   | 231        | 68       | 163     | 80,257       |
| Greene         | 169                   | 234        | 58       | 176     | 68,472       |
| Hamilton       | 5                     | 6          | 0        | 6       | 2,324        |
| Herkimer       | 133                   | 178        | 52       | 126     | 65,595       |
| Jefferson      | 317                   | 393        | 79       | 314     | 166,494      |
| Lewis          | 53                    | 58         | 11       | 47      | 19,450       |
| Livingston     | 274                   | 392        | 100      | 292     | 133,969      |
| Madison        | 74                    | 88         | 16       | 72      | 36,471       |
| Monroe         | 8,068                 | 14,288     | 6,204    | 8,084   | 3,846,801    |
| Montgomery     | 141                   | 179        | 34       | 145     | 67,233       |
| Nassau         | 2,364                 | 3,560      | 1,187    | 2,373   | 1,333,912    |
| Niagara        | 1,144                 | 1,882      | 718      | 1,164   | 438,827      |
| Oneida         | 1,002                 | 1,783      | 780      | 1,003   | 448,094      |
| Onondaga       | 2,206                 | 3,866      | 1,705    | 2,161   | 925,682      |
| Ontario        | 340                   | 446        | 114      | 332     | 158,006      |
| Orange         | 898                   | 1,787      | 850      | 937     | 587,095      |
| Orleans        | 229                   | 333        | 109      | 224     | 102,661      |
| Oswego         | 277                   | 400        | 132      | 268     | 137,994      |
| Otsego         | 93                    | 120        | 13       | 107     | 43,543       |
| Putnam         | 65                    | 74         | 8        | 66      | 55,670       |
| Rensselaer     | 456                   | 797        | 341      | 456     | 282,149      |
| Rockland       | 560                   | 1,112      | 510      | 602     | 289,754      |
| St. Lawrence   | 370                   | 569        | 180      | 389     | 138,732      |
| Saratoga       | 135                   | 146        | 15       | 131     | 78,224       |
| Schenectady    | 548                   | 914        | 362      | 552     | 336,271      |
| Schoharie      | 67                    | 77         | 8        | 69      | 31,507       |
| Schuyler       | 85                    | 118        | 35       | 83      | 36,498       |
| Seneca         | 73                    | 94         | 26       | 68      | 29,774       |
| Steuben        | 522                   | 750        | 231      | 519     | 219,032      |
| Suffolk        | 4,358                 | 6,353      | 1,970    | 4,383   | 2,661,636    |
| Sullivan       | 322                   | 473        | 150      | 323     | 192,055      |
| Tioga          | 152                   | 202        | 49       | 153     | 65,096       |
| Tompkins       | 438                   | 586        | 134      | 452     | 229,755      |
| Ulster         | 489                   | 739        | 254      | 485     | 317,569      |
| Warren         | 100                   | 106        | 10       | 96      | 63,534       |
| Washington     | 184                   | 214        | 34       | 180     | 128,719      |
| Wayne          | 295                   | 367        | 89       | 278     | 110,881      |
| Westchester    | 3,596                 | 6,656      | 2,941    | 3,715   | 2,936,951    |
| Wyoming        | 88                    | 91         | 8        | 83      | 34,304       |
| Yates          | 46                    | 50         | 8        | 42      | 19,455       |

\* Expenditures partially estimated.

Table 8  
 TEMPORARY ASSISTANCE BY FUNDING SOURCE  
 Cases, Recipients and Expenditures by Local District  
 July 2006

| Local District | Total   |            |               | Federally Participating-TANF<br>Family Assistance and Safety Net-FP |            |              | Federally Non-Participating<br>Safety Net Assistance-FNP |            |              |
|----------------|---------|------------|---------------|---|------------|--------------|--|------------|--------------|
|                | Cases   | Recipients | Expenditures  | Cases   | Recipients | Expenditures | Cases  | Recipients | Expenditures |
| New York State | 286,525 | 566,263    | \$149,319,906 | 125,826   | 288,187    | \$69,109,190 | 160,699  | 278,076    | \$80,210,716 |
| New York City* | 197,779 | 387,715    | 101,553,000   | 79,800  | 178,278    | 43,463,000   | 117,979  | 209,437    | 58,090,000   |
| Rest of State  | 88,746  | 178,548    | 47,766,906    | 46,026  | 109,909    | 25,646,190   | 42,720   | 68,639     | 22,120,716   |
| Albany         | 2,778   | 5,708      | 1,683,806     | 1,547   | 3,709      | 849,899      | 1,231  | 1,999      | 833,907      |
| Allegany       | 505     | 1,060      | 180,443       | 309   | 774        | 114,342      | 196  | 286        | 66,101       |
| Broome         | 2,605   | 5,280      | 1,255,179     | 1,388   | 3,330      | 689,665      | 1,217  | 1,950      | 565,514      |
| Cattaraugus    | 643     | 1,210      | 264,228       | 349   | 801        | 148,903      | 294  | 409        | 115,325      |
| Cayuga         | 477     | 926        | 225,397       | 285   | 683        | 124,863      | 192  | 243        | 100,534      |
| Chautauqua     | 1,922   | 4,117      | 827,226       | 1,091   | 2,758      | 500,828      | 831  | 1,359      | 326,398      |
| Chemung        | 1,477   | 3,081      | 640,521       | 823   | 2,078      | 381,913      | 654  | 1,003      | 258,608      |
| Chenango       | 208     | 374        | 88,849        | 123   | 273        | 50,902       | 85   | 101        | 37,947       |
| Clinton        | 824     | 1,482      | 351,840       | 467   | 1,035      | 193,361      | 357  | 447        | 158,479      |
| Columbia       | 342     | 612        | 188,207       | 187   | 418        | 93,483       | 155  | 194        | 94,724       |
| Cortland       | 444     | 952        | 236,669       | 253   | 652        | 129,341      | 191  | 300        | 107,328      |
| Delaware       | 182     | 274        | 75,949        | 87  | 157        | 32,534       | 95   | 117        | 43,415       |
| Dutchess       | 1,265   | 2,361      | 837,592       | 700   | 1,597      | 468,163      | 565  | 764        | 369,429      |
| Erie           | 12,562  | 25,924     | 5,389,890     | 6,374   | 15,523     | 2,854,378    | 6,188  | 10,401     | 2,535,512    |
| Essex          | 163     | 312        | 42,172        | 77  | 191        | 21,492       | 86   | 121        | 20,680       |
| Franklin       | 374     | 733        | 163,302       | 210   | 500        | 91,314       | 164  | 233        | 71,988       |
| Fulton         | 306     | 528        | 136,229       | 169   | 376        | 82,483       | 137  | 152        | 53,746       |
| Genesee        | 340     | 681        | 157,612       | 183   | 475        | 84,129       | 157  | 206        | 73,483       |
| Greene         | 375     | 773        | 174,346       | 212   | 553        | 108,696      | 163  | 220        | 65,650       |
| Hamilton       | 13      | 36         | 6,323         | 8   | 30         | 3,999        | 5  | 6          | 2,324        |
| Herkimer       | 337     | 583        | 148,491       | 208   | 414        | 84,879       | 129  | 169        | 63,612       |
| Jefferson      | 627     | 1,077      | 301,989       | 325   | 712        | 142,036      | 302  | 365        | 159,953      |
| Lewis          | 119     | 212        | 46,703        | 66  | 154        | 27,253       | 53   | 58         | 19,450       |
| Livingston     | 495     | 904        | 233,584       | 235   | 547        | 108,378      | 260  | 357        | 125,206      |
| Madison        | 197     | 336        | 87,394        | 126   | 254        | 51,819       | 71   | 82         | 35,575       |
| Monroe         | 14,617  | 30,161     | 7,329,197     | 6,902   | 16,807     | 3,694,178    | 7,715  | 13,354     | 3,635,019    |
| Montgomery     | 342     | 716        | 164,463       | 201   | 537        | 97,230       | 141  | 179        | 67,233       |
| Nassau         | 4,769   | 9,058      | 3,118,054     | 2,423   | 5,543      | 1,801,105    | 2,346  | 3,515      | 1,316,949    |
| Niagara        | 2,426   | 4,826      | 968,130       | 1,309   | 3,026      | 538,838      | 1,117  | 1,800      | 429,292      |
| Oneida         | 2,398   | 5,558      | 1,075,234     | 1,431   | 3,868      | 645,381      | 967  | 1,690      | 429,853      |
| Onondaga       | 5,071   | 10,564     | 2,265,509     | 2,882   | 6,744      | 1,346,354    | 2,189  | 3,820      | 919,155      |
| Ontario        | 724     | 1,330      | 320,911       | 390   | 895        | 166,308      | 334  | 435        | 154,603      |
| Orange         | 2,047   | 4,598      | 1,370,554     | 1,164   | 2,842      | 799,162      | 883  | 1,756      | 571,392      |
| Orleans        | 450     | 881        | 212,162       | 227   | 565        | 112,433      | 223  | 316        | 99,729       |
| Oswego         | 782     | 1,561      | 379,857       | 525   | 1,217      | 252,660      | 257  | 344        | 127,197      |
| Otsego         | 157     | 255        | 79,366        | 66  | 139        | 37,708       | 91   | 116        | 41,658       |
| Putnam         | 109     | 156        | 85,987        | 48  | 91         | 37,057       | 61   | 65         | 48,930       |
| Rensselaer     | 1,442   | 3,344      | 800,948       | 1,013   | 2,608      | 534,486      | 429  | 736        | 266,462      |
| Rockland       | 1,094   | 2,256      | 602,791       | 543   | 1,166      | 322,581      | 551  | 1,090      | 280,210      |
| St.Lawrence    | 908     | 1,830      | 363,474       | 542   | 1,274      | 227,083      | 366  | 556        | 136,391      |
| Saratoga       | 316     | 434        | 149,337       | 181   | 288        | 71,113       | 135  | 146        | 78,224       |
| Schenectady    | 1,267   | 2,618      | 740,470       | 734   | 1,742      | 414,852      | 533  | 876        | 325,618      |
| Schoharie      | 127     | 198        | 58,963        | 60  | 121        | 27,456       | 67   | 77         | 31,507       |
| Schuyler       | 171     | 323        | 73,615        | 86  | 205        | 37,117       | 85   | 118        | 36,498       |
| Seneca         | 149     | 254        | 62,026        | 79  | 168        | 33,400       | 70   | 86         | 28,626       |
| Steuben        | 1,059   | 2,131      | 460,875       | 539   | 1,384      | 244,564      | 520  | 747        | 216,311      |
| Suffolk        | 7,387   | 13,589     | 5,446,682     | 3,089   | 7,404      | 2,838,574    | 4,298  | 6,185      | 2,608,108    |
| Sullivan       | 770     | 1,618      | 430,358       | 460   | 1,186      | 246,750      | 310  | 432        | 183,608      |
| Tioga          | 350     | 696        | 153,659       | 199   | 499        | 88,704       | 151  | 197        | 64,955       |
| Tompkins       | 806     | 1,480      | 454,124       | 381   | 930        | 231,997      | 425  | 550        | 222,127      |
| Ulster         | 1,208   | 2,302      | 717,111       | 740   | 1,623      | 417,736      | 468  | 679        | 299,375      |
| Warren         | 201     | 290        | 110,122       | 106   | 190        | 49,709       | 95   | 100        | 60,413       |
| Washington     | 351     | 553        | 212,505       | 170   | 351        | 85,358       | 181  | 202        | 127,147      |
| Wayne          | 562     | 993        | 229,702       | 275   | 645        | 122,272      | 287  | 348        | 107,430      |
| Westchester    | 6,787   | 13,858     | 5,456,002     | 3,274   | 7,417      | 2,607,953    | 3,513  | 6,441      | 2,848,049    |
| Wyoming        | 200     | 361        | 82,596        | 112   | 270        | 48,292       | 88   | 91         | 34,304       |
| Yates          | 119     | 220        | 48,181        | 73  | 170        | 28,726       | 46   | 50         | 19,455       |

\* Expenditures partially estimated.

Table 9  
 TEMPORARY ASSISTANCE TO NEEDY FAMILIES (TANF)-FP BY PROGRAM  
 Cases, Recipients, Children, Adults and Expenditures by Local District  
 July 2006

| Local District | Family Assistance |            |          |        |              | Safety Net Assistance-FP |            |          |        |              |
|----------------|-------------------|------------|----------|--------|--------------|--------------------------|------------|----------|--------|--------------|
|                | Cases             | Recipients | Children | Adults | Expenditures | Cases                    | Recipients | Children | Adults | Expenditures |
| New York State | 124,078           | 283,819    | 210,916  | 72,903 | \$68,164,245 | 1,748                    | 4,368      | 2,537    | 1,831  | \$944,945    |
| New York City* | 79,372            | 177,379    | 132,606  | 44,773 | 43,312,000   | 428                      | 899        | 534      | 365    | 151,000      |
| Rest of State  | 44,706            | 106,440    | 78,310   | 28,130 | 24,852,245   | 1,320                    | 3,469      | 2,003    | 1,466  | 793,945      |
| Albany         | 1,498             | 3,574      | 2,556    | 1,018  | 819,953      | 49                       | 135        | 88       | 47     | 29,946       |
| Allegany       | 305               | 764        | 552      | 212    | 113,859      | 4                        | 10         | 7        | 3      | 483          |
| Broome         | 1,351             | 3,230      | 2,272    | 958    | 672,505      | 37                       | 100        | 57       | 43     | 17,160       |
| Cattaraugus    | 332               | 756        | 563      | 193    | 142,281      | 17                       | 45         | 26       | 19     | 6,622        |
| Cayuga         | 283               | 676        | 498      | 178    | 123,759      | 2                        | 7          | 5        | 2      | 1,104        |
| Chautauqua     | 1,066             | 2,684      | 1,888    | 796    | 489,952      | 25                       | 74         | 48       | 26     | 10,876       |
| Chemung        | 811               | 2,040      | 1,409    | 631    | 374,845      | 12                       | 38         | 23       | 15     | 7,068        |
| Chenango       | 119               | 258        | 209      | 49     | 49,876       | 4                        | 15         | 9        | 6      | 1,026        |
| Clinton        | 454               | 995        | 722      | 273    | 187,742      | 13                       | 40         | 24       | 16     | 5,619        |
| Columbia       | 182               | 405        | 295      | 110    | 88,854       | 5                        | 13         | 6        | 7      | 4,629        |
| Cortland       | 246               | 632        | 439      | 193    | 124,782      | 7                        | 20         | 12       | 8      | 4,559        |
| Delaware       | 87                | 157        | 130      | 27     | 32,534       | 0                        | 0          | 0        | 0      | 0            |
| Dutchess       | 684               | 1,557      | 1,159    | 398    | 456,749      | 16                       | 40         | 24       | 16     | 11,414       |
| Erie           | 6,079             | 14,784     | 10,940   | 3,844  | 2,729,135    | 295                      | 739        | 413      | 326    | 125,243      |
| Essex          | 75                | 186        | 131      | 55     | 21,123       | 2                        | 5          | 4        | 1      | 369          |
| Franklin       | 210               | 500        | 339      | 161    | 91,314       | 0                        | 0          | 0        | 0      | 0            |
| Fulton         | 157               | 340        | 261      | 79     | 74,021       | 12                       | 36         | 21       | 15     | 8,462        |
| Genesee        | 174               | 450        | 327      | 123    | 77,355       | 9                        | 25         | 15       | 10     | 6,774        |
| Greene         | 206               | 539        | 379      | 160    | 105,874      | 6                        | 14         | 7        | 7      | 2,822        |
| Hamilton       | 8                 | 30         | 17       | 13     | 3,999        | 0                        | 0          | 0        | 0      | 0            |
| Herkimer       | 204               | 405        | 308      | 97     | 82,896       | 4                        | 9          | 5        | 4      | 1,983        |
| Jefferson      | 310               | 684        | 531      | 153    | 135,495      | 15                       | 28         | 17       | 11     | 6,541        |
| Lewis          | 66                | 154        | 109      | 45     | 27,253       | 0                        | 0          | 0        | 0      | 0            |
| Livingston     | 221               | 512        | 354      | 158    | 99,615       | 14                       | 35         | 17       | 18     | 8,763        |
| Madison        | 123               | 248        | 203      | 45     | 50,923       | 3                        | 6          | 4        | 2      | 896          |
| Monroe         | 6,549             | 15,873     | 11,696   | 4,177  | 3,482,396    | 353                      | 934        | 536      | 398    | 211,782      |
| Montgomery     | 201               | 537        | 388      | 149    | 97,230       | 0                        | 0          | 0        | 0      | 0            |
| Nassau         | 2,405             | 5,498      | 4,071    | 1,427  | 1,784,142    | 18                       | 45         | 25       | 20     | 16,963       |
| Niagara        | 1,282             | 2,944      | 2,064    | 880    | 529,303      | 27                       | 82         | 48       | 34     | 9,535        |
| Oneida         | 1,396             | 3,775      | 2,768    | 1,007  | 627,140      | 35                       | 93         | 55       | 38     | 18,241       |
| Onondaga       | 2,865             | 6,698      | 5,077    | 1,621  | 1,339,827    | 17                       | 46         | 26       | 20     | 6,527        |
| Ontario        | 384               | 884        | 613      | 271    | 162,905      | 6                        | 11         | 5        | 6      | 3,403        |
| Orange         | 1,149             | 2,811      | 2,141    | 670    | 783,459      | 15                       | 31         | 15       | 16     | 15,703       |
| Orleans        | 221               | 548        | 413      | 135    | 109,501      | 6                        | 17         | 9        | 8      | 2,932        |
| Oswego         | 505               | 1,161      | 905      | 256    | 241,863      | 20                       | 56         | 39       | 17     | 10,797       |
| Otsego         | 64                | 135        | 111      | 24     | 35,823       | 2                        | 4          | 2        | 2      | 1,885        |
| Putnam         | 44                | 82         | 67       | 15     | 30,317       | 4                        | 9          | 5        | 4      | 6,740        |
| Rensselaer     | 986               | 2,547      | 1,710    | 837    | 518,799      | 27                       | 61         | 33       | 28     | 15,687       |
| Rockland       | 534               | 1,144      | 948      | 196    | 313,037      | 9                        | 22         | 11       | 11     | 9,544        |
| St.Lawrence    | 538               | 1,261      | 879      | 382    | 224,742      | 4                        | 13         | 9        | 4      | 2,341        |
| Saratoga       | 181               | 288        | 272      | 16     | 71,113       | 0                        | 0          | 0        | 0      | 0            |
| Schenectady    | 719               | 1,704      | 1,331    | 373    | 404,199      | 15                       | 38         | 23       | 15     | 10,653       |
| Schoharie      | 60                | 121        | 93       | 28     | 27,456       | 0                        | 0          | 0        | 0      | 0            |
| Schuyler       | 86                | 205        | 129      | 76     | 37,117       | 0                        | 0          | 0        | 0      | 0            |
| Seneca         | 76                | 160        | 117      | 43     | 32,252       | 3                        | 8          | 4        | 4      | 1,148        |
| Steuben        | 537               | 1,381      | 964      | 417    | 241,843      | 2                        | 3          | 1        | 2      | 2,721        |
| Suffolk        | 3,029             | 7,236      | 5,391    | 1,845  | 2,785,046    | 60                       | 168        | 100      | 68     | 53,528       |
| Sullivan       | 448               | 1,145      | 821      | 324    | 238,303      | 12                       | 41         | 25       | 16     | 8,447        |
| Tioga          | 198               | 494        | 362      | 132    | 88,563       | 1                        | 5          | 3        | 2      | 141          |
| Tompkins       | 368               | 894        | 583      | 311    | 224,369      | 13                       | 36         | 18       | 18     | 7,628        |
| Ulster         | 719               | 1,563      | 1,146    | 417    | 399,542      | 21                       | 60         | 33       | 27     | 18,194       |
| Warren         | 101               | 184        | 133      | 51     | 46,588       | 5                        | 6          | 3        | 3      | 3,121        |
| Washington     | 167               | 339        | 267      | 72     | 83,786       | 3                        | 12         | 9        | 3      | 1,572        |
| Wayne          | 267               | 626        | 486      | 140    | 118,821      | 8                        | 19         | 12       | 7      | 3,451        |
| Westchester    | 3,191             | 7,202      | 5,461    | 1,741  | 2,519,051    | 83                       | 215        | 122      | 93     | 88,902       |
| Wyoming        | 112               | 270        | 190      | 80     | 48,292       | 0                        | 0          | 0        | 0      | 0            |
| Yates          | 73                | 170        | 122      | 48     | 28,726       | 0                        | 0          | 0        | 0      | 0            |

\* Expenditures partially estimated.

Table 10  
SAFETY NET ASSISTANCE-FNP  
Cases, Recipients, Children, Adults and Expenditures by Local District  
July 2006

| Local District | Safety Net Assistance-FNP |            |          |         |              |
|----------------|---------------------------|------------|----------|---------|--------------|
|                | Cases                     | Recipients | Children | Adults  | Expenditures |
| New York State | 160,699                   | 278,076    | 114,261  | 163,815 | \$80,210,716 |
| New York City* | 117,979                   | 209,437    | 88,555   | 120,882 | 58,090,000   |
| Rest of State  | 42,720                    | 68,639     | 25,706   | 42,933  | 22,120,716   |
| Albany         | 1,231                     | 1,999      | 761      | 1,238   | 833,907      |
| Allegany       | 196                       | 286        | 82       | 204     | 66,101       |
| Broome         | 1,217                     | 1,950      | 704      | 1,246   | 565,514      |
| Cattaraugus    | 294                       | 409        | 110      | 299     | 115,325      |
| Cayuga         | 192                       | 243        | 49       | 194     | 100,534      |
| Chautauqua     | 831                       | 1,359      | 538      | 821     | 326,398      |
| Chemung        | 654                       | 1,003      | 332      | 671     | 258,608      |
| Chenango       | 85                        | 101        | 25       | 76      | 37,947       |
| Clinton        | 357                       | 447        | 87       | 360     | 158,479      |
| Columbia       | 155                       | 194        | 41       | 153     | 94,724       |
| Cortland       | 191                       | 300        | 91       | 209     | 107,328      |
| Delaware       | 95                        | 117        | 7        | 110     | 43,415       |
| Dutchess       | 565                       | 764        | 224      | 540     | 369,429      |
| Erie           | 6,188                     | 10,401     | 4,187    | 6,214   | 2,535,512    |
| Essex          | 86                        | 121        | 31       | 90      | 20,680       |
| Franklin       | 164                       | 233        | 61       | 172     | 71,988       |
| Fulton         | 137                       | 152        | 19       | 133     | 53,746       |
| Genesee        | 157                       | 206        | 53       | 153     | 73,483       |
| Greene         | 163                       | 220        | 51       | 169     | 65,650       |
| Hamilton       | 5                         | 6          | 0        | 6       | 2,324        |
| Herkimer       | 129                       | 169        | 47       | 122     | 63,612       |
| Jefferson      | 302                       | 365        | 62       | 303     | 159,953      |
| Lewis          | 53                        | 58         | 11       | 47      | 19,450       |
| Livingston     | 260                       | 357        | 83       | 274     | 125,206      |
| Madison        | 71                        | 82         | 12       | 70      | 35,575       |
| Monroe         | 7,715                     | 13,354     | 5,668    | 7,686   | 3,635,019    |
| Montgomery     | 141                       | 179        | 34       | 145     | 67,233       |
| Nassau         | 2,346                     | 3,515      | 1,162    | 2,353   | 1,316,949    |
| Niagara        | 1,117                     | 1,800      | 670      | 1,130   | 429,292      |
| Oneida         | 967                       | 1,690      | 725      | 965     | 429,853      |
| Onondaga       | 2,189                     | 3,820      | 1,679    | 2,141   | 919,155      |
| Ontario        | 334                       | 435        | 109      | 326     | 154,603      |
| Orange         | 883                       | 1,756      | 835      | 921     | 571,392      |
| Orleans        | 223                       | 316        | 100      | 216     | 99,729       |
| Oswego         | 257                       | 344        | 93       | 251     | 127,197      |
| Otsego         | 91                        | 116        | 11       | 105     | 41,658       |
| Putnam         | 61                        | 65         | 3        | 62      | 48,930       |
| Rensselaer     | 429                       | 736        | 308      | 428     | 266,462      |
| Rockland       | 551                       | 1,090      | 499      | 591     | 280,210      |
| St.Lawrence    | 366                       | 556        | 171      | 385     | 136,391      |
| Saratoga       | 135                       | 146        | 15       | 131     | 78,224       |
| Schenectady    | 533                       | 876        | 339      | 537     | 325,618      |
| Schoharie      | 67                        | 77         | 8        | 69      | 31,507       |
| Schuyler       | 85                        | 118        | 35       | 83      | 36,498       |
| Seneca         | 70                        | 86         | 22       | 64      | 28,626       |
| Steuben        | 520                       | 747        | 230      | 517     | 216,311      |
| Suffolk        | 4,298                     | 6,185      | 1,870    | 4,315   | 2,608,108    |
| Sullivan       | 310                       | 432        | 125      | 307     | 183,608      |
| Tioga          | 151                       | 197        | 46       | 151     | 64,955       |
| Tompkins       | 425                       | 550        | 116      | 434     | 222,127      |
| Ulster         | 468                       | 679        | 221      | 458     | 299,375      |
| Warren         | 95                        | 100        | 7        | 93      | 60,413       |
| Washington     | 181                       | 202        | 25       | 177     | 127,147      |
| Wayne          | 287                       | 348        | 77       | 271     | 107,430      |
| Westchester    | 3,513                     | 6,441      | 2,819    | 3,622   | 2,848,049    |
| Wyoming        | 88                        | 91         | 8        | 83      | 34,304       |
| Yates          | 46                        | 50         | 8        | 42      | 19,455       |

\* Expenditures partially estimated.

Table 11  
**SAFETY NET ASSISTANCE-FNP BY CASE CATEGORY**  
(Maintenance of Effort (MOE) vs. Non-Maintenance of Effort (Non-MOE))  
Cases, Recipients, Children, Adults and Expenditures by Local District  
July 2006

| Local District | Maintenance of Effort (MOE) |            |          |        |              | Non-Maintenance of Effort (Non-MOE) |            |          |         |              |
|----------------|-----------------------------|------------|----------|--------|--------------|-------------------------------------|------------|----------|---------|--------------|
|                | Cases                       | Recipients | Children | Adults | Expenditures | Cases                               | Recipients | Children | Adults  | Expenditures |
| New York State | 38,971                      | 129,652    | 91,136   | 38,516 | \$22,615,366 | 121,728                             | 148,424    | 23,125   | 125,299 | \$57,595,350 |
| New York City* | 30,229                      | 96,999     | 67,737   | 29,262 | 16,703,000   | 87,750                              | 112,438    | 20,818   | 91,620  | 41,387,000   |
| Rest of State  | 8,742                       | 32,653     | 23,399   | 9,254  | 5,912,366    | 33,978                              | 35,986     | 2,307    | 33,679  | 16,208,350   |
| Albany         | 260                         | 996        | 731      | 265    | 168,896      | 971                                 | 1,003      | 30       | 973     | 665,011      |
| Allegany       | 31                          | 115        | 78       | 37     | 12,023       | 165                                 | 171        | 4        | 167     | 54,078       |
| Broome         | 242                         | 880        | 616      | 264    | 141,753      | 975                                 | 1,070      | 88       | 982     | 423,761      |
| Cattaraugus    | 31                          | 128        | 92       | 36     | 17,660       | 263                                 | 281        | 18       | 263     | 97,665       |
| Cayuga         | 15                          | 60         | 43       | 17     | 9,184        | 177                                 | 183        | 6        | 177     | 91,350       |
| Chautauqua     | 202                         | 704        | 510      | 194    | 98,694       | 629                                 | 655        | 28       | 627     | 227,704      |
| Chemung        | 105                         | 410        | 295      | 115    | 52,832       | 549                                 | 593        | 37       | 556     | 205,776      |
| Chenango       | 5                           | 15         | 10       | 5      | 1,533        | 80                                  | 86         | 15       | 71      | 36,414       |
| Clinton        | 25                          | 87         | 59       | 28     | 14,061       | 332                                 | 360        | 28       | 332     | 144,418      |
| Columbia       | 10                          | 41         | 31       | 10     | 5,341        | 145                                 | 153        | 10       | 143     | 89,383       |
| Cortland       | 30                          | 126        | 85       | 41     | 17,078       | 161                                 | 174        | 6        | 168     | 90,250       |
| Delaware       | 2                           | 7          | 5        | 2      | 1,434        | 93                                  | 110        | 2        | 108     | 41,981       |
| Dutchess       | 64                          | 236        | 170      | 66     | 53,675       | 501                                 | 528        | 54       | 474     | 315,754      |
| Erie           | 1,504                       | 5,452      | 3,885    | 1,567  | 729,087      | 4,684                               | 4,949      | 302      | 4,647   | 1,806,425    |
| Essex          | 10                          | 37         | 26       | 11     | 2,869        | 76                                  | 84         | 5        | 79      | 17,811       |
| Franklin       | 22                          | 80         | 53       | 27     | 13,229       | 142                                 | 153        | 8        | 145     | 58,759       |
| Fulton         | 3                           | 14         | 10       | 4      | 294          | 134                                 | 138        | 9        | 129     | 53,452       |
| Genesee        | 16                          | 55         | 39       | 16     | 6,331        | 141                                 | 151        | 14       | 137     | 67,152       |
| Greene         | 21                          | 67         | 44       | 23     | 10,025       | 142                                 | 153        | 7        | 146     | 55,625       |
| Hamilton       | 0                           | 0          | 0        | 0      | 0            | 5                                   | 6          | 0        | 6       | 2,324        |
| Herkimer       | 12                          | 42         | 30       | 12     | 5,689        | 117                                 | 127        | 17       | 110     | 57,923       |
| Jefferson      | 19                          | 69         | 48       | 21     | 8,441        | 283                                 | 296        | 14       | 282     | 151,512      |
| Lewis          | 1                           | 2          | 1        | 1      | 374          | 52                                  | 56         | 10       | 46      | 19,076       |
| Livingston     | 32                          | 111        | 75       | 36     | 14,625       | 228                                 | 246        | 8        | 238     | 110,581      |
| Madison        | 3                           | 12         | 9        | 3      | 1,832        | 68                                  | 70         | 3        | 67      | 33,743       |
| Monroe         | 1,979                       | 7,363      | 5,289    | 2,074  | 1,200,282    | 5,736                               | 5,991      | 379      | 5,612   | 2,434,737    |
| Montgomery     | 10                          | 46         | 34       | 12     | 7,649        | 131                                 | 133        | 0        | 133     | 59,584       |
| Nassau         | 460                         | 1,537      | 1,074    | 463    | 346,726      | 1,886                               | 1,978      | 88       | 1,890   | 970,223      |
| Niagara        | 225                         | 859        | 607      | 252    | 107,085      | 892                                 | 941        | 63       | 878     | 322,207      |
| Oneida         | 211                         | 845        | 630      | 215    | 99,930       | 756                                 | 845        | 95       | 750     | 329,923      |
| Onondaga       | 496                         | 2,004      | 1,489    | 515    | 274,951      | 1,693                               | 1,816      | 190      | 1,626   | 644,204      |
| Ontario        | 31                          | 118        | 86       | 32     | 15,332       | 303                                 | 317        | 23       | 294     | 139,271      |
| Orange         | 228                         | 1,054      | 790      | 264    | 187,847      | 655                                 | 702        | 45       | 657     | 383,545      |
| Orleans        | 32                          | 112        | 76       | 36     | 20,182       | 191                                 | 204        | 24       | 180     | 79,547       |
| Oswego         | 21                          | 94         | 71       | 23     | 11,246       | 236                                 | 250        | 22       | 228     | 115,951      |
| Otsego         | 1                           | 6          | 6        | 0      | 581          | 90                                  | 110        | 5        | 105     | 41,077       |
| Putnam         | 0                           | 0          | 0        | 0      | 0            | 61                                  | 65         | 3        | 62      | 48,930       |
| Rensselaer     | 103                         | 374        | 266      | 108    | 77,489       | 326                                 | 362        | 42       | 320     | 188,973      |
| Rockland       | 95                          | 595        | 454      | 141    | 49,399       | 456                                 | 495        | 45       | 450     | 230,811      |
| St.Lawrence    | 59                          | 221        | 151      | 70     | 28,781       | 307                                 | 335        | 20       | 315     | 107,610      |
| Saratoga       | 1                           | 2          | 1        | 1      | 285          | 134                                 | 144        | 14       | 130     | 77,939       |
| Schenectady    | 96                          | 403        | 298      | 105    | 64,814       | 437                                 | 473        | 41       | 432     | 260,804      |
| Schoharie      | 3                           | 11         | 7        | 4      | 5,291        | 64                                  | 66         | 1        | 65      | 26,216       |
| Schuyler       | 14                          | 43         | 27       | 16     | 6,298        | 71                                  | 75         | 8        | 67      | 30,200       |
| Seneca         | 6                           | 20         | 14       | 6      | 2,410        | 64                                  | 66         | 8        | 58      | 26,216       |
| Steuben        | 96                          | 302        | 213      | 89     | 39,848       | 424                                 | 445        | 17       | 428     | 176,463      |
| Suffolk        | 603                         | 2,276      | 1,641    | 635    | 745,542      | 3,695                               | 3,909      | 229      | 3,680   | 1,862,566    |
| Sullivan       | 32                          | 137        | 101      | 36     | 19,721       | 278                                 | 295        | 24       | 271     | 163,887      |
| Tioga          | 15                          | 54         | 39       | 15     | 8,276        | 136                                 | 143        | 7        | 136     | 56,679       |
| Tompkins       | 41                          | 152        | 107      | 45     | 21,121       | 384                                 | 398        | 9        | 389     | 201,006      |
| Ulster         | 59                          | 255        | 189      | 66     | 41,287       | 409                                 | 424        | 32       | 392     | 258,088      |
| Warren         | 2                           | 7          | 5        | 2      | 1,383        | 93                                  | 93         | 2        | 91      | 59,030       |
| Washington     | 5                           | 17         | 12       | 5      | 2,442        | 176                                 | 185        | 13       | 172     | 124,705      |
| Wayne          | 22                          | 74         | 57       | 17     | 9,705        | 265                                 | 274        | 20       | 254     | 97,725       |
| Westchester    | 1,127                       | 3,918      | 2,714    | 1,204  | 1,128,299    | 2,386                               | 2,523      | 105      | 2,418   | 1,719,750    |
| Wyoming        | 3                           | 5          | 4        | 1      | 811          | 85                                  | 86         | 4        | 82      | 33,493       |
| Yates          | 1                           | 3          | 2        | 1      | 393          | 45                                  | 47         | 6        | 41      | 19,062       |

\* Expenditures partially estimated.

Table 12  
**SAFETY NET ASSISTANCE-FNP-CASH TOTAL**  
Cases, Recipients, Children, Adults and Expenditures by Local District  
July 2006

| Local District | Safety Net Assistance-FNP-Cash Total |            |          |          |              |
|----------------|--------------------------------------|------------|----------|----------|--------------|
|                | Cases                                | Recipients | Children | Adults   | Expenditures |
| New York State | See Note                             | See Note   | See Note | See Note | See Note     |
| New York City  | See Note                             | See Note   | See Note | See Note | See Note     |
| Rest of State  | 22,683                               | 25,963     | 3,377    | 22,586   | \$10,183,939 |
| Albany         | 644                                  | 696        | 51       | 645      | 419,876      |
| Allegany       | 136                                  | 149        | 8        | 141      | 43,437       |
| Broome         | 683                                  | 782        | 89       | 693      | 274,911      |
| Cattaraugus    | 191                                  | 223        | 26       | 197      | 71,075       |
| Cayuga         | 134                                  | 147        | 13       | 134      | 62,757       |
| Chautauqua     | 462                                  | 512        | 53       | 459      | 156,304      |
| Chemung        | 361                                  | 393        | 26       | 367      | 129,270      |
| Chenango       | 67                                   | 73         | 15       | 58       | 31,176       |
| Clinton        | 267                                  | 296        | 27       | 269      | 108,474      |
| Columbia       | 109                                  | 122        | 12       | 110      | 47,576       |
| Cortland       | 112                                  | 126        | 7        | 119      | 56,815       |
| Delaware       | 80                                   | 100        | 5        | 95       | 33,619       |
| Dutchess       | 301                                  | 348        | 61       | 287      | 179,496      |
| Erie           | 2,600                                | 3,362      | 768      | 2,594    | 1,004,418    |
| Essex          | 69                                   | 87         | 15       | 72       | 14,094       |
| Franklin       | 99                                   | 104        | 2        | 102      | 35,829       |
| Fulton         | 99                                   | 106        | 12       | 94       | 35,860       |
| Genesee        | 86                                   | 94         | 12       | 82       | 30,539       |
| Greene         | 106                                  | 118        | 8        | 110      | 36,332       |
| Hamilton       | 5                                    | 6          | 0        | 6        | 2,324        |
| Herkimer       | 84                                   | 90         | 10       | 80       | 35,259       |
| Jefferson      | 206                                  | 223        | 19       | 204      | 108,413      |
| Lewis          | 35                                   | 38         | 7        | 31       | 12,506       |
| Livingston     | 159                                  | 191        | 20       | 171      | 70,276       |
| Madison        | 49                                   | 53         | 5        | 48       | 16,214       |
| Monroe         | 3,390                                | 3,984      | 700      | 3,284    | 1,455,441    |
| Montgomery     | 92                                   | 94         | 0        | 94       | 33,573       |
| Nassau         | 1,387                                | 1,482      | 79       | 1,403    | 679,732      |
| Niagara        | 610                                  | 668        | 58       | 610      | 210,617      |
| Oneida         | 605                                  | 766        | 158      | 608      | 224,479      |
| Onondaga       | 1,449                                | 1,730      | 291      | 1,439    | 544,285      |
| Ontario        | 214                                  | 227        | 19       | 208      | 81,841       |
| Orange         | 427                                  | 503        | 65       | 438      | 216,482      |
| Orleans        | 150                                  | 165        | 25       | 140      | 64,110       |
| Oswego         | 173                                  | 191        | 23       | 168      | 75,550       |
| Otsego         | 74                                   | 94         | 3        | 91       | 26,978       |
| Putnam         | 33                                   | 35         | 0        | 35       | 31,601       |
| Rensselaer     | 235                                  | 249        | 23       | 226      | 118,308      |
| Rockland       | 259                                  | 281        | 30       | 251      | 117,002      |
| St. Lawrence   | 241                                  | 277        | 28       | 249      | 75,170       |
| Saratoga       | 94                                   | 105        | 15       | 90       | 47,198       |
| Schenectady    | 296                                  | 338        | 46       | 292      | 148,995      |
| Schoharie      | 53                                   | 55         | 1        | 54       | 17,637       |
| Schuyler       | 66                                   | 81         | 18       | 63       | 23,850       |
| Seneca         | 39                                   | 42         | 7        | 35       | 12,731       |
| Steuben        | 315                                  | 343        | 22       | 321      | 120,383      |
| Suffolk        | 2,822                                | 3,087      | 272      | 2,815    | 1,449,771    |
| Sullivan       | 190                                  | 217        | 34       | 183      | 83,607       |
| Tioga          | 108                                  | 113        | 6        | 107      | 39,161       |
| Tompkins       | 253                                  | 270        | 10       | 260      | 124,353      |
| Ulster         | 261                                  | 267        | 17       | 250      | 118,967      |
| Warren         | 65                                   | 65         | 2        | 63       | 30,813       |
| Washington     | 130                                  | 141        | 10       | 131      | 85,352       |
| Wayne          | 194                                  | 204        | 14       | 190      | 66,363       |
| Westchester    | 1,211                                | 1,344      | 121      | 1,223    | 805,530      |
| Wyoming        | 63                                   | 64         | 3        | 61       | 22,219       |
| Yates          | 40                                   | 42         | 6        | 36       | 14,990       |

Note: A breakout of Safety Net Assistance-FNP-Cash and Safety Net Assistance-FNP-Non-Cash data is not available for New York City.

Table 13  
**SAFETY NET ASSISTANCE-FNP-CASH BY CASE CATEGORY**  
(Maintenance of Effort (MOE) vs. Non-Maintenance of Effort (Non-MOE))  
Cases, Recipients, Children, Adults and Expenditures by Local District  
July 2006

| Local District | Maintenance of Effort (MOE) |            |          |          |              | Non-Maintenance of Effort (Non-MOE) |            |          |          |              |
|----------------|-----------------------------|------------|----------|----------|--------------|-------------------------------------|------------|----------|----------|--------------|
|                | Cases                       | Recipients | Children | Adults   | Expenditures | Cases                               | Recipients | Children | Adults   | Expenditures |
| New York State | See Note                    | See Note   | See Note | See Note | See Note     | See Note                            | See Note   | See Note | See Note | See Note     |
| New York City  | See Note                    | See Note   | See Note | See Note | See Note     | See Note                            | See Note   | See Note | See Note | See Note     |
| Rest of State  | 818                         | 2,798      | 1,908    | 890      | \$484,844    | 21,865                              | 23,165     | 1,469    | 21,696   | \$9,699,095  |
| Albany         | 13                          | 40         | 27       | 13       | 5,491        | 631                                 | 656        | 24       | 632      | 414,385      |
| Allegany       | 3                           | 10         | 6        | 4        | 968          | 133                                 | 139        | 2        | 137      | 42,469       |
| Broome         | 17                          | 51         | 28       | 23       | 7,239        | 666                                 | 731        | 61       | 670      | 267,672      |
| Cattaraugus    | 7                           | 25         | 17       | 8        | 3,262        | 184                                 | 198        | 9        | 189      | 67,813       |
| Cayuga         | 4                           | 12         | 7        | 5        | 3,618        | 130                                 | 135        | 6        | 129      | 59,139       |
| Chautauqua     | 14                          | 42         | 27       | 15       | 6,766        | 448                                 | 470        | 26       | 444      | 149,538      |
| Chemung        | 5                           | 19         | 13       | 6        | 2,440        | 356                                 | 374        | 13       | 361      | 126,830      |
| Chenango       | 0                           | 0          | 0        | 0        | 0            | 67                                  | 73         | 15       | 58       | 31,176       |
| Clinton        | 5                           | 19         | 13       | 6        | 2,973        | 262                                 | 277        | 14       | 263      | 105,501      |
| Columbia       | 2                           | 7          | 5        | 2        | 803          | 107                                 | 115        | 7        | 108      | 46,773       |
| Cortland       | 1                           | 3          | 2        | 1        | 30           | 111                                 | 123        | 5        | 118      | 56,785       |
| Delaware       | 1                           | 4          | 3        | 1        | 634          | 79                                  | 96         | 2        | 94       | 32,985       |
| Dutchess       | 14                          | 40         | 26       | 14       | 7,710        | 287                                 | 308        | 35       | 273      | 171,786      |
| Erie           | 236                         | 822        | 572      | 250      | 116,416      | 2,364                               | 2,540      | 196      | 2,344    | 888,002      |
| Essex          | 3                           | 13         | 10       | 3        | 621          | 66                                  | 74         | 5        | 69       | 13,473       |
| Franklin       | 0                           | 0          | 0        | 0        | 0            | 99                                  | 104        | 2        | 102      | 35,829       |
| Fulton         | 1                           | 4          | 3        | 1        | 30           | 98                                  | 102        | 9        | 93       | 35,830       |
| Genesee        | 1                           | 3          | 2        | 1        | 519          | 85                                  | 91         | 10       | 81       | 30,020       |
| Greene         | 1                           | 6          | 4        | 2        | 379          | 105                                 | 112        | 4        | 108      | 35,953       |
| Hamilton       | 0                           | 0          | 0        | 0        | 0            | 5                                   | 6          | 0        | 6        | 2,324        |
| Herkimer       | 0                           | 0          | 0        | 0        | 0            | 84                                  | 90         | 10       | 80       | 35,259       |
| Jefferson      | 4                           | 11         | 7        | 4        | 1,284        | 202                                 | 212        | 12       | 200      | 107,129      |
| Lewis          | 0                           | 0          | 0        | 0        | 0            | 35                                  | 38         | 7        | 31       | 12,506       |
| Livingston     | 6                           | 22         | 14       | 8        | 3,929        | 153                                 | 169        | 6        | 163      | 66,347       |
| Madison        | 1                           | 3          | 2        | 1        | 31           | 48                                  | 50         | 3        | 47       | 16,183       |
| Monroe         | 184                         | 650        | 447      | 203      | 111,646      | 3,206                               | 3,334      | 253      | 3,081    | 1,343,795    |
| Montgomery     | 0                           | 0          | 0        | 0        | 0            | 92                                  | 94         | 0        | 94       | 33,573       |
| Nassau         | 19                          | 51         | 33       | 18       | 17,293       | 1,368                               | 1,431      | 46       | 1,385    | 662,439      |
| Niagara        | 11                          | 37         | 23       | 14       | 5,829        | 599                                 | 631        | 35       | 596      | 204,788      |
| Oneida         | 38                          | 138        | 99       | 39       | 15,273       | 567                                 | 628        | 59       | 569      | 209,206      |
| Onondaga       | 75                          | 278        | 197      | 81       | 41,959       | 1,374                               | 1,452      | 94       | 1,358    | 502,326      |
| Ontario        | 1                           | 1          | 0        | 1        | 55           | 213                                 | 226        | 19       | 207      | 81,786       |
| Orange         | 18                          | 66         | 47       | 19       | 12,470       | 409                                 | 437        | 18       | 419      | 204,012      |
| Orleans        | 2                           | 6          | 4        | 2        | 1,363        | 148                                 | 159        | 21       | 138      | 62,747       |
| Oswego         | 1                           | 6          | 5        | 1        | 24           | 172                                 | 185        | 18       | 167      | 75,526       |
| Otsego         | 0                           | 0          | 0        | 0        | 0            | 74                                  | 94         | 3        | 91       | 26,978       |
| Putnam         | 0                           | 0          | 0        | 0        | 0            | 33                                  | 35         | 0        | 35       | 31,601       |
| Rensselaer     | 2                           | 3          | 1        | 2        | 8,711        | 233                                 | 246        | 22       | 224      | 109,597      |
| Rockland       | 1                           | 3          | 2        | 1        | 647          | 258                                 | 278        | 28       | 250      | 116,355      |
| St.Lawrence    | 7                           | 24         | 15       | 9        | 2,145        | 234                                 | 253        | 13       | 240      | 73,025       |
| Saratoga       | 1                           | 2          | 1        | 1        | 285          | 93                                  | 103        | 14       | 89       | 46,913       |
| Schenectady    | 2                           | 8          | 6        | 2        | 1,458        | 294                                 | 330        | 40       | 290      | 147,537      |
| Schoharie      | 0                           | 0          | 0        | 0        | 0            | 53                                  | 55         | 1        | 54       | 17,637       |
| Schuyler       | 6                           | 17         | 10       | 7        | 2,287        | 60                                  | 64         | 8        | 56       | 21,563       |
| Seneca         | 1                           | 2          | 1        | 1        | 455          | 38                                  | 40         | 6        | 34       | 12,276       |
| Steuben        | 11                          | 29         | 16       | 13       | 3,848        | 304                                 | 314        | 6        | 308      | 116,535      |
| Suffolk        | 45                          | 163        | 112      | 51       | 61,127       | 2,777                               | 2,924      | 160      | 2,764    | 1,388,644    |
| Sullivan       | 6                           | 23         | 16       | 7        | 3,087        | 184                                 | 194        | 18       | 176      | 80,520       |
| Tioga          | 0                           | 0          | 0        | 0        | 0            | 108                                 | 113        | 6        | 107      | 39,161       |
| Tompkins       | 2                           | 7          | 4        | 3        | 483          | 251                                 | 263        | 6        | 257      | 123,870      |
| Ulster         | 1                           | 2          | 1        | 1        | 523          | 260                                 | 265        | 16       | 249      | 118,444      |
| Warren         | 0                           | 0          | 0        | 0        | 0            | 65                                  | 65         | 2        | 63       | 30,813       |
| Washington     | 2                           | 5          | 3        | 2        | 1,216        | 128                                 | 136        | 7        | 129      | 84,136       |
| Wayne          | 4                           | 11         | 7        | 4        | 1,230        | 190                                 | 193        | 7        | 186      | 65,133       |
| Westchester    | 39                          | 110        | 70       | 40       | 26,287       | 1,172                               | 1,234      | 51       | 1,183    | 779,243      |
| Wyoming        | 0                           | 0          | 0        | 0        | 0            | 63                                  | 64         | 3        | 61       | 22,219       |
| Yates          | 0                           | 0          | 0        | 0        | 0            | 40                                  | 42         | 6        | 36       | 14,990       |

Note: Data from New York City does not allow the separation of Safety Net-FNP-Cash and Safety Net-FNP-Non-Cash data.



Table 14  
**SAFETY NET ASSISTANCE-FNP-NON-CASH TOTAL**  
Cases, Recipients, Children, Adults and Expenditures by Local District  
July 2006

| Local District | Safety Net Assistance-FNP-Non-Cash Total |            |          |          |              |
|----------------|--|------------|----------|----------|--------------|
|                | Cases                                    | Recipients | Children | Adults   | Expenditures |
| New York State | See Note                                 | See Note   | See Note | See Note | See Note     |
| New York City  | See Note                                 | See Note   | See Note | See Note | See Note     |
| Rest of State  | 20,037                                   | 42,676     | 22,329   | 20,347   | \$11,936,777 |
| Albany         | 587                                      | 1,303      | 710      | 593      | 414,031      |
| Allegany       | 60                                       | 137        | 74       | 63       | 22,664       |
| Broome         | 534                                      | 1,168      | 615      | 553      | 290,603      |
| Cattaraugus    | 103                                      | 186        | 84       | 102      | 44,250       |
| Cayuga         | 58                                       | 96         | 36       | 60       | 37,777       |
| Chautauqua     | 369                                      | 847        | 485      | 362      | 170,094      |
| Chemung        | 293                                      | 610        | 306      | 304      | 129,338      |
| Chenango       | 18                                       | 28         | 10       | 18       | 6,771        |
| Clinton        | 90                                       | 151        | 60       | 91       | 50,005       |
| Columbia       | 46                                       | 72         | 29       | 43       | 47,148       |
| Cortland       | 79                                       | 174        | 84       | 90       | 50,513       |
| Delaware       | 15                                       | 17         | 2        | 15       | 9,796        |
| Dutchess       | 264                                      | 416        | 163      | 253      | 189,933      |
| Erie           | 3,588                                    | 7,039      | 3,419    | 3,620    | 1,531,094    |
| Essex          | 17                                       | 34         | 16       | 18       | 6,586        |
| Franklin       | 65                                       | 129        | 59       | 70       | 36,159       |
| Fulton         | 38                                       | 46         | 7        | 39       | 17,886       |
| Genesee        | 71                                       | 112        | 41       | 71       | 42,944       |
| Greene         | 57                                       | 102        | 43       | 59       | 29,318       |
| Hamilton       | 0  | 0          | 0        | 0        | 0            |
| Herkimer       | 45                                       | 79         | 37       | 42       | 28,353       |
| Jefferson      | 96                                       | 142        | 43       | 99       | 51,540       |
| Lewis          | 18                                       | 20         | 4        | 16       | 6,944        |
| Livingston     | 101                                      | 166        | 63       | 103      | 54,930       |
| Madison        | 22                                       | 29         | 7        | 22       | 19,361       |
| Monroe         | 4,325                                    | 9,370      | 4,968    | 4,402    | 2,179,578    |
| Montgomery     | 49                                       | 85         | 34       | 51       | 33,660       |
| Nassau         | 959                                      | 2,033      | 1,083    | 950      | 637,217      |
| Niagara        | 507                                      | 1,132      | 612      | 520      | 218,675      |
| Oneida         | 362                                      | 924        | 567      | 357      | 205,374      |
| Onondaga       | 740                                      | 2,090      | 1,388    | 702      | 374,870      |
| Ontario        | 120                                      | 208        | 90       | 118      | 72,762       |
| Orange         | 456                                      | 1,253      | 770      | 483      | 354,910      |
| Orleans        | 73                                       | 151        | 75       | 76       | 35,619       |
| Oswego         | 84                                       | 153        | 70       | 83       | 51,647       |
| Otsego         | 17                                       | 22         | 8        | 14       | 14,680       |
| Putnam         | 28                                       | 30         | 3        | 27       | 17,329       |
| Rensselaer     | 194                                      | 487        | 285      | 202      | 148,154      |
| Rockland       | 292                                      | 809        | 469      | 340      | 163,208      |
| St.Lawrence    | 125                                      | 279        | 143      | 136      | 61,221       |
| Saratoga       | 41                                       | 41         | 0        | 41       | 31,026       |
| Schenectady    | 237                                      | 538        | 293      | 245      | 176,623      |
| Schoharie      | 14                                       | 22         | 7        | 15       | 13,870       |
| Schuyler       | 19                                       | 37         | 17       | 20       | 12,648       |
| Seneca         | 31                                       | 44         | 15       | 29       | 15,895       |
| Steuben        | 205                                      | 404        | 208      | 196      | 95,928       |
| Suffolk        | 1,476                                    | 3,098      | 1,598    | 1,500    | 1,158,337    |
| Sullivan       | 120                                      | 215        | 91       | 124      | 100,001      |
| Tioga          | 43                                       | 84         | 40       | 44       | 25,794       |
| Tompkins       | 172                                      | 280        | 106      | 174      | 97,774       |
| Ulster         | 207                                      | 412        | 204      | 208      | 180,408      |
| Warren         | 30                                       | 35         | 5        | 30       | 29,600       |
| Washington     | 51                                       | 61         | 15       | 46       | 41,795       |
| Wayne          | 93                                       | 144        | 63       | 81       | 41,067       |
| Westchester    | 2,302                                    | 5,097      | 2,698    | 2,399    | 2,042,519    |
| Wyoming        | 25                                       | 27         | 5        | 22       | 12,085       |
| Yates          | 6  | 8          | 2        | 6        | 4,465        |

Note: A breakout of Safety Net Assistance-FNP-Cash and Safety Net Assistance-FNP-Non-Cash data is not available for New York City.

Table 15  
**SAFETY NET ASSISTANCE-FNP-NON-CASH BY CASE CATEGORY**  
(Maintenance of Effort (MOE) vs. Non-Maintenance of Effort (Non-MOE))  
Cases, Recipients, Children, Adults and Expenditures by Local District  
July 2006

| Local District | Maintenance of Effort (MOE) |            |          |          |              | Non-Maintenance of Effort (Non-MOE) |            |          |          |              |
|----------------|-----------------------------|------------|----------|----------|--------------|-------------------------------------|------------|----------|----------|--------------|
|                | Cases                       | Recipients | Children | Adults   | Expenditures | Cases                               | Recipients | Children | Adults   | Expenditures |
| New York State | See Note                    | See Note   | See Note | See Note | See Note     | See Note                            | See Note   | See Note | See Note | See Note     |
| New York City  | See Note                    | See Note   | See Note | See Note | See Note     | See Note                            | See Note   | See Note | See Note | See Note     |
| Rest of State  | 7,924                       | 29,855     | 21,491   | 8,364    | \$5,427,522  | 12,113                              | 12,821     | 838      | 11,983   | \$6,509,255  |
| Albany         | 247                         | 956        | 704      | 252      | 163,405      | 340                                 | 347        | 6        | 341      | 250,626      |
| Allegany       | 28                          | 105        | 72       | 33       | 11,055       | 32                                  | 32         | 2        | 30       | 11,609       |
| Broome         | 225                         | 829        | 588      | 241      | 134,514      | 309                                 | 339        | 27       | 312      | 156,089      |
| Cattaraugus    | 24                          | 103        | 75       | 28       | 14,398       | 79                                  | 83         | 9        | 74       | 29,852       |
| Cayuga         | 11                          | 48         | 36       | 12       | 5,566        | 47                                  | 48         | 0        | 48       | 32,211       |
| Chautauqua     | 188                         | 662        | 483      | 179      | 91,928       | 181                                 | 185        | 2        | 183      | 78,166       |
| Chemung        | 100                         | 391        | 282      | 109      | 50,392       | 193                                 | 219        | 24       | 195      | 78,946       |
| Chenango       | 5                           | 15         | 10       | 5        | 1,533        | 13                                  | 13         | 0        | 13       | 5,238        |
| Clinton        | 20                          | 68         | 46       | 22       | 11,088       | 70                                  | 83         | 14       | 69       | 38,917       |
| Columbia       | 8                           | 34         | 26       | 8        | 4,538        | 38                                  | 38         | 3        | 35       | 42,610       |
| Cortland       | 29                          | 123        | 83       | 40       | 17,048       | 50                                  | 51         | 1        | 50       | 33,465       |
| Delaware       | 1                           | 3          | 2        | 1        | 800          | 14                                  | 14         | 0        | 14       | 8,996        |
| Dutchess       | 50                          | 196        | 144      | 52       | 45,965       | 214                                 | 220        | 19       | 201      | 143,968      |
| Erie           | 1,268                       | 4,630      | 3,313    | 1,317    | 612,671      | 2,320                               | 2,409      | 106      | 2,303    | 918,423      |
| Essex          | 7                           | 24         | 16       | 8        | 2,248        | 10                                  | 10         | 0        | 10       | 4,338        |
| Franklin       | 22                          | 80         | 53       | 27       | 13,229       | 43                                  | 49         | 6        | 43       | 22,930       |
| Fulton         | 2                           | 10         | 7        | 3        | 264          | 36                                  | 36         | 0        | 36       | 17,622       |
| Genesee        | 15                          | 52         | 37       | 15       | 5,812        | 56                                  | 60         | 4        | 56       | 37,132       |
| Greene         | 20                          | 61         | 40       | 21       | 9,646        | 37                                  | 41         | 3        | 38       | 19,672       |
| Hamilton       | 0                           | 0          | 0        | 0        | 0            | 0                                   | 0          | 0        | 0        | 0            |
| Herkimer       | 12                          | 42         | 30       | 12       | 5,689        | 33                                  | 37         | 7        | 30       | 22,664       |
| Jefferson      | 15                          | 58         | 41       | 17       | 7,157        | 81                                  | 84         | 2        | 82       | 44,383       |
| Lewis          | 1                           | 2          | 1        | 1        | 374          | 17                                  | 18         | 3        | 15       | 6,570        |
| Livingston     | 26                          | 89         | 61       | 28       | 10,696       | 75                                  | 77         | 2        | 75       | 44,234       |
| Madison        | 2                           | 9          | 7        | 2        | 1,801        | 20                                  | 20         | 0        | 20       | 17,560       |
| Monroe         | 1,795                       | 6,713      | 4,842    | 1,871    | 1,088,636    | 2,530                               | 2,657      | 126      | 2,531    | 1,090,942    |
| Montgomery     | 10                          | 46         | 34       | 12       | 7,649        | 39                                  | 39         | 0        | 39       | 26,011       |
| Nassau         | 441                         | 1,486      | 1,041    | 445      | 329,433      | 518                                 | 547        | 42       | 505      | 307,784      |
| Niagara        | 214                         | 822        | 584      | 238      | 101,256      | 293                                 | 310        | 28       | 282      | 117,419      |
| Oneida         | 173                         | 707        | 531      | 176      | 84,657       | 189                                 | 217        | 36       | 181      | 120,717      |
| Onondaga       | 421                         | 1,726      | 1,292    | 434      | 232,992      | 319                                 | 364        | 96       | 268      | 141,878      |
| Ontario        | 30                          | 117        | 86       | 31       | 15,277       | 90                                  | 91         | 4        | 87       | 57,485       |
| Orange         | 210                         | 988        | 743      | 245      | 175,377      | 246                                 | 265        | 27       | 238      | 179,533      |
| Orleans        | 30                          | 106        | 72       | 34       | 18,819       | 43                                  | 45         | 3        | 42       | 16,800       |
| Oswego         | 20                          | 88         | 66       | 22       | 11,222       | 64                                  | 65         | 4        | 61       | 40,425       |
| Otsego         | 1                           | 6          | 6        | 0        | 581          | 16                                  | 16         | 2        | 14       | 14,099       |
| Putnam         | 0                           | 0          | 0        | 0        | 0            | 28                                  | 30         | 3        | 27       | 17,329       |
| Rensselaer     | 101                         | 371        | 265      | 106      | 68,778       | 93                                  | 116        | 20       | 96       | 79,376       |
| Rockland       | 94                          | 592        | 452      | 140      | 48,752       | 198                                 | 217        | 17       | 200      | 114,456      |
| St.Lawrence    | 52                          | 197        | 136      | 61       | 26,636       | 73                                  | 82         | 7        | 75       | 34,585       |
| Saratoga       | 0                           | 0          | 0        | 0        | 0            | 41                                  | 41         | 0        | 41       | 31,026       |
| Schenectady    | 94                          | 395        | 292      | 103      | 63,356       | 143                                 | 143        | 1        | 142      | 113,267      |
| Schoharie      | 3                           | 11         | 7        | 4        | 5,291        | 11                                  | 11         | 0        | 11       | 8,579        |
| Schuyler       | 8                           | 26         | 17       | 9        | 4,011        | 11                                  | 11         | 0        | 11       | 8,637        |
| Seneca         | 5                           | 18         | 13       | 5        | 1,955        | 26                                  | 26         | 2        | 24       | 13,940       |
| Steuben        | 85                          | 273        | 197      | 76       | 36,000       | 120                                 | 131        | 11       | 120      | 59,928       |
| Suffolk        | 558                         | 2,113      | 1,529    | 584      | 684,415      | 918                                 | 985        | 69       | 916      | 473,922      |
| Sullivan       | 26                          | 114        | 85       | 29       | 16,634       | 94                                  | 101        | 6        | 95       | 83,367       |
| Tioga          | 15                          | 54         | 39       | 15       | 8,276        | 28                                  | 30         | 1        | 29       | 17,518       |
| Tompkins       | 39                          | 145        | 103      | 42       | 20,638       | 133                                 | 135        | 3        | 132      | 77,136       |
| Ulster         | 58                          | 253        | 188      | 65       | 40,764       | 149                                 | 159        | 16       | 143      | 139,644      |
| Warren         | 2                           | 7          | 5        | 2        | 1,383        | 28                                  | 28         | 0        | 28       | 28,217       |
| Washington     | 3                           | 12         | 9        | 3        | 1,226        | 48                                  | 49         | 6        | 43       | 40,569       |
| Wayne          | 18                          | 63         | 50       | 13       | 8,475        | 75                                  | 81         | 13       | 68       | 32,592       |
| Westchester    | 1,088                       | 3,808      | 2,644    | 1,164    | 1,102,012    | 1,214                               | 1,289      | 54       | 1,235    | 940,507      |
| Wyoming        | 3                           | 5          | 4        | 1        | 811          | 22                                  | 22         | 1        | 21       | 11,274       |
| Yates          | 1                           | 3          | 2        | 1        | 393          | 5                                   | 5          | 0        | 5        | 4,072        |

Note: Data from New York City does not allow the separation of Safety Net-FNP-Cash and Safety Net-FNP-Non-Cash data.

Table 16  
**FOOD STAMPS**  
Households, Persons and Value of Food Stamps Benefits by Local District  
July 2006

| Local District | Total      |           |                      | Temporary Assistance |         |                      | Non-Temporary Assistance |         |                      |
|----------------|------------|-----------|----------------------|----------------------|---------|----------------------|--------------------------|---------|----------------------|
|                | Households | Persons   | Food Stamps Benefits | Households           | Persons | Food Stamps Benefits | Households               | Persons | Food Stamps Benefits |
| New York State | 938,129    | 1,784,595 | \$187,378,244        | 582,070              | 960,114 | \$104,956,680        | 356,059                  | 824,481 | \$82,421,564         |
| New York City  | 588,022    | 1,087,115 | 121,286,323          | 422,840              | 726,721 | 81,078,092           | 165,182                  | 360,394 | 40,208,231           |
| Rest of State  | 350,107    | 697,480   | 66,091,921           | 159,230              | 233,393 | 23,878,588           | 190,877                  | 464,087 | 42,213,333           |
| Albany         | 10,369     | 20,361    | 1,912,201            | 4,946                | 7,378   | 755,165              | 5,423                    | 12,983  | 1,157,036            |
| Allegany       | 2,245      | 4,514     | 398,243              | 1,029                | 1,514   | 153,718              | 1,216                    | 3,000   | 244,525              |
| Broome         | 10,020     | 20,031    | 2,072,761            | 4,435                | 6,763   | 768,712              | 5,585                    | 13,268  | 1,304,049            |
| Cattaraugus    | 3,663      | 7,176     | 620,367              | 1,483                | 1,952   | 189,264              | 2,180                    | 5,224   | 431,103              |
| Cayuga         | 3,064      | 6,483     | 592,311              | 1,010                | 1,353   | 136,736              | 2,054                    | 5,130   | 455,575              |
| Chautauqua     | 7,474      | 15,717    | 1,478,673            | 3,054                | 4,712   | 510,127              | 4,420                    | 11,005  | 968,546              |
| Chemung        | 4,985      | 10,321    | 974,112              | 2,278                | 3,586   | 375,105              | 2,707                    | 6,735   | 599,007              |
| Chenango       | 2,352      | 5,036     | 463,957              | 626                  | 744     | 70,091               | 1,726                    | 4,292   | 393,866              |
| Clinton        | 4,085      | 7,485     | 696,755              | 1,866                | 2,424   | 249,995              | 2,219                    | 5,061   | 446,760              |
| Columbia       | 1,742      | 2,950     | 257,642              | 805                  | 1,031   | 97,082               | 937                      | 1,919   | 160,560              |
| Cortland       | 2,194      | 4,459     | 405,309              | 917                  | 1,295   | 131,849              | 1,277                    | 3,164   | 273,460              |
| Delaware       | 1,802      | 3,381     | 316,896              | 665                  | 761     | 73,711               | 1,137                    | 2,620   | 243,185              |
| Dutchess       | 5,731      | 10,503    | 988,615              | 2,494                | 3,338   | 338,226              | 3,237                    | 7,165   | 650,389              |
| Erie           | 47,989     | 95,087    | 9,113,853            | 21,491               | 32,368  | 3,383,700            | 26,498                   | 62,719  | 5,730,153            |
| Essex          | 1,232      | 2,133     | 174,010              | 601                  | 765     | 62,525               | 631                      | 1,368   | 111,485              |
| Franklin       | 2,327      | 4,476     | 402,324              | 1,001                | 1,294   | 119,550              | 1,326                    | 3,182   | 282,774              |
| Fulton         | 2,773      | 5,508     | 501,016              | 1,010                | 1,183   | 113,379              | 1,763                    | 4,325   | 387,637              |
| Genesee        | 2,021      | 4,099     | 369,179              | 741                  | 1,026   | 104,835              | 1,280                    | 3,073   | 264,344              |
| Greene         | 1,709      | 3,222     | 292,450              | 786                  | 1,096   | 115,530              | 923                      | 2,126   | 176,920              |
| Hamilton       | 173        | 266       | 17,537               | 28                   | 46      | 4,111                | 145                      | 220     | 13,426               |
| Herkimer       | 2,974      | 6,086     | 556,164              | 895                  | 1,105   | 109,834              | 2,079                    | 4,981   | 446,330              |
| Jefferson      | 4,641      | 9,499     | 812,708              | 1,809                | 2,157   | 190,689              | 2,832                    | 7,342   | 622,019              |
| Lewis          | 1,037      | 2,134     | 182,913              | 363                  | 459     | 40,146               | 674                      | 1,675   | 142,767              |
| Livingston     | 2,132      | 4,166     | 389,268              | 779                  | 1,130   | 119,945              | 1,353                    | 3,036   | 269,323              |
| Madison        | 2,143      | 4,461     | 394,366              | 702                  | 822     | 74,664               | 1,441                    | 3,639   | 319,702              |
| Monroe         | 37,297     | 75,540    | 7,369,012            | 19,472               | 32,465  | 3,458,082            | 17,825                   | 43,075  | 3,910,930            |
| Montgomery     | 2,736      | 6,057     | 613,920              | 886                  | 1,166   | 119,155              | 1,850                    | 4,891   | 494,765              |
| Nassau         | 15,973     | 25,833    | 2,669,007            | 9,773                | 13,769  | 1,478,974            | 6,200                    | 12,064  | 1,190,033            |
| Niagara        | 9,489      | 18,410    | 1,751,507            | 4,234                | 6,265   | 645,791              | 5,255                    | 12,145  | 1,105,716            |
| Oneida         | 12,170     | 25,059    | 2,279,104            | 5,051                | 7,546   | 761,029              | 7,119                    | 17,513  | 1,518,075            |
| Onondaga       | 19,522     | 41,565    | 3,959,399            | 8,328                | 12,659  | 1,300,444            | 11,194                   | 28,906  | 2,658,955            |
| Ontario        | 3,131      | 5,880     | 533,544              | 1,279                | 1,798   | 190,705              | 1,852                    | 4,082   | 342,839              |
| Orange         | 9,245      | 22,464    | 2,194,861            | 3,671                | 5,671   | 588,008              | 5,574                    | 16,793  | 1,606,853            |
| Orleans        | 1,830      | 3,925     | 348,988              | 701                  | 1,042   | 110,739              | 1,129                    | 2,883   | 238,249              |
| Oswego         | 4,830      | 11,233    | 1,009,794            | 1,583                | 2,176   | 207,936              | 3,247                    | 9,057   | 801,858              |
| Otsego         | 1,754      | 3,381     | 305,959              | 610                  | 692     | 65,775               | 1,144                    | 2,689   | 240,184              |
| Putnam         | 727        | 965       | 80,090               | 411                  | 446     | 40,266               | 316                      | 519     | 39,824               |
| Rensselaer     | 5,456      | 11,227    | 1,076,157            | 2,401                | 3,912   | 412,182              | 3,055                    | 7,315   | 663,975              |
| Rockland       | 6,964      | 20,903    | 1,959,706            | 2,390                | 3,519   | 301,164              | 4,574                    | 17,384  | 1,658,542            |
| St.Lawrence    | 4,817      | 10,009    | 897,879              | 2,014                | 2,731   | 270,468              | 2,803                    | 7,278   | 627,411              |
| Saratoga       | 4,203      | 7,658     | 694,325              | 1,316                | 1,398   | 135,823              | 2,887                    | 6,260   | 558,502              |
| Schenectady    | 6,330      | 13,166    | 1,260,506            | 2,781                | 3,989   | 410,816              | 3,549                    | 9,177   | 849,690              |
| Schoharie      | 1,034      | 1,885     | 170,232              | 372                  | 432     | 43,708               | 662                      | 1,453   | 126,524              |
| Schuyler       | 717        | 1,468     | 128,295              | 294                  | 425     | 41,590               | 423                      | 1,043   | 86,705               |
| Seneca         | 1,060      | 2,030     | 176,418              | 361                  | 446     | 39,565               | 699                      | 1,584   | 136,853              |
| Steuben        | 3,938      | 8,255     | 739,054              | 1,785                | 2,730   | 273,742              | 2,153                    | 5,525   | 465,312              |
| Suffolk        | 22,342     | 37,810    | 3,636,385            | 12,970               | 18,010  | 1,745,943            | 9,372                    | 19,800  | 1,890,442            |
| Sullivan       | 3,305      | 6,444     | 559,931              | 1,594                | 2,244   | 203,374              | 1,711                    | 4,200   | 356,557              |
| Tioga          | 2,008      | 4,521     | 468,803              | 635                  | 924     | 102,580              | 1,373                    | 3,597   | 366,223              |
| Tompkins       | 2,813      | 5,323     | 495,637              | 1,359                | 1,907   | 188,600              | 1,454                    | 3,416   | 307,037              |
| Ulster         | 5,107      | 9,193     | 832,520              | 2,552                | 3,444   | 331,252              | 2,555                    | 5,749   | 501,268              |
| Warren         | 2,123      | 3,879     | 341,589              | 872                  | 962     | 89,434               | 1,251                    | 2,917   | 252,155              |
| Washington     | 2,095      | 4,101     | 362,874              | 834                  | 1,058   | 107,629              | 1,261                    | 3,043   | 255,245              |
| Wayne          | 3,291      | 6,131     | 556,776              | 1,308                | 1,638   | 171,132              | 1,983                    | 4,493   | 385,644              |
| Westchester    | 20,876     | 39,566    | 3,876,452            | 10,881               | 16,699  | 1,658,989            | 9,995                    | 22,867  | 2,217,463            |
| Wyoming        | 1,016      | 1,986     | 173,868              | 399                  | 553     | 56,083               | 617                      | 1,433   | 117,785              |
| Yates          | 1,031      | 2,059     | 185,699              | 299                  | 375     | 38,921               | 732                      | 1,684   | 146,778              |

Note: Food Stamps households containing only SSI recipients are counted as TA in accordance with Federal reporting requirements.

Table 17  
**SUPPLEMENTAL SECURITY INCOME**  
 Recipients, Total Program Expenditures, Federal and State Shares, by Local District  
 July 2006

| Local District  | Expenditures |               |               |              |
|-----------------|--------------|---------------|---------------|--------------|
|                 | Recipients   | Total         | Federal       | State        |
| New York State* | 642,147      | \$319,569,072 | \$270,676,105 | \$48,892,967 |
| New York City   | 404,435      | 207,511,781   | 178,963,099   | 28,548,682   |
| Rest of State   | 229,217      | 108,771,633   | 89,540,661    | 19,230,972   |
| Albany          | 6,501        | 3,032,720     | 2,483,412     | 549,308      |
| Allegany        | 1,449        | 674,679       | 553,650       | 121,029      |
| Broome          | 5,686        | 2,786,767     | 2,360,852     | 425,915      |
| Cattaraugus     | 2,350        | 1,113,623     | 926,118       | 187,505      |
| Cayuga          | 1,795        | 834,956       | 676,733       | 158,223      |
| Chautauqua      | 4,135        | 2,041,475     | 1,709,276     | 332,199      |
| Chemung         | 3,023        | 1,450,471     | 1,216,554     | 233,917      |
| Chenango        | 1,461        | 660,885       | 565,403       | 95,482       |
| Clinton         | 2,685        | 1,214,458     | 1,015,701     | 198,757      |
| Columbia        | 1,495        | 672,022       | 526,831       | 145,191      |
| Cortland        | 1,217        | 540,706       | 447,650       | 93,056       |
| Delaware        | 1,209        | 501,323       | 406,271       | 95,052       |
| Dutchess        | 4,607        | 2,155,867     | 1,653,759     | 502,108      |
| Erie            | 26,127       | 12,937,011    | 10,845,248    | 2,091,763    |
| Essex           | 953          | 432,951       | 326,080       | 106,871      |
| Franklin        | 1,638        | 737,853       | 600,012       | 137,841      |
| Fulton          | 1,759        | 838,664       | 673,992       | 164,672      |
| Genesee         | 1,017        | 448,499       | 357,974       | 90,525       |
| Greene          | 1,191        | 551,296       | 457,547       | 93,749       |
| Hamilton        | 69           | 27,083        | 22,889        | 4,194        |
| Herkimer        | 1,572        | 701,009       | 575,692       | 125,317      |
| Jefferson       | 2,918        | 1,329,050     | 1,111,871     | 217,179      |
| Lewis           | 639          | 282,012       | 232,621       | 49,391       |
| Livingston      | 1,001        | 475,271       | 403,900       | 71,371       |
| Madison         | 1,279        | 556,486       | 449,628       | 106,858      |
| Monroe          | 19,748       | 10,056,695    | 8,474,508     | 1,582,187    |
| Montgomery      | 1,492        | 679,430       | 548,465       | 130,965      |
| Nassau          | 16,884       | 7,777,765     | 6,283,470     | 1,494,295    |
| Niagara         | 5,130        | 2,441,389     | 2,021,855     | 419,534      |
| Oneida          | 7,403        | 3,543,598     | 3,003,472     | 540,126      |
| Onondaga        | 12,538       | 6,253,003     | 5,342,828     | 910,175      |
| Ontario         | 1,609        | 715,951       | 590,591       | 125,360      |
| Orange          | 5,962        | 2,815,415     | 2,323,095     | 492,320      |
| Orleans         | 948          | 429,527       | 354,728       | 74,799       |
| Oswego          | 3,120        | 1,478,830     | 1,275,245     | 203,585      |
| Otsego          | 1,363        | 592,341       | 462,252       | 130,089      |
| Putnam          | 774          | 347,785       | 252,539       | 95,246       |
| Rensselaer      | 3,300        | 1,544,213     | 1,261,240     | 282,973      |
| Rockland        | 4,415        | 2,093,613     | 1,560,209     | 533,404      |
| St.Lawrence     | 3,774        | 1,785,776     | 1,513,894     | 271,882      |
| Saratoga        | 2,549        | 1,105,593     | 898,745       | 206,848      |
| Schenectady     | 4,368        | 2,062,257     | 1,716,160     | 346,097      |
| Schoharie       | 695          | 303,645       | 230,117       | 73,528       |
| Schuyler        | 414          | 195,008       | 160,321       | 34,687       |
| Seneca          | 660          | 301,025       | 249,407       | 51,618       |
| Steuben         | 2,990        | 1,411,028     | 1,200,539     | 210,489      |
| Suffolk         | 20,323       | 9,468,244     | 7,505,267     | 1,962,977    |
| Sullivan        | 2,468        | 1,157,874     | 877,347       | 280,527      |
| Tioga           | 1,065        | 488,719       | 413,562       | 75,157       |
| Tompkins        | 1,621        | 746,111       | 599,333       | 146,778      |
| Ulster          | 4,013        | 1,876,022     | 1,518,520     | 357,502      |
| Warren          | 1,508        | 642,174       | 531,182       | 110,992      |
| Washington      | 1,472        | 625,128       | 509,424       | 115,704      |
| Wayne           | 1,911        | 863,191       | 722,575       | 140,616      |
| Westchester     | 15,822       | 7,463,759     | 6,125,258     | 1,338,501    |
| Wyoming         | 616          | 297,988       | 245,569       | 52,419       |
| Yates           | 486          | 211,399       | 169,280       | 42,119       |
| Mental Hygiene  | 8,495        | 3,285,658     | 2,172,345     | 1,113,313    |

\* Only NYS includes Mental Hygiene

Table 18  
 SUPPLEMENTAL SECURITY INCOME  
 SSI Recipients by Living Arrangement and Location  
 July 2006

| Living Arrangement             | New York<br>State | New York<br>City | Rest of<br>State | Mental<br>Hygiene |
|--------------------------------|-------------------|------------------|------------------|-------------------|
| Living Alone                   | 331,602           | 226,097          | 105,409          | 96                |
| Living With Others             | 223,941           | 137,534          | 86,286           | 121               |
| Living in Household of Another | 24,496            | 15,383           | 9,111            | 2                 |
| Congregate Care Level I        | 4,390             | 471              | 422              | 3,497             |
| Congregate Care Level II       | 25,691            | 8,582            | 16,132           | 977               |
| Congregate Care Level III      | 12,145            | 6,131            | 6,013            | 1                 |
| Title XIX Institution          | 19,882            | 10,237           | 5,844            | 3,801             |
| Total                          | 642,147           | 404,435          | 229,217          | 8,495             |

Table 19  
 SUPPLEMENTAL SECURITY INCOME  
 SSI Recipients by Living Arrangement and Category of Assistance  
 July 2006

| Living Arrangement             | Total   | Category of Assistance |       |          |
|--------------------------------|---------|------------------------|-------|----------|
|                                |         | Aged                   | Blind | Disabled |
| Living Alone                   | 331,602 | 101,641                | 1,537 | 228,424  |
| Living With Others             | 223,941 | 18,376                 | 1,038 | 204,527  |
| Living in Household of Another | 24,496  | 9,202                  | 142   | 15,152   |
| Congregate Care Level I        | 4,390   | 157                    | 22    | 4,211    |
| Congregate Care Level II       | 25,691  | 610                    | 151   | 24,930   |
| Congregate Care Level III      | 12,145  | 3,498                  | 44    | 8,603    |
| Title XIX Institution          | 19,882  | 2,846                  | 120   | 16,916   |
| Total                          | 642,147 | 136,330                | 3,054 | 502,763  |

Table 20  
CHILD SUPPORT COLLECTIONS (IV-D)  
July 2006

| Local District | Total         | Current Assistance | Former Assistance | Never Assistance |
|----------------|---------------|--------------------|-------------------|------------------|
| New York State | \$114,520,176 | \$5,466,594        | \$34,074,217      | \$74,979,365     |
| New York City  | 42,776,798    | 2,862,611          | 14,450,721        | 25,463,466       |
| Rest of State  | 71,743,378    | 2,603,983          | 19,623,496        | 49,515,899       |
| Albany         | 1,998,263     | 59,533             | 456,660           | 1,482,070        |
| Allegany       | 462,652       | 31,939             | 214,152           | 216,561          |
| Broome         | 1,263,112     | 68,613             | 401,181           | 793,318          |
| Cattaraugus    | 758,837       | 36,086             | 299,502           | 423,249          |
| Cayuga         | 677,355       | 21,452             | 184,904           | 470,999          |
| Chautauqua     | 1,105,402     | 59,991             | 536,419           | 508,992          |
| Chemung        | 711,246       | 42,332             | 229,094           | 439,820          |
| Chenango       | 414,219       | 9,406              | 117,440           | 287,373          |
| Clinton        | 651,657       | 30,021             | 206,653           | 414,983          |
| Columbia       | 439,685       | 13,169             | 121,630           | 304,886          |
| Cortland       | 374,743       | 15,291             | 116,547           | 242,905          |
| Delaware       | 335,050       | 8,985              | 99,317            | 226,748          |
| Dutchess       | 2,251,426     | 59,414             | 403,452           | 1,788,560        |
| Erie           | 4,957,268     | 244,611            | 2,163,863         | 2,548,794        |
| Essex          | 302,502       | 10,250             | 121,335           | 170,917          |
| Franklin       | 424,421       | 13,202             | 136,126           | 275,093          |
| Fulton         | 463,325       | 8,780              | 139,815           | 314,730          |
| Genesee        | 428,681       | 10,580             | 121,537           | 296,564          |
| Greene         | 370,353       | 26,635             | 116,543           | 227,175          |
| Hamilton       | 34,488        | 571                | 10,132            | 23,785           |
| Herkimer       | 508,317       | 14,181             | 170,386           | 323,750          |
| Jefferson      | 940,427       | 25,995             | 293,128           | 621,304          |
| Lewis          | 245,646       | 3,501              | 73,146            | 168,999          |
| Livingston     | 511,574       | 20,773             | 171,170           | 319,631          |
| Madison        | 461,279       | 8,571              | 117,170           | 335,538          |
| Monroe         | 4,724,589     | 258,183            | 1,795,069         | 2,671,337        |
| Montgomery     | 422,221       | 16,957             | 133,129           | 272,135          |
| Nassau         | 6,705,094     | 181,497            | 967,183           | 5,556,414        |
| Niagara        | 1,447,588     | 63,848             | 676,698           | 707,042          |
| Oneida         | 1,187,501     | 66,276             | 439,486           | 681,739          |
| Onondaga       | 3,176,798     | 114,908            | 1,135,637         | 1,926,253        |
| Ontario        | 813,905       | 31,316             | 192,558           | 590,031          |
| Orange         | 2,447,404     | 69,311             | 468,274           | 1,909,819        |
| Orleans        | 312,099       | 13,251             | 117,265           | 181,583          |
| Oswego         | 1,030,754     | 37,630             | 406,979           | 586,145          |
| Otsego         | 399,104       | 7,645              | 79,235            | 312,224          |
| Putnam         | 506,914       | 5,113              | 43,257            | 458,544          |
| Rensselaer     | 1,353,588     | 62,845             | 338,099           | 952,644          |
| Rockland       | 1,980,128     | 28,649             | 383,524           | 1,567,955        |
| St.Lawrence    | 861,012       | 33,944             | 355,829           | 471,239          |
| Saratoga       | 1,411,336     | 13,451             | 175,509           | 1,222,376        |
| Schenectady    | 1,078,082     | 27,718             | 218,742           | 831,622          |
| Schoharie      | 295,033       | 9,866              | 96,228            | 188,939          |
| Schuyler       | 142,485       | 6,033              | 37,401            | 99,051           |
| Seneca         | 297,878       | 8,203              | 73,308            | 216,367          |
| Steuben        | 760,597       | 27,235             | 283,220           | 450,142          |
| Suffolk        | 9,517,902     | 311,707            | 1,730,975         | 7,475,220        |
| Sullivan       | 569,915       | 31,103             | 179,079           | 359,733          |
| Tioga          | 359,940       | 14,346             | 107,728           | 237,866          |
| Tompkins       | 556,555       | 29,409             | 173,065           | 354,081          |
| Ulster         | 1,295,808     | 54,275             | 292,639           | 948,894          |
| Warren         | 659,726       | 15,237             | 153,531           | 490,958          |
| Washington     | 562,633       | 20,746             | 137,747           | 404,140          |
| Wayne          | 819,532       | 17,299             | 212,972           | 589,261          |
| Westchester    | 4,482,145     | 169,595            | 1,063,562         | 3,248,988        |
| Wyoming        | 306,119       | 7,349              | 89,774            | 208,996          |
| Yates          | 167,065       | 5,156              | 44,492            | 117,417          |

Note: Effective February 1999, collection amounts include collections made on behalf of other states.

Table 21  
**AGGREGATE CLAIMS**  
**ALL TEMPORARY ASSISTANCE**  
Family Assistance, Safety Net Assistance - FP, Safety Net Assistance - MOE, Safety Net Assistance Non-MOE  
July 2006

| Month          | New York State |                  |                         | New York City |                  |                         | Rest of State |                  |                         |
|----------------|----------------|------------------|-------------------------|---------------|------------------|-------------------------|---------------|------------------|-------------------------|
|                | Recipients     | Net Expenditures | Monthly Average Payment | Recipients    | Net Expenditures | Monthly Average Payment | Recipients    | Net Expenditures | Monthly Average Payment |
| August 2004    | 631,373        | \$179,781,594    | \$284.75                | 434,996       | \$128,715,706    | \$295.90                | 196,377       | \$51,065,888     | \$260.04                |
| September 2004 | 627,331        | \$192,708,551    | \$307.19                | 432,568       | \$146,238,919    | \$338.07                | 194,763       | \$46,469,632     | \$238.60                |
| October 2004   | 630,303        | \$176,888,544    | \$280.64                | 436,703       | \$129,469,430    | \$296.47                | 193,600       | \$47,419,114     | \$244.93                |
| November 2004  | 622,728        | \$174,673,565    | \$280.50                | 430,338       | \$124,552,060    | \$289.43                | 192,390       | \$50,121,505     | \$260.52                |
| December 2004  | 621,464        | \$210,507,069    | \$338.73                | 427,390       | \$157,440,689    | \$368.38                | 194,074       | \$53,066,380     | \$273.43                |
| January 2005   | 615,252        | \$171,740,295    | \$279.14                | 423,414       | \$122,903,115    | \$290.27                | 191,838       | \$48,837,180     | \$254.58                |
| February 2005  | 611,251        | \$176,244,334    | \$288.33                | 419,220       | \$127,044,785    | \$303.05                | 192,031       | \$49,199,549     | \$256.21                |
| March 2005     | 612,826        | \$193,710,681    | \$316.09                | 418,925       | \$138,699,972    | \$331.09                | 193,901       | \$55,010,709     | \$283.71                |
| April 2005     | 609,581        | \$179,968,729    | \$295.23                | 418,247       | \$128,423,228    | \$307.05                | 191,334       | \$51,545,501     | \$269.40                |
| May 2005       | 602,993        | \$166,726,909    | \$276.50                | 412,924       | \$115,615,325    | \$279.99                | 190,069       | \$51,111,584     | \$268.91                |
| June 2005      | 604,935        | \$212,940,232    | \$352.01                | 415,294       | \$162,363,379    | \$390.96                | 189,641       | \$50,576,853     | \$266.70                |
| July 2005      | 599,148        | \$174,059,263    | \$290.51                | 412,763       | \$126,912,151    | \$307.47                | 186,385       | \$47,147,112     | \$252.96                |
| August 2005    | 603,128        | \$169,750,816    | \$281.45                | 414,902       | \$120,974,622    | \$291.57                | 188,226       | \$48,776,194     | \$259.14                |
| September 2005 | 599,547        | \$176,339,875    | \$294.12                | 412,623       | \$130,424,427    | \$316.09                | 186,924       | \$45,915,448     | \$245.64                |
| October 2005   | 602,758        | \$180,935,838    | \$300.18                | 416,844       | \$132,816,503    | \$318.62                | 185,914       | \$48,119,335     | \$258.83                |
| November 2005  | 597,888        | \$174,453,715    | \$291.78                | 413,477       | \$127,779,071    | \$309.04                | 184,411       | \$46,674,644     | \$253.10                |
| December 2005  | 599,755        | \$201,287,568    | \$335.62                | 413,513       | \$150,613,696    | \$364.23                | 186,242       | \$50,673,872     | \$272.09                |
| January 2006   | 595,187        | \$180,450,517    | \$303.18                | 411,473       | \$131,717,171    | \$320.11                | 183,714       | \$48,733,346     | \$265.27                |
| February 2006  | 588,272        | \$180,339,335    | \$306.56                | 404,343       | \$130,187,525    | \$321.97                | 183,929       | \$50,151,810     | \$272.67                |
| March 2006     | 586,948        | \$182,753,524    | \$311.36                | 401,027       | \$129,939,128    | \$324.02                | 185,921       | \$52,814,396     | \$284.07                |
| April 2006     | 577,246        | \$177,596,863    | \$307.66                | 396,627       | \$130,957,456    | \$330.18                | 180,619       | \$46,639,407     | \$258.22                |
| May 2006       | 578,056        | \$180,897,116    | \$312.94                | 395,388       | \$129,866,170    | \$328.45                | 182,668       | \$51,030,946     | \$279.36                |
| June 2006      | 574,327        | \$171,589,772    | \$298.77                | 392,629       | \$122,827,120    | \$312.83                | 181,698       | \$48,762,652     | \$268.37                |
| July 2006      | 566,263        | \$151,589,076    | \$267.70                | 387,715       | \$113,667,159    | \$293.17                | 178,548       | \$37,921,917     | \$212.39                |

Footnote:

Data pursuant to a NYS Legislative mandate S. 6057-B/A. 9557-B, Chapter 57, L. 2004.

Based on local district claims submitted on claims Schedules A and C. Includes reimbursable expenditures for basic assistance, rent supplements, family shelters, domestic violence shelters, security deposits, transitional services, diversion transportation, diversion payments, and other non-assistance. These claims are net of cancellations and refunds, and include any reconciliations and supplemental claims applied to the month after initial expenditure reporting is done. Thus, these data differ from the expenditure data presented elsewhere in this document, which are derived from original payment issuance activity during the month, net of cancellations and refunds in that month.

District claiming activity for recent months is generally not complete before the statutorily required due date for this report. Thus, claims for recent months may appear substantially below those for earlier months. Claims tables in future months of this report will continue to include the historical periods above, adjusted for claiming activity occurring subsequent to this report.

Table 22  
 AGGREGATE CLAIMS  
 FEDERALLY PARTICIPATING - TANF  
 Family Assistance & Safety Net Assistance - FP  
 July 2006

| Month          | New York State |                  |                         | New York City |                  |                         | Rest of State |                  |                         |
|----------------|----------------|------------------|-------------------------|---------------|------------------|-------------------------|---------------|------------------|-------------------------|
|                | Recipients     | Net Expenditures | Monthly Average Payment | Recipients    | Net Expenditures | Monthly Average Payment | Recipients    | Net Expenditures | Monthly Average Payment |
| August 2004    | 327,844        | \$93,683,197     | \$285.76                | 201,538       | \$62,306,660     | \$309.16                | 126,306       | \$31,376,537     | \$248.42                |
| September 2004 | 325,922        | \$102,030,027    | \$313.05                | 200,745       | \$73,563,912     | \$366.45                | 125,177       | \$28,466,115     | \$227.41                |
| October 2004   | 326,409        | \$92,325,252     | \$282.85                | 201,929       | \$64,014,460     | \$317.01                | 124,480       | \$28,310,792     | \$227.43                |
| November 2004  | 323,196        | \$89,800,797     | \$277.85                | 199,664       | \$60,143,914     | \$301.23                | 123,532       | \$29,656,883     | \$240.07                |
| December 2004  | 320,081        | \$111,978,483    | \$349.84                | 195,996       | \$79,497,087     | \$405.61                | 124,085       | \$32,481,396     | \$261.77                |
| January 2005   | 315,636        | \$88,159,553     | \$279.31                | 193,277       | \$59,229,300     | \$306.45                | 122,359       | \$28,930,253     | \$236.44                |
| February 2005  | 311,390        | \$88,841,690     | \$285.31                | 189,617       | \$59,692,062     | \$314.80                | 121,773       | \$29,149,628     | \$239.38                |
| March 2005     | 310,843        | \$105,784,287    | \$340.31                | 189,460       | \$74,135,733     | \$391.30                | 121,383       | \$31,648,554     | \$260.73                |
| April 2005     | 307,974        | \$87,606,048     | \$284.46                | 188,449       | \$57,626,750     | \$305.79                | 119,525       | \$29,979,298     | \$250.82                |
| May 2005       | 304,421        | \$84,194,981     | \$276.57                | 185,448       | \$54,705,761     | \$294.99                | 118,973       | \$29,489,220     | \$247.86                |
| June 2005      | 305,772        | \$115,577,331    | \$377.99                | 186,967       | \$86,323,125     | \$461.70                | 118,805       | \$29,254,206     | \$246.24                |
| July 2005      | 310,460        | \$89,112,156     | \$287.03                | 193,014       | \$62,111,472     | \$321.80                | 117,446       | \$27,000,684     | \$229.90                |
| August 2005    | 314,453        | \$90,125,334     | \$286.61                | 196,230       | \$61,497,566     | \$313.40                | 118,223       | \$28,627,768     | \$242.15                |
| September 2005 | 313,779        | \$93,506,210     | \$298.00                | 195,550       | \$66,266,890     | \$338.87                | 118,229       | \$27,239,320     | \$230.39                |
| October 2005   | 315,413        | \$91,829,848     | \$291.14                | 198,107       | \$62,709,653     | \$316.54                | 117,306       | \$29,120,195     | \$248.24                |
| November 2005  | 311,630        | \$88,756,653     | \$284.81                | 195,611       | \$61,541,152     | \$314.61                | 116,019       | \$27,215,501     | \$234.58                |
| December 2005  | 311,509        | \$103,991,320    | \$333.83                | 194,431       | \$74,445,785     | \$382.89                | 117,078       | \$29,545,535     | \$252.36                |
| January 2006   | 307,526        | \$91,214,609     | \$296.61                | 192,688       | \$63,107,772     | \$327.51                | 114,838       | \$28,106,837     | \$244.75                |
| February 2006  | 300,536        | \$91,424,183     | \$304.20                | 186,243       | \$61,426,970     | \$329.82                | 114,293       | \$29,997,213     | \$262.46                |
| March 2006     | 300,021        | \$98,012,303     | \$326.68                | 185,079       | \$67,469,704     | \$364.55                | 114,942       | \$30,542,599     | \$265.72                |
| April 2006     | 294,360        | \$86,211,159     | \$292.88                | 182,478       | \$59,043,685     | \$323.57                | 111,882       | \$27,167,474     | \$242.82                |
| May 2006       | 294,572        | \$92,141,352     | \$312.80                | 182,211       | \$63,858,765     | \$350.47                | 112,361       | \$28,282,587     | \$251.71                |
| June 2006      | 291,798        | \$92,901,119     | \$318.37                | 179,862       | \$65,245,599     | \$362.75                | 111,936       | \$27,655,520     | \$247.07                |
| July 2006      | 288,187        | \$76,761,094     | \$266.36                | 178,278       | \$54,997,971     | \$308.50                | 109,909       | \$21,763,123     | \$198.01                |

Footnote:

Data pursuant to a NYS Legislative mandate S. 6057-B/A. 9557-B, Chapter 57, L. 2004.

Based on local district claims submitted on claims Schedules A and C. Includes reimbursable expenditures for basic assistance, rent supplements, family shelters, domestic violence shelters, security deposits, transitional services, diversion transportation, diversion payments, and other non-assistance. These claims are net of cancellations and refunds, and include any reconciliations and supplemental claims applied to the month after initial expenditure reporting is done. Thus, these data differ from the expenditure data presented elsewhere in this document, which are derived from original payment issuance activity during the month, net of cancellations and refunds in that month.

District claiming activity for recent months is generally not complete before the statutorily required due date for this report. Thus, claims for recent months may appear substantially below those for earlier months. Claims tables in future months of this report will continue to include the historical periods above, adjusted for claiming activity occurring subsequent to this report.



Table 23  
 AGGREGATE CLAIMS  
 FEDERALLY NON - PARTICIPATING  
 Safety Net Assistance - MOE  
 July 2006

| Month          | New York State |                  |                         | New York City |                  |                         | Rest of State |                  |                         |
|----------------|----------------|------------------|-------------------------|---------------|------------------|-------------------------|---------------|------------------|-------------------------|
|                | Recipients     | Net Expenditures | Monthly Average Payment | Recipients    | Net Expenditures | Monthly Average Payment | Recipients    | Net Expenditures | Monthly Average Payment |
| August 2004    | 163,888        | \$32,493,449     | \$198.27                | 130,207       | \$26,247,090     | \$201.58                | 33,681        | \$6,246,359      | \$185.46                |
| September 2004 | 162,668        | \$36,237,705     | \$222.77                | 128,931       | \$30,037,132     | \$232.97                | 33,737        | \$6,200,573      | \$183.79                |
| October 2004   | 163,554        | \$32,042,738     | \$195.92                | 129,796       | \$25,891,689     | \$199.48                | 33,758        | \$6,151,049      | \$182.21                |
| November 2004  | 159,979        | \$31,727,790     | \$198.32                | 126,594       | \$25,078,456     | \$198.10                | 33,385        | \$6,649,334      | \$199.17                |
| December 2004  | 161,312        | \$32,560,710     | \$201.85                | 127,510       | \$25,920,530     | \$203.28                | 33,802        | \$6,640,180      | \$196.44                |
| January 2005   | 160,061        | \$30,335,487     | \$189.52                | 126,381       | \$24,238,110     | \$191.79                | 33,680        | \$6,097,377      | \$181.04                |
| February 2005  | 159,567        | \$31,127,655     | \$195.08                | 125,608       | \$24,755,667     | \$197.09                | 33,959        | \$6,371,988      | \$187.64                |
| March 2005     | 157,593        | \$32,323,468     | \$205.11                | 123,642       | \$24,872,118     | \$201.16                | 33,951        | \$7,451,350      | \$219.47                |
| April 2005     | 156,996        | \$30,642,234     | \$195.18                | 123,122       | \$23,905,429     | \$194.16                | 33,874        | \$6,736,805      | \$198.88                |
| May 2005       | 155,311        | \$29,838,595     | \$192.12                | 121,700       | \$23,232,069     | \$190.90                | 33,611        | \$6,606,526      | \$196.56                |
| June 2005      | 154,729        | \$32,865,230     | \$212.41                | 120,892       | \$26,031,045     | \$215.32                | 33,837        | \$6,834,185      | \$201.97                |
| July 2005      | 145,430        | \$29,148,127     | \$200.43                | 112,071       | \$23,142,290     | \$206.50                | 33,359        | \$6,005,837      | \$180.04                |
| August 2005    | 143,289        | \$27,710,272     | \$193.39                | 109,521       | \$21,483,695     | \$196.16                | 33,768        | \$6,226,577      | \$184.39                |
| September 2005 | 141,610        | \$26,242,550     | \$185.32                | 108,091       | \$20,232,258     | \$187.18                | 33,519        | \$6,010,292      | \$179.31                |
| October 2005   | 141,345        | \$27,614,128     | \$195.37                | 108,048       | \$21,738,072     | \$201.19                | 33,297        | \$5,876,056      | \$176.47                |
| November 2005  | 139,789        | \$27,772,880     | \$198.68                | 106,653       | \$21,599,213     | \$202.52                | 33,136        | \$6,173,667      | \$186.31                |
| December 2005  | 140,432        | \$28,555,516     | \$203.34                | 106,940       | \$21,808,646     | \$203.93                | 33,492        | \$6,746,870      | \$201.45                |
| January 2006   | 139,119        | \$26,706,400     | \$191.97                | 105,931       | \$20,341,039     | \$192.02                | 33,188        | \$6,365,361      | \$191.80                |
| February 2006  | 139,814        | \$28,371,703     | \$202.92                | 106,430       | \$21,949,885     | \$206.24                | 33,384        | \$6,421,818      | \$192.36                |
| March 2006     | 137,366        | \$29,317,816     | \$213.43                | 104,063       | \$21,789,441     | \$209.39                | 33,303        | \$7,528,375      | \$226.06                |
| April 2006     | 133,686        | \$26,602,598     | \$198.99                | 100,818       | \$20,165,877     | \$200.02                | 32,868        | \$6,436,721      | \$195.84                |
| May 2006       | 132,251        | \$24,112,734     | \$182.33                | 99,312        | \$17,480,981     | \$176.02                | 32,939        | \$6,631,753      | \$201.33                |
| June 2006      | 132,002        | \$25,429,296     | \$192.64                | 98,996        | \$18,912,564     | \$191.04                | 33,006        | \$6,516,732      | \$197.44                |
| July 2006      | 129,652        | \$24,024,722     | \$185.30                | 96,999        | \$19,619,768     | \$202.27                | 32,653        | \$4,404,954      | \$134.90                |

Footnote:

Data pursuant to a NYS Legislative mandate S. 6057-B/A. 9557-B, Chapter 57, L. 2004.

Based on local district claims submitted on claims Schedules A and C. Includes reimbursable expenditures for basic assistance, rent supplements, family shelters, domestic violence shelters, security deposits, transitional services, diversion transportation, diversion payments, and other non-assistance. These claims are net of cancellations and refunds, and include any reconciliations and supplemental claims applied to the month after initial expenditure reporting is done. Thus, these data differ from the expenditure data presented elsewhere in this document, which are derived from original payment issuance activity during the month, net of cancellations and refunds in that month.

District claiming activity for recent months is generally not complete before the statutorily required due date for this report. Thus, claims for recent months may appear substantially below those for earlier months. Claims tables in future months of this report will continue to include the historical periods above, adjusted for claiming activity occurring subsequent to this report.

Table 24  
 AGGREGATE CLAIMS  
 FEDERALLY NON - PARTICIPATING  
 Safety Net Assistance - NON-MOE  
 July 2006

| Month          | New York State |                  |                         | New York City |                  |                         | Rest of State |                  |                         |
|----------------|----------------|------------------|-------------------------|---------------|------------------|-------------------------|---------------|------------------|-------------------------|
|                | Recipients     | Net Expenditures | Monthly Average Payment | Recipients    | Net Expenditures | Monthly Average Payment | Recipients    | Net Expenditures | Monthly Average Payment |
| August 2004    | 139,641        | \$53,604,948     | \$383.88                | 103,251       | \$40,161,956     | \$388.97                | 36,390        | \$13,442,992     | \$369.41                |
| September 2004 | 138,741        | \$54,440,819     | \$392.39                | 102,892       | \$42,637,875     | \$414.39                | 35,849        | \$11,802,944     | \$329.24                |
| October 2004   | 140,340        | \$52,520,554     | \$374.24                | 104,978       | \$39,563,281     | \$376.87                | 35,362        | \$12,957,273     | \$366.42                |
| November 2004  | 139,553        | \$53,144,978     | \$380.82                | 104,080       | \$39,329,690     | \$377.88                | 35,473        | \$13,815,288     | \$389.46                |
| December 2004  | 140,071        | \$65,967,876     | \$470.96                | 103,884       | \$52,023,072     | \$500.78                | 36,187        | \$13,944,804     | \$385.35                |
| January 2005   | 139,555        | \$53,245,255     | \$381.54                | 103,756       | \$39,435,705     | \$380.08                | 35,799        | \$13,809,550     | \$385.75                |
| February 2005  | 140,294        | \$56,274,989     | \$401.12                | 103,995       | \$42,597,056     | \$409.61                | 36,299        | \$13,677,933     | \$376.81                |
| March 2005     | 144,390        | \$55,602,926     | \$385.09                | 105,823       | \$39,692,121     | \$375.08                | 38,567        | \$15,910,805     | \$412.55                |
| April 2005     | 144,611        | \$61,720,447     | \$426.80                | 106,676       | \$46,891,049     | \$439.57                | 37,935        | \$14,829,398     | \$390.92                |
| May 2005       | 143,261        | \$52,693,333     | \$367.81                | 105,776       | \$37,677,495     | \$356.20                | 37,485        | \$15,015,838     | \$400.58                |
| June 2005      | 144,434        | \$64,497,671     | \$446.55                | 107,435       | \$50,009,209     | \$465.48                | 36,999        | \$14,488,462     | \$391.59                |
| July 2005      | 143,258        | \$55,798,980     | \$389.50                | 107,678       | \$41,658,389     | \$386.88                | 35,580        | \$14,140,591     | \$397.43                |
| August 2005    | 145,386        | \$51,915,210     | \$357.09                | 109,151       | \$37,993,361     | \$348.08                | 36,235        | \$13,921,849     | \$384.21                |
| September 2005 | 144,158        | \$56,591,115     | \$392.56                | 108,982       | \$43,925,279     | \$403.05                | 35,176        | \$12,665,836     | \$360.07                |
| October 2005   | 146,000        | \$61,491,862     | \$421.18                | 110,689       | \$48,368,778     | \$436.98                | 35,311        | \$13,123,084     | \$371.64                |
| November 2005  | 146,469        | \$57,924,182     | \$395.47                | 111,213       | \$44,638,706     | \$401.38                | 35,256        | \$13,285,476     | \$376.83                |
| December 2005  | 147,814        | \$68,740,732     | \$465.05                | 112,142       | \$54,359,265     | \$484.74                | 35,672        | \$14,381,467     | \$403.16                |
| January 2006   | 148,542        | \$62,529,508     | \$420.96                | 112,854       | \$48,268,360     | \$427.71                | 35,688        | \$14,261,148     | \$399.61                |
| February 2006  | 147,922        | \$60,543,449     | \$409.29                | 111,670       | \$46,810,670     | \$419.19                | 36,252        | \$13,732,779     | \$378.81                |
| March 2006     | 149,561        | \$55,423,405     | \$370.57                | 111,885       | \$40,679,983     | \$363.59                | 37,676        | \$14,743,422     | \$391.32                |
| April 2006     | 149,200        | \$64,783,106     | \$434.20                | 113,331       | \$51,747,894     | \$456.61                | 35,869        | \$13,035,212     | \$363.41                |
| May 2006       | 151,233        | \$64,643,030     | \$427.44                | 113,865       | \$48,526,424     | \$426.18                | 37,368        | \$16,116,606     | \$431.29                |
| June 2006      | 150,527        | \$53,259,357     | \$353.82                | 113,771       | \$38,668,957     | \$339.88                | 36,756        | \$14,590,400     | \$396.95                |
| July 2006      | 148,424        | \$50,803,260     | \$342.28                | 112,438       | \$39,049,420     | \$347.30                | 35,986        | \$11,753,840     | \$326.62                |

Footnote:

Data pursuant to a NYS Legislative mandate S. 6057-B/A. 9557-B, Chapter 57, L. 2004.

Based on local district claims submitted on claims Schedules A and C. Includes reimbursable expenditures for basic assistance, rent supplements, family shelters, domestic violence shelters, security deposits, transitional services, diversion transportation, diversion payments, and other non-assistance. These claims are net of cancellations and refunds, and include any reconciliations and supplemental claims applied to the month after initial expenditure reporting is done. Thus, these data differ from the expenditure data presented elsewhere in this document, which are derived from original payment issuance activity during the month, net of cancellations and refunds in that month.

District claiming activity for recent months is generally not complete before the statutorily required due date for this report. Thus, claims for recent months may appear substantially below those for earlier months. Claims tables in future months of this report will continue to include the historical periods above, adjusted for claiming activity occurring subsequent to this report.

Table 25  
HOME ENERGY ASSISTANCE PROGRAM  
Number and Dollar Amount of Benefits Authorized and Administrative Allocations - FFY to Date  
July 2006

| Local District | Benefits Authorized |               | Administrative Allocations |
|----------------|---------------------|---------------|----------------------------|
|                | Number              | Dollar Amount |                            |
| New York State | 1,143,920           | \$260,117,611 | \$23,446,202               |
| New York City  | 442,278             | 31,921,220    | 5,115,514                  |
| Rest of State  | 701,642             | 228,196,391   | 18,330,688                 |
| Albany         | 16,543              | 5,877,933     | 430,732                    |
| Allegany       | 6,219               | 1,949,995     | 160,650                    |
| Broome         | 14,460              | 4,659,319     | 411,831                    |
| Cattaraugus    | 10,607              | 3,311,429     | 296,962                    |
| Cayuga         | 8,454               | 3,130,164     | 258,558                    |
| Chautauqua     | 21,022              | 6,484,405     | 590,811                    |
| Chemung        | 8,799               | 2,877,486     | 267,195                    |
| Chenango       | 5,622               | 2,035,301     | 170,356                    |
| Clinton        | 11,042              | 3,964,755     | 300,563                    |
| Columbia       | 3,127               | 1,117,386     | 80,675                     |
| Cortland       | 5,726               | 1,892,043     | 170,197                    |
| Delaware       | 4,649               | 1,706,865     | 129,406                    |
| Dutchess       | 7,419               | 2,383,346     | 165,097                    |
| Erie           | 139,584             | 38,871,011    | 3,484,282                  |
| Essex          | 3,617               | 1,322,804     | 101,331                    |
| Franklin       | 6,817               | 2,622,149     | 208,295                    |
| Fulton         | 8,182               | 3,091,126     | 241,242                    |
| Genesee        | 5,032               | 1,566,688     | 129,123                    |
| Greene         | 4,369               | 1,573,125     | 142,126                    |
| Hamilton       | 449                 | 165,784       | 11,005                     |
| Herkimer       | 7,345               | 2,526,290     | 201,238                    |
| Jefferson      | 10,509              | 3,850,060     | 306,583                    |
| Lewis          | 3,185               | 1,212,397     | 82,983                     |
| Livingston     | 4,662               | 1,606,915     | 135,597                    |
| Madison        | 5,974               | 2,174,138     | 166,740                    |
| Monroe         | 50,751              | 18,063,341    | 1,273,106                  |
| Montgomery     | 7,351               | 2,830,049     | 210,900                    |
| Nassau         | 11,006              | 2,443,929     | 194,531                    |
| Niagara        | 23,578              | 6,888,595     | 680,210                    |
| Oneida         | 29,858              | 10,866,836    | 804,507                    |
| Onondaga       | 37,357              | 13,114,622    | 966,732                    |
| Ontario        | 5,475               | 1,793,454     | 157,387                    |
| Orange         | 12,548              | 4,452,875     | 271,703                    |
| Orleans        | 4,738               | 1,556,078     | 122,906                    |
| Oswego         | 11,604              | 4,204,549     | 330,926                    |
| Otsego         | 5,945               | 2,168,530     | 154,515                    |
| Putnam         | 970                 | 312,419       | 25,950                     |
| Rensselaer     | 11,471              | 4,328,311     | 301,544                    |
| Rockland       | 7,494               | 2,583,910     | 159,383                    |
| St.Lawrence    | 15,844              | 5,335,571     | 399,100                    |
| Saratoga       | 11,659              | 4,124,221     | 304,742                    |
| Schenectady    | 10,634              | 3,888,889     | 311,829                    |
| Schoharie      | 3,398               | 1,237,907     | 90,961                     |
| Schuyler       | 2,575               | 903,719       | 74,436                     |
| Seneca         | 2,398               | 853,438       | 74,843                     |
| Steuben        | 14,866              | 4,799,357     | 419,020                    |
| Suffolk        | 31,867              | 8,909,222     | 706,741                    |
| Sullivan       | 8,101               | 3,083,325     | 234,536                    |
| Tioga          | 6,141               | 2,208,171     | 176,042                    |
| Tompkins       | 4,710               | 1,675,785     | 131,113                    |
| Ulster         | 11,027              | 3,805,830     | 292,875                    |
| Warren         | 6,001               | 2,221,826     | 181,278                    |
| Washington     | 5,892               | 2,189,202     | 162,302                    |
| Wayne          | 6,101               | 2,159,783     | 159,028                    |
| Westchester    | 11,232              | 1,380,649     | 147,441                    |
| Wyoming        | 3,148               | 956,149       | 89,326                     |
| Yates          | 2,488               | 882,935       | 77,197                     |

Table 26  
HOME ENERGY ASSISTANCE PROGRAM - NON EMERGENCY  
Number, Total Dollar Amount and Average Dollar Amount of Benefits Authorized - Federal Fiscal Year to Date  
July 2006

| Local District | Autopay             |                          |                       | Regular Non-Autopay |                          |                       |
|----------------|---------------------|--------------------------|-----------------------|---------------------|--------------------------|-----------------------|
|                | Benefits Authorized | Dollar Amount Authorized | Average Dollar Amount | Benefits Authorized | Dollar Amount Authorized | Average Dollar Amount |
| New York State | 546,941             | \$79,890,818             | \$146                 | 308,751             | \$74,930,638             | \$243                 |
| New York City  | 338,831             | 17,151,650               | 51                    | 92,518              | 11,252,019               | 122                   |
| Rest of State  | 208,110             | 62,739,168               | 301                   | 216,233             | 63,678,619               | 294                   |
| Albany         | 6,270               | 1,971,260                | 314                   | 5,253               | 1,548,025                | 295                   |
| Allegany       | 1,654               | 563,365                  | 341                   | 2,333               | 691,990                  | 297                   |
| Broome         | 5,532               | 1,516,463                | 274                   | 4,978               | 1,431,518                | 288                   |
| Cattaraugus    | 2,437               | 816,000                  | 335                   | 3,908               | 1,149,745                | 294                   |
| Cayuga         | 2,064               | 746,075                  | 361                   | 2,980               | 896,335                  | 301                   |
| Chautauqua     | 5,546               | 1,926,512                | 347                   | 7,161               | 2,089,734                | 292                   |
| Chemung        | 2,972               | 799,675                  | 269                   | 3,338               | 938,746                  | 281                   |
| Chenango       | 1,388               | 483,900                  | 349                   | 2,236               | 674,220                  | 302                   |
| Ciinton        | 2,717               | 910,500                  | 335                   | 3,187               | 913,920                  | 287                   |
| Columbia       | 929                 | 310,200                  | 334                   | 1,405               | 432,745                  | 308                   |
| Cortland       | 1,333               | 436,100                  | 327                   | 2,047               | 584,450                  | 286                   |
| Delaware       | 1,033               | 395,395                  | 383                   | 1,957               | 600,790                  | 307                   |
| Dutchess       | 2,549               | 617,215                  | 242                   | 2,304               | 675,615                  | 293                   |
| Erie           | 32,100              | 10,349,399               | 322                   | 37,357              | 10,953,496               | 293                   |
| Essex          | 707                 | 255,175                  | 361                   | 1,636               | 493,380                  | 302                   |
| Franklin       | 1,314               | 488,355                  | 372                   | 2,354               | 710,035                  | 302                   |
| Fulton         | 1,679               | 617,910                  | 368                   | 2,887               | 873,069                  | 302                   |
| Genesee        | 1,332               | 448,250                  | 337                   | 1,733               | 504,235                  | 291                   |
| Greene         | 1,126               | 377,189                  | 335                   | 1,670               | 511,625                  | 306                   |
| Hamilton       | 67                  | 26,000                   | 388                   | 249                 | 78,600                   | 316                   |
| Herkimer       | 1,881               | 604,038                  | 321                   | 2,933               | 859,145                  | 293                   |
| Jefferson      | 2,821               | 968,100                  | 343                   | 3,644               | 1,084,442                | 298                   |
| Lewis          | 709                 | 318,475                  | 449                   | 1,271               | 394,095                  | 310                   |
| Livingston     | 1,368               | 452,860                  | 331                   | 1,604               | 485,258                  | 303                   |
| Madison        | 1,236               | 447,775                  | 362                   | 2,528               | 744,253                  | 294                   |
| Monroe         | 26,674              | 8,498,191                | 319                   | 8,654               | 2,522,580                | 291                   |
| Montgomery     | 1,723               | 623,225                  | 362                   | 2,386               | 721,825                  | 303                   |
| Nassau         | 5,366               | 779,495                  | 145                   | 3,345               | 1,023,191                | 306                   |
| Niagara        | 5,964               | 1,782,329                | 299                   | 7,854               | 2,213,311                | 282                   |
| Oneida         | 7,679               | 2,590,410                | 337                   | 10,038              | 2,948,945                | 294                   |
| Onondaga       | 12,493              | 3,747,675                | 300                   | 11,855              | 3,434,375                | 290                   |
| Ontario        | 1,888               | 566,675                  | 300                   | 2,041               | 593,817                  | 291                   |
| Orange         | 5,005               | 1,328,725                | 265                   | 2,728               | 824,460                  | 302                   |
| Orleans        | 1,191               | 439,900                  | 369                   | 1,570               | 469,325                  | 299                   |
| Oswego         | 3,165               | 1,164,393                | 368                   | 4,433               | 1,343,734                | 303                   |
| Otsego         | 1,074               | 379,543                  | 353                   | 2,257               | 678,785                  | 301                   |
| Putnam         | 253                 | 66,050                   | 261                   | 470                 | 141,450                  | 301                   |
| Rensselaer     | 3,368               | 1,239,750                | 368                   | 3,829               | 1,162,090                | 303                   |
| Rockland       | 3,115               | 776,099                  | 249                   | 1,551               | 419,925                  | 271                   |
| St.Lawrence    | 3,235               | 1,106,439                | 342                   | 5,132               | 1,497,993                | 292                   |
| Saratoga       | 2,714               | 937,398                  | 345                   | 4,275               | 1,240,600                | 290                   |
| Schenectady    | 3,672               | 1,240,543                | 338                   | 3,366               | 996,260                  | 296                   |
| Schoharie      | 693                 | 250,760                  | 362                   | 1,208               | 364,960                  | 302                   |
| Schuyler       | 534                 | 167,400                  | 313                   | 917                 | 271,998                  | 297                   |
| Seneca         | 639                 | 224,000                  | 351                   | 1,040               | 310,570                  | 299                   |
| Steuben        | 2,594               | 922,713                  | 356                   | 4,993               | 1,466,841                | 294                   |
| Suffolk        | 10,699              | 2,162,400                | 202                   | 8,588               | 2,592,140                | 302                   |
| Sullivan       | 1,479               | 513,300                  | 347                   | 2,282               | 704,850                  | 309                   |
| Tioga          | 1,362               | 466,095                  | 342                   | 2,141               | 617,065                  | 288                   |
| Tompkins       | 1,393               | 468,660                  | 336                   | 1,752               | 529,491                  | 302                   |
| Ulster         | 2,282               | 622,891                  | 273                   | 3,688               | 1,120,641                | 304                   |
| Warren         | 1,381               | 461,950                  | 335                   | 2,268               | 669,380                  | 295                   |
| Washington     | 1,348               | 512,400                  | 380                   | 2,185               | 655,545                  | 300                   |
| Wayne          | 2,098               | 717,750                  | 342                   | 2,294               | 671,177                  | 293                   |
| Westchester    | 8,891               | 657,075                  | 74                    | 1,872               | 505,920                  | 270                   |
| Wyoming        | 650                 | 215,800                  | 332                   | 1,483               | 421,960                  | 285                   |
| Yates          | 724                 | 262,950                  | 363                   | 785                 | 223,950                  | 285                   |

Table 27  
HOME ENERGY ASSISTANCE PROGRAM - EMERGENCY  
Number, Total Dollar Amount and Average Dollar Amount of Benefits Authorized - Federal Fiscal Year to Date  
July 2006

| Local District | Regular Emergency   |                          |                       | Furnace Replacement |                          |                       | Furnace Repair & Repair/Replacement Estimates |                          |                       |
|----------------|---------------------|--------------------------|-----------------------|---------------------|--------------------------|-----------------------|---|--------------------------|-----------------------|
|                | Benefits Authorized | Dollar Amount Authorized | Average Dollar Amount | Benefits Authorized | Dollar Amount Authorized | Average Dollar Amount | Benefits Authorized                           | Dollar Amount Authorized | Average Dollar Amount |
| New York State | 285,003             | \$99,905,527             | \$351                 | 2,060               | \$4,901,814              | \$2,380               | \$1,165                                       | \$488,814                | \$420                 |
| New York City* | 10,778              | 2,873,805                | 267                   | 142                 | 627,479                  | 4,419                 | 9   | 16,267                   | 1,807                 |
| Rest of State  | 274,225             | 97,031,722               | 354                   | 1,918               | 4,274,335                | 2,229                 | 1,156   | 472,547                  | 409                   |
| Albany         | 4,954               | 2,234,719                | 451                   | 34                  | 108,867                  | 3,202                 | 32  | 15,062                   | 471                   |
| Allegany       | 2,219               | 670,841                  | 302                   | 9                   | 22,299                   | 2,478                 | 4   | 1,500                    | 375                   |
| Broome         | 3,891               | 1,646,601                | 423                   | 24                  | 59,454                   | 2,477                 | 35  | 5,283                    | 151                   |
| Cattaraugus    | 4,188               | 1,238,996                | 296                   | 50                  | 100,199                  | 2,004                 | 24  | 6,489                    | 270                   |
| Cayuga         | 3,338               | 1,402,241                | 420                   | 33                  | 75,571                   | 2,290                 | 39  | 9,943                    | 255                   |
| Chautauqua     | 8,248               | 2,377,408                | 288                   | 47                  | 82,292                   | 1,751                 | 20  | 8,459                    | 423                   |
| Chemung        | 2,432               | 1,057,524                | 435                   | 36                  | 76,317                   | 2,120                 | 21  | 5,224                    | 249                   |
| Chenango       | 1,967               | 803,198                  | 408                   | 30                  | 73,807                   | 2,460                 | 1   | 175                      | 175                   |
| Clinton        | 5,048               | 2,019,009                | 400                   | 38                  | 99,336                   | 2,614                 | 52  | 21,990                   | 423                   |
| Columbia       | 777                 | 333,058                  | 429                   | 14                  | 40,811                   | 2,915                 | 2   | 573                      | 286                   |
| Cortland       | 2,290               | 790,839                  | 345                   | 26                  | 71,549                   | 2,752                 | 30  | 9,104                    | 303                   |
| Delaware       | 1,620               | 646,761                  | 399                   | 26                  | 57,734                   | 2,221                 | 13  | 6,185                    | 476                   |
| Dutchess       | 2,523               | 996,769                  | 395                   | 30                  | 85,347                   | 2,845                 | 13  | 8,400                    | 646                   |
| Erie           | 69,811              | 17,060,750               | 244                   | 277                 | 493,371                  | 1,781                 | 39  | 13,996                   | 359                   |
| Essex          | 1,247               | 518,042                  | 415                   | 22                  | 52,933                   | 2,406                 | 5   | 3,274                    | 655                   |
| Franklin       | 3,077               | 1,289,070                | 419                   | 43                  | 114,442                  | 2,661                 | 29  | 20,247                   | 698                   |
| Fulton         | 3,543               | 1,510,356                | 426                   | 43                  | 80,551                   | 1,873                 | 30  | 9,239                    | 308                   |
| Genesee        | 1,940               | 560,095                  | 289                   | 24                  | 53,744                   | 2,239                 | 3   | 364                      | 121                   |
| Greene         | 1,540               | 618,889                  | 402                   | 22                  | 54,750                   | 2,489                 | 11  | 10,672                   | 970                   |
| Hamilton       | 130                 | 54,888                   | 422                   | 3                   | 6,296                    | 2,099                 | 0   | 0                        | 0                     |
| Herkimer       | 2,485               | 962,143                  | 387                   | 34                  | 93,682                   | 2,755                 | 12  | 7,282                    | 607                   |
| Jefferson      | 4,009               | 1,723,936                | 430                   | 29                  | 66,717                   | 2,301                 | 6   | 6,865                    | 1,144                 |
| Lewis          | 1,204               | 495,641                  | 412                   | 1                   | 4,185                    | 4,185                 |   |                          | 4,185                 |
| Livingston     | 1,668               | 631,333                  | 378                   | 19                  | 36,585                   | 1,926                 | 3   | 880                      | 293                   |
| Madison        | 2,124               | 889,375                  | 419                   | 44                  | 80,478                   | 1,829                 | 42  | 12,256                   | 292                   |
| Monroe         | 15,303              | 6,786,617                | 443                   | 107                 | 249,304                  | 2,330                 | 13  | 6,649                    | 511                   |
| Montgomery     | 3,161               | 1,378,507                | 436                   | 43                  | 96,022                   | 2,233                 | 38  | 10,470                   | 276                   |
| Nassau         | 2,273               | 619,115                  | 272                   | 6                   | 14,790                   | 2,465                 | 16  | 7,339                    | 459                   |
| Niagara        | 9,623               | 2,745,818                | 285                   | 76                  | 129,580                  | 1,705                 | 61  | 17,556                   | 288                   |
| Oneida         | 12,059              | 5,167,566                | 429                   | 62                  | 147,355                  | 2,377                 | 20  | 12,560                   | 628                   |
| Onondaga       | 12,913              | 5,840,555                | 452                   | 31                  | 67,255                   | 2,170                 | 65  | 24,762                   | 381                   |
| Ontario        | 1,509               | 577,408                  | 383                   | 22                  | 48,720                   | 2,215                 | 15  | 6,835                    | 456                   |
| Orange         | 4,777               | 2,193,855                | 459                   | 34                  | 103,156                  | 3,034                 | 4   | 2,680                    | 670                   |
| Orleans        | 1,959               | 614,754                  | 314                   | 15                  | 30,912                   | 2,061                 | 3   | 1,187                    | 396                   |
| Oswego         | 3,944               | 1,634,830                | 415                   | 36                  | 56,107                   | 1,559                 | 26  | 5,485                    | 211                   |
| Otsego         | 2,582               | 1,052,653                | 408                   | 21                  | 53,042                   | 2,526                 | 11  | 4,507                    | 410                   |
| Putnam         | 244                 | 96,185                   | 394                   | 2                   | 8,420                    | 4,210                 | 1   | 314                      | 314                   |
| Rensselaer     | 4,241               | 1,843,844                | 435                   | 25                  | 79,780                   | 3,191                 | 8   | 2,847                    | 356                   |
| Rockland       | 2,826               | 1,382,046                | 489                   | 2                   | 5,840                    | 2,920                 | 0   | 0                        | 0                     |
| St.Lawrence    | 7,321               | 2,606,681                | 356                   | 52                  | 102,704                  | 1,975                 | 104   | 21,754                   | 209                   |
| Saratoga       | 4,582               | 1,825,716                | 398                   | 56                  | 110,960                  | 1,981                 | 32  | 9,548                    | 298                   |
| Schenectady    | 3,577               | 1,621,363                | 453                   | 16                  | 28,245                   | 1,765                 | 3   | 2,479                    | 826                   |
| Schoharie      | 1,487               | 598,379                  | 402                   | 8                   | 23,250                   | 2,906                 | 2   | 558                      | 279                   |
| Schuyler       | 1,100               | 423,457                  | 385                   | 20                  | 40,163                   | 2,008                 | 4   | 701                      | 175                   |
| Seneca         | 698                 | 287,526                  | 412                   | 13                  | 29,954                   | 2,304                 | 8   | 1,388                    | 174                   |
| Steuben        | 7,198               | 2,291,219                | 318                   | 49                  | 100,619                  | 2,053                 | 32  | 17,965                   | 561                   |
| Suffolk        | 12,450              | 3,995,348                | 321                   | 35                  | 105,741                  | 3,021                 | 95  | 53,593                   | 564                   |
| Sullivan       | 4,304               | 1,798,235                | 418                   | 25                  | 60,247                   | 2,410                 | 11  | 6,693                    | 608                   |
| Tioga          | 2,584               | 1,043,524                | 404                   | 33                  | 73,452                   | 2,226                 | 21  | 8,034                    | 383                   |
| Tompkins       | 1,513               | 618,410                  | 409                   | 26                  | 50,062                   | 1,925                 | 26  | 9,161                    | 352                   |
| Ulster         | 5,008               | 1,945,955                | 389                   | 39                  | 111,170                  | 2,851                 | 10  | 5,174                    | 517                   |
| Warren         | 2,291               | 975,790                  | 426                   | 39                  | 99,980                   | 2,564                 | 22  | 14,726                   | 669                   |
| Washington     | 2,328               | 954,371                  | 410                   | 21                  | 62,117                   | 2,958                 | 10  | 4,768                    | 477                   |
| Wayne          | 1,679               | 723,548                  | 431                   | 25                  | 44,041                   | 1,762                 | 5   | 3,267                    | 653                   |
| Westchester    | 465                 | 201,076                  | 432                   | 1                   | 5,900                    | 5,900                 | 3   | 10,679                   | 3,560                 |
| Wyoming        | 998                 | 294,470                  | 295                   | 12                  | 22,006                   | 1,834                 | 5   | 1,913                    | 383                   |
| Yates          | 955                 | 360,419                  | 377                   | 8                   | 22,123                   | 2,765                 | 16  | 13,493                   | 843                   |

Table 28  
 ALL FAMILIES FEDERAL WORK PARTICIPATION RATES  
 TANF, Safety Net Assistance - MOE and Combined TANF and Safety Net Assistance MOE  
 July 2006

| Local District  | Combined TANF & SNA-MOE |           |             | TANF   |           |             | Safety Net Assistance-MOE |           |             |
|-----------------|-------------------------|-----------|-------------|--------|-----------|-------------|---------------------------|-----------|-------------|
|                 | Rate                    | Numerator | Denominator | Rate   | Numerator | Denominator | Rate                      | Numerator | Denominator |
| New York State* | 38.2%                   | 39,475    | 103,398     | 34.5%  | 22,570    | 65,491      | 44.6%                     | 16,905    | 37,907      |
| New York City*  | 43.0%                   | 29,647    | 68,866      | 40.5%  | 15,250    | 37,635      | 46.1%                     | 14,397    | 31,232      |
| Rest of State   | 40.6%                   | 12,039    | 29,655      | 40.8%  | 8,913     | 21,857      | 40.1%                     | 3,126     | 7,798       |
| Albany          | 43.8%                   | 429       | 980         | 42.5%  | 321       | 756         | 48.2%                     | 108       | 224         |
| Allegany        | 68.8%                   | 150       | 218         | 70.2%  | 134       | 191         | 59.3%                     | 16        | 27          |
| Broome          | 50.3%                   | 483       | 961         | 51.3%  | 379       | 739         | 46.8%                     | 104       | 222         |
| Cattaraugus     | 52.0%                   | 92        | 177         | 51.7%  | 76        | 147         | 53.3%                     | 16        | 30          |
| Cayuga          | 40.1%                   | 61        | 152         | 38.8%  | 54        | 139         | 53.8%                     | 7         | 13          |
| Chautauqua      | 36.7%                   | 293       | 798         | 38.8%  | 238       | 613         | 29.7%                     | 55        | 185         |
| Chemung         | 35.5%                   | 215       | 606         | 36.2%  | 183       | 505         | 31.7%                     | 32        | 101         |
| Chenango        | 55.9%                   | 19        | 34          | 58.1%  | 18        | 31          | 33.3%                     | 1         | 3           |
| Clinton         | 35.4%                   | 86        | 243         | 36.0%  | 80        | 222         | 28.6%                     | 6         | 21          |
| Columbia        | 26.6%                   | 25        | 94          | 25.0%  | 21        | 84          | 40.0%                     | 4         | 10          |
| Cortland        | 60.2%                   | 109       | 181         | 58.6%  | 89        | 152         | 69.0%                     | 20        | 29          |
| Delaware        | 30.0%                   | 6         | 20          | 27.8%  | 5         | 18          | 50.0%                     | 1         | 2           |
| Dutchess        | 29.9%                   | 91        | 304         | 28.6%  | 71        | 248         | 35.7%                     | 20        | 56          |
| Erie            | 37.8%                   | 1652      | 4368        | 39.0%  | 1189      | 3048        | 35.1%                     | 463       | 1320        |
| Essex           | 22.9%                   | 11        | 48          | 28.2%  | 11        | 39          | 0.0%                      | 0         | 9           |
| Franklin        | 51.6%                   | 66        | 128         | 53.3%  | 57        | 107         | 42.9%                     | 9         | 21          |
| Fulton          | 32.3%                   | 20        | 62          | 32.3%  | 20        | 62          | N/A                       | 0         | 0           |
| Genesee         | 25.9%                   | 28        | 108         | 24.7%  | 23        | 93          | 33.3%                     | 5         | 15          |
| Greene          | 50.4%                   | 67        | 133         | 48.7%  | 55        | 113         | 60.0%                     | 12        | 20          |
| Hamilton        | 14.3%                   | 1         | 7           | 14.3%  | 1         | 7           | N/A                       | 0         | 0           |
| Herkimer        | 44.0%                   | 37        | 84          | 45.3%  | 34        | 75          | 33.3%                     | 3         | 9           |
| Jefferson       | 38.7%                   | 46        | 119         | 37.1%  | 39        | 105         | 50.0%                     | 7         | 14          |
| Lewis           | 41.9%                   | 13        | 31          | 41.9%  | 13        | 31          | N/A                       | 0         | 0           |
| Livingston      | 37.7%                   | 58        | 154         | 38.3%  | 49        | 128         | 34.6%                     | 9         | 26          |
| Madison         | 55.8%                   | 24        | 43          | 53.7%  | 22        | 41          | 100.0%                    | 2         | 2           |
| Monroe          | 33.6%                   | 1828      | 5442        | 33.2%  | 1198      | 3606        | 34.3%                     | 630       | 1836        |
| Montgomery      | 13.0%                   | 14        | 108         | 12.1%  | 12        | 99          | 22.2%                     | 2         | 9           |
| Nassau          | 48.3%                   | 762       | 1578        | 51.2%  | 594       | 1161        | 40.3%                     | 168       | 417         |
| Niagara         | 38.0%                   | 304       | 799         | 36.7%  | 224       | 611         | 42.6%                     | 80        | 188         |
| Oneida          | 46.8%                   | 439       | 938         | 46.6%  | 353       | 758         | 47.8%                     | 86        | 180         |
| Onondaga        | 40.7%                   | 660       | 1621        | 44.2%  | 528       | 1194        | 30.9%                     | 132       | 427         |
| Ontario         | 36.6%                   | 85        | 232         | 37.3%  | 76        | 204         | 32.1%                     | 9         | 28          |
| Orange          | 45.1%                   | 316       | 701         | 41.5%  | 203       | 489         | 53.3%                     | 113       | 212         |
| Orleans         | 31.0%                   | 40        | 129         | 32.3%  | 32        | 99          | 26.7%                     | 8         | 30          |
| Oswego          | 53.7%                   | 130       | 242         | 52.0%  | 117       | 225         | 76.5%                     | 13        | 17          |
| Otsego          | 40.0%                   | 8         | 20          | 42.1%  | 8         | 19          | 0.0%                      | 0         | 1           |
| Putnam          | 100.0%                  | 12        | 12          | 100.0% | 12        | 12          | N/A                       | 0         | 0           |
| Rensselaer      | 36.2%                   | 249       | 688         | 36.7%  | 221       | 603         | 32.9%                     | 28        | 85          |
| Rockland        | 69.3%                   | 181       | 261         | 66.5%  | 111       | 167         | 74.5%                     | 70        | 94          |
| St. Lawrence    | 42.8%                   | 133       | 311         | 40.7%  | 107       | 263         | 54.2%                     | 26        | 48          |
| Saratoga        | 16.7%                   | 2         | 12          | 18.2%  | 2         | 11          | 0.0%                      | 0         | 1           |
| Schenectady     | 43.6%                   | 169       | 388         | 46.2%  | 140       | 303         | 34.1%                     | 29        | 85          |
| Schoharie       | 54.2%                   | 13        | 24          | 50.0%  | 11        | 22          | 100.0%                    | 2         | 2           |
| Schuyler        | 13.3%                   | 8         | 60          | 13.0%  | 6         | 46          | 14.3%                     | 2         | 14          |
| Seneca          | 42.5%                   | 17        | 40          | 45.7%  | 16        | 35          | 20.0%                     | 1         | 5           |
| Steuben         | 55.8%                   | 247       | 443         | 57.4%  | 202       | 352         | 49.5%                     | 45        | 91          |
| Suffolk         | 45.7%                   | 863       | 1887        | 44.5%  | 610       | 1370        | 48.9%                     | 253       | 517         |
| Sullivan        | 36.2%                   | 77        | 213         | 36.8%  | 68        | 185         | 32.1%                     | 9         | 28          |
| Tioga           | 49.5%                   | 55        | 111         | 49.5%  | 48        | 97          | 50.0%                     | 7         | 14          |
| Tompkins        | 31.3%                   | 83        | 265         | 32.3%  | 74        | 229         | 25.0%                     | 9         | 36          |
| Ulster          | 29.4%                   | 101       | 344         | 27.4%  | 81        | 296         | 41.7%                     | 20        | 48          |
| Warren          | 65.6%                   | 21        | 32          | 63.3%  | 19        | 30          | 100.0%                    | 2         | 2           |
| Washington      | 53.7%                   | 36        | 67          | 54.0%  | 34        | 63          | 50.0%                     | 2         | 4           |
| Wayne           | 34.3%                   | 48        | 140         | 34.1%  | 42        | 123         | 35.3%                     | 6         | 17          |
| Westchester     | 42.4%                   | 1017      | 2396        | 39.0%  | 544       | 1396        | 47.3%                     | 473       | 1000        |
| Wyoming         | 40.0%                   | 26        | 65          | 39.7%  | 25        | 63          | 50.0%                     | 1         | 2           |
| Yates           | 39.4%                   | 13        | 33          | 40.6%  | 13        | 32          | 0.0%                      | 0         | 1           |

\* Statewide and New York City participation rates are estimated from federal disaggregated reporting samples, which are the source of the rates used by the U.S. Department of Health and Human Services to determine if a state has met participation goals. Because the sample size is insufficient to permit rate estimates for non-NYC districts, rates for those districts are derived directly from automated systems data. Thus, Rest of State and New York City numerators and denominators will not sum to the statewide total. Estimates are from second quarter FFY 2006 samples.

Table 29  
 WORK SANCTION STATUS BY PRESENCE IN FEDERAL ALL FAMILIES WORK PARTICIPATION CALCULATION  
 TANF, Safety Net Assistance - MOE and Combined TANF and Safety Net Assistance MOE  
 July 2006

| Local District  | Combined TANF & SNA-MOE       |                                     | TANF                          |                                     | Safety Net Assistance - MOE   |                                     |
|-----------------|-------------------------------|-------------------------------------|-------------------------------|-------------------------------------|-------------------------------|-------------------------------------|
|                 | Sanctioned In The Denominator | Sanctioned Removed From Denominator | Sanctioned In The Denominator | Sanctioned Removed From Denominator | Sanctioned In The Denominator | Sanctioned Removed From Denominator |
| New York State* | 24,134                        | 10,375                              | 12,526                        | 5,911                               | 11,608                        | 4,464                               |
| New York City*  | 19,706                        | 9,221                               | 9,695                         | 5,087                               | 10,011                        | 4,134                               |
| Rest of State   | 9,825                         | 2,498                               | 6,421                         | 2,051                               | 3,404                         | 447                                 |
| Albany          | 245                           | 123                                 | 174                           | 107                                 | 71                            | 16                                  |
| Allegany        | 125                           | 13                                  | 110                           | 10                                  | 15                            | 3                                   |
| Broome          | 327                           | 53                                  | 241                           | 43                                  | 86                            | 10                                  |
| Cattaraugus     | 28                            | 13                                  | 22                            | 12                                  | 6                             | 1                                   |
| Cayuga          | 80                            | 14                                  | 72                            | 13                                  | 8                             | 1                                   |
| Chautauqua      | 285                           | 50                                  | 190                           | 46                                  | 95                            | 4                                   |
| Chemung         | 145                           | 20                                  | 113                           | 18                                  | 32                            | 2                                   |
| Chenango        | 13                            | 4                                   | 11                            | 3                                   | 2                             | 1                                   |
| Clinton         | 84                            | 35                                  | 73                            | 33                                  | 11                            | 2                                   |
| Columbia        | 20                            | 7                                   | 17                            | 7                                   | 3                             | 0                                   |
| Cortland        | 71                            | 6                                   | 54                            | 5                                   | 17                            | 1                                   |
| Delaware        | 2                             | 0                                   | 2                             | 0                                   | 0                             | 0                                   |
| Dutchess        | 125                           | 42                                  | 93                            | 38                                  | 32                            | 4                                   |
| Erie            | 2,010                         | 444                                 | 1,248                         | 371                                 | 762                           | 73                                  |
| Essex           | 26                            | 7                                   | 20                            | 7                                   | 6                             | 0                                   |
| Franklin        | 36                            | 15                                  | 26                            | 13                                  | 10                            | 2                                   |
| Fulton          | 11                            | 11                                  | 11                            | 11                                  | 0                             | 0                                   |
| Genesee         | 28                            | 12                                  | 24                            | 12                                  | 4                             | 0                                   |
| Greene          | 28                            | 9                                   | 23                            | 9                                   | 5                             | 0                                   |
| Hamilton        | 0                             | 0                                   | 0                             | 0                                   | 0                             | 0                                   |
| Herkimer        | 16                            | 16                                  | 15                            | 15                                  | 1                             | 1                                   |
| Jefferson       | 30                            | 20                                  | 23                            | 19                                  | 7                             | 1                                   |
| Lewis           | 12                            | 3                                   | 12                            | 3                                   | 0                             | 0                                   |
| Livingston      | 57                            | 13                                  | 42                            | 9                                   | 15                            | 4                                   |
| Madison         | 3                             | 1                                   | 3                             | 1                                   | 0                             | 0                                   |
| Monroe          | 1,714                         | 367                                 | 975                           | 266                                 | 739                           | 101                                 |
| Montgomery      | 7                             | 6                                   | 6                             | 6                                   | 1                             | 0                                   |
| Nassau          | 492                           | 91                                  | 309                           | 75                                  | 183                           | 16                                  |
| Niagara         | 268                           | 86                                  | 184                           | 68                                  | 84                            | 18                                  |
| Oneida          | 192                           | 50                                  | 137                           | 44                                  | 55                            | 6                                   |
| Onondaga        | 597                           | 164                                 | 365                           | 136                                 | 232                           | 28                                  |
| Ontario         | 91                            | 28                                  | 82                            | 26                                  | 9                             | 2                                   |
| Orange          | 193                           | 42                                  | 110                           | 33                                  | 83                            | 9                                   |
| Orleans         | 29                            | 14                                  | 20                            | 12                                  | 9                             | 2                                   |
| Oswego          | 62                            | 27                                  | 51                            | 26                                  | 11                            | 1                                   |
| Otsego          | 10                            | 1                                   | 9                             | 1                                   | 1                             | 0                                   |
| Putnam          | 2                             | 0                                   | 2                             | 0                                   | 0                             | 0                                   |
| Rensselaer      | 263                           | 94                                  | 232                           | 81                                  | 31                            | 13                                  |
| Rockland        | 90                            | 11                                  | 61                            | 10                                  | 29                            | 1                                   |
| St.Lawrence     | 31                            | 19                                  | 23                            | 17                                  | 8                             | 2                                   |
| Saratoga        | 0                             | 6                                   | 0                             | 6                                   | 0                             | 0                                   |
| Schenectady     | 123                           | 38                                  | 88                            | 34                                  | 35                            | 4                                   |
| Schoharie       | 9                             | 3                                   | 8                             | 2                                   | 1                             | 1                                   |
| Schuyler        | 19                            | 7                                   | 16                            | 7                                   | 3                             | 0                                   |
| Seneca          | 5                             | 2                                   | 4                             | 2                                   | 1                             | 0                                   |
| Steuben         | 212                           | 24                                  | 156                           | 22                                  | 56                            | 2                                   |
| Suffolk         | 631                           | 159                                 | 431                           | 129                                 | 200                           | 30                                  |
| Sullivan        | 52                            | 28                                  | 41                            | 26                                  | 11                            | 2                                   |
| Tioga           | 33                            | 8                                   | 27                            | 7                                   | 6                             | 1                                   |
| Tompkins        | 42                            | 17                                  | 36                            | 17                                  | 6                             | 0                                   |
| Ulster          | 55                            | 43                                  | 45                            | 33                                  | 10                            | 10                                  |
| Warren          | 6                             | 7                                   | 6                             | 7                                   | 0                             | 0                                   |
| Washington      | 3                             | 6                                   | 2                             | 5                                   | 1                             | 1                                   |
| Wayne           | 36                            | 11                                  | 27                            | 10                                  | 9                             | 1                                   |
| Westchester     | 735                           | 196                                 | 335                           | 126                                 | 400                           | 70                                  |
| Wyoming         | 14                            | 6                                   | 13                            | 6                                   | 1                             | 0                                   |
| Yates           | 2                             | 6                                   | 1                             | 6                                   | 1                             | 0                                   |

\* Statewide and New York City sanction rates are estimated from federal disaggregated reporting samples, which are the source of such data used by the U.S. Department of Health and Human Services to determine if a state has met participation goals. Because the sample size is insufficient to permit sanction estimates for non-NYC districts, data for those districts are derived directly from automated systems. Thus, Rest of State and New York City counts may not sum to the statewide total. Estimates are from second quarter FFY 2006 samples.

Table 30  
**TEMPORARY ASSISTANCE CASES WITH EARNED INCOME**  
Cases, Average Gross Earned Income and Average Net Earned Income after Application of Disregards  
July 2006

| Local District | TANF   |                             |                           | Safety Net Assistance - MOE |                             |                           | Safety Net Assistance - Non-MOE |                             |                           |
|----------------|--------|-----------------------------|---------------------------|-----------------------------|-----------------------------|---------------------------|---------------------------------|-----------------------------|---------------------------|
|                | Cases  | Average Gross Earned Income | Average Net Earned Income | Cases                       | Average Gross Earned Income | Average Net Earned Income | Cases                           | Average Gross Earned Income | Average Net Earned Income |
| New York State | 13,805 | \$783                       | \$367                     | 12,272                      | \$769                       | \$349                     | 5,405                           | \$791                       | \$539                     |
| New York City  | 9,154  | 794                         | 372                       | 10,019                      | 756                         | 339                       | 4,781                           | 847                         | 578                       |
| Rest of State  | 4,651  | 760                         | 358                       | 2,253                       | 825                         | 394                       | 624                             | 361                         | 238                       |
| Albany         | 133    | 791                         | 371                       | 61                          | 799                         | 377                       | 11                              | 507                         | 373                       |
| Allegany       | 50     | 682                         | 294                       | 13                          | 759                         | 405                       | 10                              | 231                         | 147                       |
| Broome         | 127    | 709                         | 319                       | 48                          | 848                         | 406                       | 23                              | 293                         | 195                       |
| Cattaraugus    | 41     | 660                         | 302                       | 9                           | 873                         | 415                       | 4                               | 213                         | 123                       |
| Cayuga         | 25     | 761                         | 355                       | 5                           | 927                         | 444                       | 5                               | 288                         | 198                       |
| Chautauqua     | 154    | 684                         | 315                       | 50                          | 745                         | 366                       | 16                              | 166                         | 62                        |
| Chemung        | 118    | 696                         | 318                       | 28                          | 660                         | 303                       | 17                              | 300                         | 161                       |
| Chenango       | 5      | 316                         | 135                       | 1                           | 581                         | 260                       | 3                               | 176                         | 96                        |
| Clinton        | 47     | 678                         | 311                       | 6                           | 684                         | 315                       | 3                               | 491                         | 413                       |
| Columbia       | 10     | 747                         | 348                       | 4                           | 833                         | 394                       | 3                               | 257                         | 167                       |
| Cortland       | 31     | 766                         | 357                       | 9                           | 777                         | 406                       | 7                               | 235                         | 135                       |
| Delaware       | 0      | 0                           | 0                         | 1                           | 877                         | 417                       | 2                               | 262                         | 172                       |
| Dutchess       | 50     | 845                         | 409                       | 14                          | 527                         | 250                       | 8                               | 415                         | 313                       |
| Erie           | 588    | 743                         | 347                       | 322                         | 768                         | 360                       | 63                              | 331                         | 198                       |
| Essex          | 16     | 597                         | 269                       | 0                           | 0                           | 0                         | 1                               | 260                         | 170                       |
| Franklin       | 19     | 702                         | 357                       | 7                           | 701                         | 320                       | 8                               | 290                         | 186                       |
| Fulton         | 8      | 913                         | 430                       | 0                           | 0                           | 0                         | 1                               | 54                          | 0                         |
| Genesee        | 18     | 743                         | 348                       | 6                           | 887                         | 465                       | 0                               | 0                           | 0                         |
| Greene         | 23     | 837                         | 396                       | 8                           | 646                         | 311                       | 4                               | 287                         | 197                       |
| Hamilton       | 3      | 791                         | 372                       | 0                           | 0                           | 0                         | 0                               | 0                           | 0                         |
| Herkimer       | 10     | 714                         | 331                       | 2                           | 868                         | 562                       | 5                               | 269                         | 173                       |
| Jefferson      | 12     | 676                         | 311                       | 8                           | 890                         | 418                       | 12                              | 176                         | 70                        |
| Lewis          | 8      | 501                         | 224                       | 0                           | 0                           | 0                         | 3                               | 121                         | 43                        |
| Livingston     | 29     | 897                         | 425                       | 10                          | 708                         | 329                       | 3                               | 345                         | 255                       |
| Madison        | 9      | 458                         | 195                       | 1                           | 598                         | 269                       | 1                               | 234                         | 76                        |
| Monroe         | 735    | 746                         | 349                       | 544                         | 824                         | 395                       | 149                             | 443                         | 334                       |
| Montgomery     | 22     | 605                         | 273                       | 5                           | 666                         | 305                       | 2                               | 120                         | 43                        |
| Nassau         | 283    | 852                         | 413                       | 110                         | 780                         | 368                       | 18                              | 312                         | 182                       |
| Niagara        | 139    | 668                         | 307                       | 62                          | 757                         | 368                       | 16                              | 201                         | 122                       |
| Oneida         | 192    | 828                         | 436                       | 66                          | 815                         | 385                       | 13                              | 477                         | 402                       |
| Onondaga       | 218    | 791                         | 372                       | 115                         | 873                         | 416                       | 17                              | 357                         | 270                       |
| Ontario        | 54     | 614                         | 277                       | 10                          | 572                         | 257                       | 11                              | 546                         | 370                       |
| Orange         | 115    | 839                         | 398                       | 91                          | 871                         | 414                       | 7                               | 286                         | 167                       |
| Orleans        | 24     | 608                         | 275                       | 10                          | 656                         | 300                       | 5                               | 171                         | 79                        |
| Oswego         | 43     | 642                         | 293                       | 5                           | 770                         | 363                       | 6                               | 211                         | 124                       |
| Otsego         | 5      | 740                         | 344                       | 0                           | 0                           | 0                         | 3                               | 328                         | 246                       |
| Putnam         | 5      | 1,047                       | 530                       | 0                           | 0                           | 0                         | 1                               | 841                         | 751                       |
| Rensselaer     | 96     | 654                         | 298                       | 12                          | 471                         | 344                       | 2                               | 222                         | 132                       |
| Rockland       | 58     | 877                         | 394                       | 71                          | 1,034                       | 497                       | 8                               | 366                         | 185                       |
| St.Lawrence    | 55     | 578                         | 258                       | 17                          | 631                         | 287                       | 14                              | 202                         | 90                        |
| Saratoga       | 1      | 800                         | 376                       | 0                           | 0                           | 0                         | 4                               | 380                         | 330                       |
| Schenectady    | 83     | 810                         | 381                       | 26                          | 786                         | 384                       | 4                               | 231                         | 104                       |
| Schoharie      | 6      | 872                         | 417                       | 1                           | 483                         | 208                       | 1                               | 554                         | 246                       |
| Schuyler       | 12     | 626                         | 284                       | 4                           | 582                         | 302                       | 8                               | 397                         | 163                       |
| Seneca         | 7      | 660                         | 302                       | 0                           | 0                           | 0                         | 1                               | 303                         | 213                       |
| Steuben        | 77     | 676                         | 312                       | 30                          | 744                         | 353                       | 12                              | 206                         | 103                       |
| Suffolk        | 293    | 904                         | 440                       | 170                         | 983                         | 473                       | 48                              | 487                         | 307                       |
| Sullivan       | 42     | 781                         | 365                       | 11                          | 817                         | 389                       | 8                               | 424                         | 284                       |
| Tioga          | 25     | 881                         | 419                       | 3                           | 944                         | 453                       | 1                               | 304                         | 214                       |
| Tompkins       | 41     | 721                         | 318                       | 7                           | 953                         | 457                       | 8                               | 371                         | 285                       |
| Ulster         | 52     | 791                         | 370                       | 16                          | 856                         | 406                       | 5                               | 341                         | 230                       |
| Warren         | 6      | 709                         | 328                       | 0                           | 0                           | 0                         | 0                               | 0                           | 0                         |
| Washington     | 14     | 720                         | 334                       | 2                           | 836                         | 395                       | 2                               | 151                         | 56                        |
| Wayne          | 27     | 703                         | 325                       | 3                           | 685                         | 316                       | 8                               | 220                         | 130                       |
| Westchester    | 363    | 773                         | 366                       | 248                         | 865                         | 413                       | 29                              | 496                         | 266                       |
| Wyoming        | 16     | 806                         | 377                       | 1                           | 789                         | 370                       | 0                               | 0                           | 0                         |
| Yates          | 8      | 789                         | 373                       | 0                           | 0                           | 0                         | 0                               | 0                           | 0                         |