

NEW YORK STATE  
**OFFICE OF TEMPORARY AND DISABILITY ASSISTANCE**  
40 North Pearl Street, Albany, New York 12243-0001

David A. Paterson  
*Governor*

David A. Hansell  
*Commissioner*

---

# Temporary and Disability Assistance Statistics

## DECEMBER 2008

---

### Temporary Assistance

Temporary Assistance: Temporary Assistance recipients totaled 514,382 in December 2008, increasing by 9,283 (+1.8%) from the previous month. Related expenditures totaled \$166,698,833 in December 2008 increasing by approximately \$16.8 million (+11.2%) over November 2008.

### Food Stamps

Food Stamps: Recipients of Food Stamps numbered 2,174,325 in December 2008, increasing by 37,219 (+1.7%) over November 2008. Food Stamps expenditures totaled \$279,788,183 in December 2008, increasing by approximately \$5.4 million (+2.0%) over the previous month.

### Supplemental Security Income

Supplemental Security Income: For December 2008, SSI recipients (including Mental Hygiene) totaled 660,704 decreasing by 2,396 (-0.4%) from the previous month. SSI expenditures in December totaled \$358,130,950 increasing by approximately \$4.7 million (+1.3%) from November 2008.

**Child Support Table 20 has been revised.**

**The Calendar Year 2008 Annual Summary begins on page 32 of this issue.**

Date Revised February 09, 2009

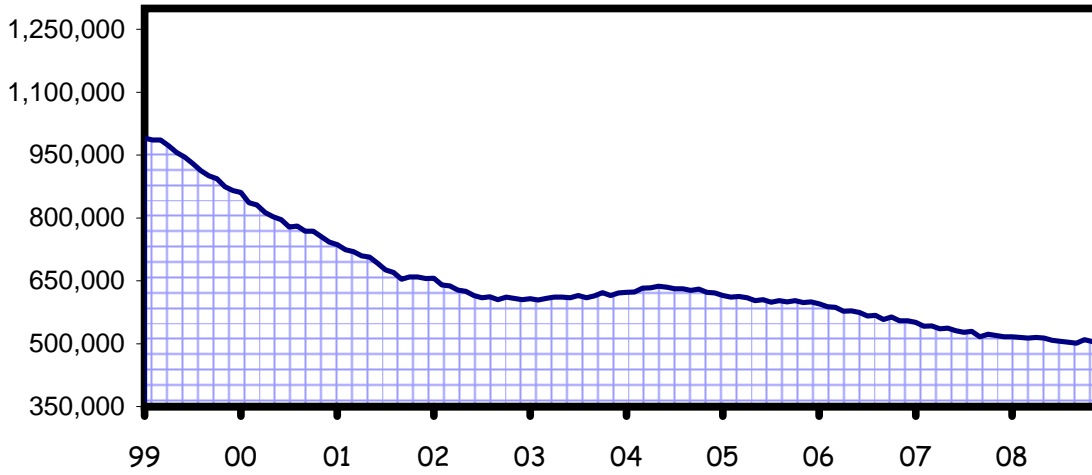
# Table of Contents

| Graphs  |   |    |
|---|---|----|
|   | Total Temporary Assistance Recipients, January 1999 to Present  | 4  |
|   | Food Stamp Persons, January 1999 to Present   | 4  |
|   | Supplemental Security Income Persons, January 1999 to Present   | 4  |
| Temporary Assistance and SSI Summary                    |   |    |
| <b>Table 1:</b>   | Total TA, Family Assistance-FP, Safety Net Assistance and SSI Cases by Region   | 5  |
| <b>Table 2:</b>   | Total TA, Family Assistance-FP, Safety Net Assistance and SSI Recipients by Region                                      | 5  |
| <b>Table 3:</b>   | Total TA, Family Assistance-FP, Safety Net Assistance and SSI Expenditures by Region                                    | 5  |
| Temporary Assistance by Program Area                    |   |    |
| <b>Table 4:</b>   | TA Year to Year Monthly Comparison Cases, Recipients and Expenditures   | 6  |
| <b>Table 5:</b>   | TA Cases, Recipients, Children, Adults and Expenditures   | 7  |
| <b>Table 6:</b>   | Family Assistance Cases-FP, Recipients, Children, Adults and Expenditures   | 8  |
| <b>Table 7:</b>   | Safety Net Assistance Cases, Recipients, Children, Adults and Expenditures  | 9  |
| Temporary Assistance by Funding Source and Program Area |   |    |
| <b>Table 8:</b>   | TA by Funding Source (Temporary Assistance to Needy Families (TANF) and Non-TANF) Cases, Recipients and Expenditures    | 10 |
| <b>Table 9:</b>   | TANF by Program (Family Assistance and Safety Net Assistance-FP) Cases, Recipients, Children, Adults and Expenditures   | 11 |
| <b>Table 10:</b>  | Safety Net Assistance-FNP and Family Assistance-FNP Cases, Recipients, Children, Adults and Expenditures                | 12 |
| <b>Table 11:</b>  | Safety Net Assistance-FNP by Maintenance of Effort Status Cases, Recipients, Children, Adults and Expenditures          | 13 |
| <b>Table 12:</b>  | Safety Net Assistance-FNP Cash Total Cases, Recipients, Children, Adults and Expenditures                               | 14 |
| <b>Table 13:</b>  | Safety Net Assistance-FNP Cash by Maintenance of Effort Status Cases, Recipients, Children, Adults and Expenditures     | 15 |
| <b>Table 14:</b>  | Safety Net Assistance-FNP Non-Cash Total Cases, Recipients, Children, Adults and Expenditures                           | 16 |
| <b>Table 15:</b>  | Safety Net Assistance-FNP Non-Cash by Maintenance of Effort Status Cases, Recipients, Children, Adults and Expenditures | 17 |
| Food Stamps   |   |    |
| <b>Table 16:</b>  | Food Stamp Households, Persons and Value of Food Stamp Benefits   | 18 |
| Supplemental Security Income                            |   |    |
| <b>Table 17:</b>  | SSI Recipients, Total Program Expenditures and State and Federal Shares   | 19 |
| <b>Table 18:</b>  | SSI Recipients by Living Arrangement and Location   | 20 |
| <b>Table 19:</b>  | SSI Recipients by Living Arrangement and Category of Assistance   | 20 |

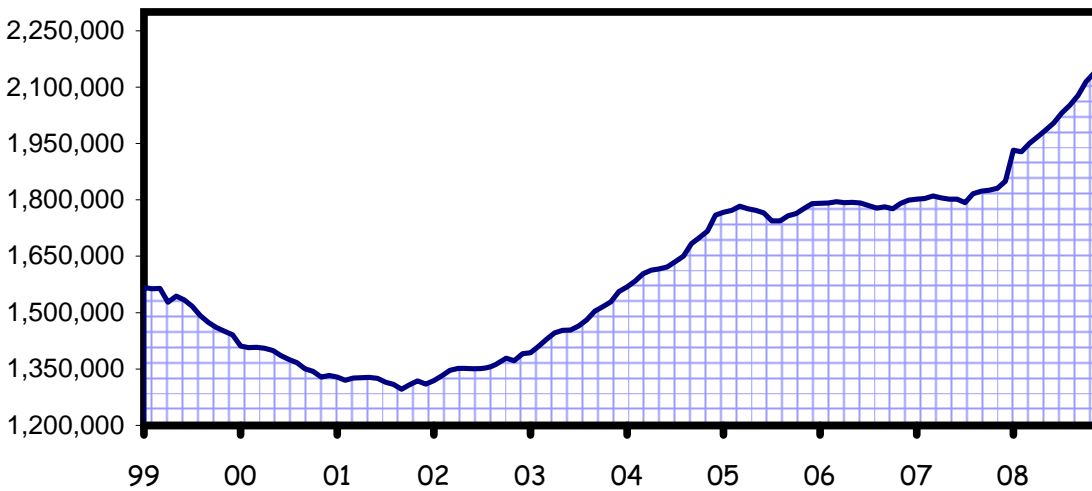
# Table of Contents

| Child Support  |    |
|--|----|
| <b>Table 20:</b> Child Support Collections (IV-D)  | 21 |
| Aggregate Claims   |    |
| <b>Table 21:</b> Aggregate Claims – Temporary Assistance                                     | 22 |
| <b>Table 22:</b> Aggregate Claims – TANF   | 23 |
| <b>Table 23:</b> Aggregate Claims – MOE  | 24 |
| <b>Table 24:</b> Aggregate Claims – Non-MOE and FA-FNP                                       | 25 |
| Home Energy Assistance Program   |    |
| <b>Table 25:</b> Home Energy Assistance Program  | 26 |
| <b>Table 26:</b> Home Energy Assistance Program – Non Emergency                              | 27 |
| <b>Table 27:</b> Home Energy Assistance Program – Emergency                                  | 28 |
| Welfare To Work Statistical Tables   |    |
| <b>Table 28:</b> All Families Work Participation Rates                                       | 29 |
| <b>Table 29:</b> Work Sanction Status in Federal All Families Work Participation Calculation | 30 |
| <b>Table 30:</b> Temporary Assistance Cases With Earned Income                               | 31 |

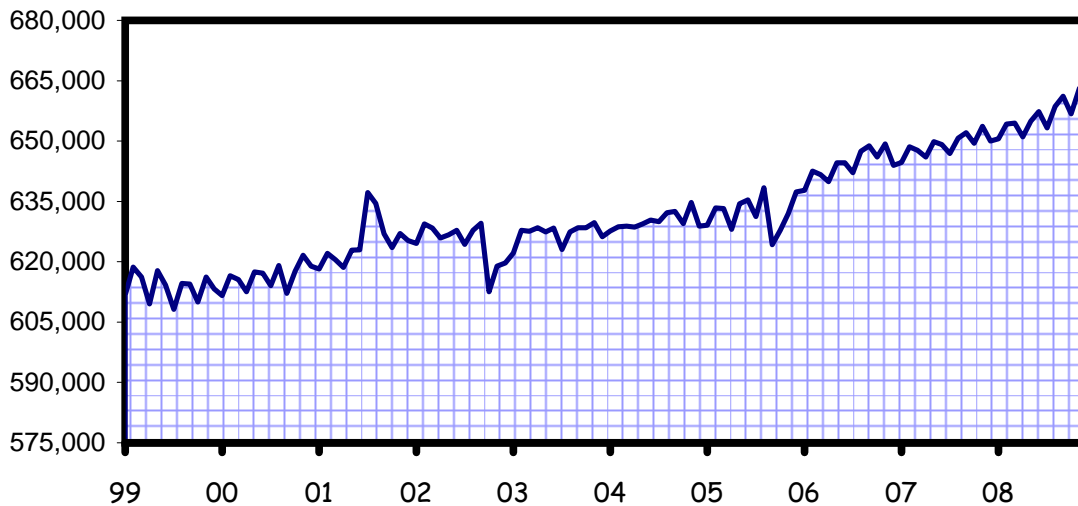
**NEW YORK STATE  
JANUARY 1999 - DECEMBER 2008  
TEN YEAR TREND  
TEMPORARY ASSISTANCE RECIPIENTS**



**FOOD STAMPS RECIPIENTS**



**SSI RECIPIENTS  
(INCLUDING MENTAL HYGIENE)**



SELECTED SUMMARY PROGRAM DATA  
BY REGION

Table 1  
TEMPORARY AND DISABILITY ASSISTANCE CASES  
December 2008

| Region         | Cases                           |                      |                       |                              |             |
|----------------|---------------------------------|----------------------|-----------------------|------------------------------|-------------|
|                | Temporary Assistance by Program |                      |                       | Supplemental Security Income | Food Stamps |
|                | Total                           | Family Assistance-FP | Safety Net Assistance |                              |             |
| New York State | 269,528                         | 109,945              | 159,583               | 652,806                      | 1,149,034   |
| New York City  | 181,237                         | 68,840               | 112,397               | 411,248                      | 732,798     |
| Rest of State  | 88,291                          | 41,105               | 47,186                | 241,558                      | 416,236     |

Table 2  
TEMPORARY AND DISABILITY ASSISTANCE RECIPIENTS  
December 2008

| Region         | Recipients                      |                      |                       |                              |             |
|----------------|---------------------------------|----------------------|-----------------------|------------------------------|-------------|
|                | Temporary Assistance by Program |                      |                       | Supplemental Security Income | Food Stamps |
|                | Total                           | Family Assistance-FP | Safety Net Assistance |                              |             |
| New York State | 514,382                         | 245,157              | 269,225               | 652,806                      | 2,174,325   |
| New York City  | 341,241                         | 151,851              | 189,390               | 411,248                      | 1,348,073   |
| Rest of State  | 173,141                         | 93,306               | 79,835                | 241,558                      | 826,252     |

Table 3  
TEMPORARY AND DISABILITY ASSISTANCE EXPENDITURES  
December 2008

| Region         | Expenditures                    |                      |                       |                              |               |
|----------------|---------------------------------|----------------------|-----------------------|------------------------------|---------------|
|                | Temporary Assistance by Program |                      |                       | Supplemental Security Income | Food Stamps   |
|                | Total                           | Family Assistance-FP | Safety Net Assistance |                              |               |
| New York State | \$166,698,833                   | \$71,097,910         | \$95,600,923          | \$354,952,392                | \$279,788,183 |
| New York City  | 112,613,000                     | 45,289,000           | 67,324,000            | 225,298,945                  | 182,176,244   |
| Rest of State  | 54,085,833                      | 25,808,910           | 28,276,923            | 129,653,447                  | 97,611,939    |

Note: SSI data listed here do not include Mental Hygiene data. See Tables 17 - 19 for total SSI data.

Table 4  
**TEMPORARY ASSISTANCE**  
 Year to Year Monthly Comparison by Local District  
 Cases, Recipients and Expenditures  
 December 2008

| Local District | December 2008 |            |                | December 2007 |            |                | December 2006 |            |                |
|----------------|---------------|------------|----------------|---------------|------------|----------------|---------------|------------|----------------|
|                | Cases         | Recipients | Expenditures   | Cases         | Recipients | Expenditures   | Cases         | Recipients | Expenditures   |
| New York State | 269,528       | 514,382    | \$ 166,698,833 | 266,474       | 516,298    | \$ 160,080,182 | 281,905       | 554,998    | \$ 154,847,028 |
| New York City* | 181,237       | 341,241    | 112,613,000    | 181,386       | 348,414    | 101,812,000    | 194,077       | 379,539    | 103,526,000    |
| Rest of State  | 88,291        | 173,141    | 54,085,833     | 85,088        | 167,884    | 58,268,182     | 87,828        | 175,459    | 51,321,028     |
| Albany         | 2,719         | 5,735      | 1,741,094      | 2,680         | 5,497      | 1,884,973      | 2,665         | 5,572      | 1,644,418      |
| Allegany       | 460           | 931        | 200,573        | 473           | 938        | 253,203        | 486           | 1,018      | 196,972        |
| Broome         | 2,793         | 5,308      | 1,562,067      | 2,614         | 4,939      | 1,580,761      | 2,548         | 5,127      | 1,217,944      |
| Cattaraugus    | 479           | 845        | 241,597        | 507           | 915        | 341,619        | 616           | 1,130      | 264,874        |
| Cayuga         | 433           | 871        | 218,530        | 456           | 897        | 270,938        | 501           | 1,012      | 232,110        |
| Chautauqua     | 1,886         | 3,857      | 931,292        | 1,795         | 3,704      | 1,093,847      | 1,902         | 4,016      | 992,257        |
| Chemung        | 1,032         | 2,037      | 505,325        | 1,224         | 2,551      | 904,206        | 1,407         | 2,890      | 659,723        |
| Chenango       | 325           | 615        | 178,832        | 253           | 457        | 189,158        | 206           | 372        | 97,208         |
| Clinton        | 984           | 1,790      | 481,008        | 874           | 1,589      | 417,077        | 829           | 1,492      | 378,306        |
| Columbia       | 376           | 700        | 229,615        | 323           | 616        | 147,507        | 294           | 530        | 151,236        |
| Cortland       | 453           | 886        | 245,349        | 438           | 885        | 220,731        | 462           | 974        | 261,309        |
| Delaware       | 188           | 307        | 92,418         | 171           | 266        | 101,257        | 136           | 212        | 51,917         |
| Dutchess       | 1,299         | 2,404      | 922,725        | 1,258         | 2,212      | 932,340        | 1,175         | 2,135      | 834,342        |
| Erie           | 11,862        | 24,487     | 5,648,704      | 12,076        | 24,837     | 7,302,970      | 12,999        | 26,597     | 6,445,097      |
| Essex          | 130           | 213        | 45,137         | 133           | 241        | 77,568         | 191           | 366        | 95,840         |
| Franklin       | 345           | 660        | 175,346        | 339           | 683        | 306,311        | 344           | 716        | 152,176        |
| Fulton         | 309           | 492        | 161,699        | 306           | 477        | 218,648        | 307           | 533        | 162,541        |
| Genesee        | 320           | 582        | 164,994        | 336           | 603        | 184,247        | 337           | 667        | 167,751        |
| Greene         | 438           | 846        | 281,993        | 384           | 792        | 219,399        | 381           | 767        | 188,908        |
| Hamilton       | 13            | 24         | 4,647          | 7             | 14         | 2,505          | 10            | 23         | 5,287          |
| Herkimer       | 436           | 715        | 208,433        | 363           | 609        | 196,040        | 333           | 552        | 180,370        |
| Jefferson      | 605           | 958        | 460,791        | 570           | 938        | 363,559        | 674           | 1,130      | 370,963        |
| Lewis          | 79            | 128        | 37,494         | 92            | 150        | 66,479         | 107           | 202        | 42,402         |
| Livingston     | 467           | 803        | 238,086        | 371           | 596        | 197,062        | 437           | 781        | 198,596        |
| Madison        | 277           | 544        | 130,661        | 207           | 361        | 164,771        | 223           | 378        | 101,595        |
| Monroe         | 14,202        | 28,531     | 7,442,116      | 14,222        | 29,115     | 8,339,488      | 14,238        | 29,496     | 6,532,514      |
| Montgomery     | 440           | 923        | 216,297        | 380           | 816        | 216,794        | 360           | 710        | 197,412        |
| Nassau         | 5,329         | 9,914      | 4,258,981      | 4,755         | 8,936      | 3,876,968      | 4,734         | 8,969      | 3,500,928      |
| Niagara        | 2,357         | 4,349      | 1,054,319      | 2,223         | 4,231      | 1,385,586      | 2,212         | 4,394      | 993,794        |
| Oneida         | 2,452         | 5,861      | 1,232,875      | 2,421         | 5,671      | 1,227,974      | 2,345         | 5,491      | 1,232,620      |
| Onondaga       | 5,117         | 10,437     | 2,563,950      | 4,571         | 9,366      | 3,276,324      | 5,195         | 10,480     | 2,400,494      |
| Ontario        | 679           | 1,157      | 353,368        | 656           | 1,187      | 382,411        | 724           | 1,330      | 366,114        |
| Orange         | 2,285         | 4,969      | 1,836,875      | 2,080         | 4,684      | 1,759,145      | 2,039         | 4,509      | 1,330,876      |
| Orleans        | 508           | 956        | 241,437        | 446           | 843        | 234,528        | 442           | 897        | 220,121        |
| Oswego         | 833           | 1,648      | 428,721        | 779           | 1,544      | 383,962        | 823           | 1,692      | 386,165        |
| Otsego         | 146           | 212        | 96,681         | 157           | 242        | 110,579        | 153           | 248        | 106,604        |
| Putnam         | 73            | 103        | 44,614         | 87            | 124        | 54,391         | 100           | 126        | 61,293         |
| Rensselaer     | 1,284         | 3,003      | 760,251        | 1,351         | 3,148      | 697,702        | 1,437         | 3,374      | 858,687        |
| Rockland       | 1,228         | 2,351      | 806,623        | 1,200         | 2,315      | 912,368        | 1,105         | 2,281      | 669,028        |
| St.Lawrence    | 991           | 2,040      | 447,412        | 913           | 1,831      | 434,364        | 950           | 1,920      | 414,034        |
| Saratoga       | 358           | 476        | 214,177        | 336           | 453        | 190,608        | 344           | 470        | 175,650        |
| Schenectady    | 1,198         | 2,419      | 758,895        | 1,227         | 2,507      | 779,595        | 1,270         | 2,635      | 791,630        |
| Schoharie      | 114           | 213        | 71,768         | 99            | 158        | 86,190         | 113           | 186        | 57,028         |
| Schuyler       | 160           | 336        | 78,456         | 145           | 279        | 64,260         | 164           | 314        | 71,717         |
| Seneca         | 132           | 224        | 62,545         | 109           | 195        | 49,431         | 133           | 205        | 51,928         |
| Steuben        | 732           | 1,398      | 349,923        | 816           | 1,587      | 512,199        | 1,006         | 1,985      | 490,984        |
| Suffolk        | 7,405         | 13,311     | 5,669,467      | 6,875         | 12,033     | 5,494,243      | 7,299         | 12,989     | 5,274,142      |
| Sullivan       | 962           | 1,822      | 673,450        | 667           | 1,303      | 571,176        | 728           | 1,469      | 399,785        |
| Tioga          | 335           | 574        | 168,477        | 300           | 590        | 134,798        | 298           | 581        | 155,468        |
| Tompkins       | 741           | 1,342      | 416,140        | 720           | 1,335      | 438,604        | 788           | 1,493      | 477,304        |
| Ulster         | 1,383         | 2,421      | 919,337        | 1,302         | 2,370      | 1,002,493      | 1,202         | 2,260      | 722,058        |
| Warren         | 274           | 426        | 213,691        | 221           | 343        | 143,694        | 199           | 297        | 113,987        |
| Washington     | 363           | 592        | 282,611        | 380           | 632        | 271,860        | 376           | 583        | 254,294        |
| Wayne          | 513           | 857        | 266,922        | 521           | 882        | 305,122        | 540           | 927        | 245,202        |
| Westchester    | 6,720         | 13,064     | 6,922,250      | 6,590         | 12,890     | 7,143,591      | 6,635         | 13,389     | 7,535,866      |
| Wyoming        | 170           | 291        | 70,969         | 185           | 327        | 98,171         | 199           | 365        | 89,757         |
| Yates          | 99            | 183        | 53,825         | 104           | 180        | 52,387         | 107           | 202        | 49,402         |

\* Expenditures partially estimated.

Table 5  
**TEMPORARY ASSISTANCE**  
Cases, Recipients, Children, Adults and Expenditures by Local District  
December 2008

| Local District | Temporary Assistance |            |          |         |               |
|----------------|----------------------|------------|----------|---------|---------------|
|                | Cases                | Recipients | Children | Adults  | Expenditures  |
| New York State | 269,528              | 514,382    | 287,843  | 226,539 | \$166,698,833 |
| New York City* | 181,237              | 341,241    | 186,678  | 154,563 | 112,613,000   |
| Rest of State  | 88,291               | 173,141    | 101,165  | 71,976  | 54,085,833    |
| Albany         | 2,719                | 5,735      | 3,420    | 2,315   | 1,741,094     |
| Allegany       | 460                  | 931        | 562      | 369     | 200,573       |
| Broome         | 2,793                | 5,308      | 3,007    | 2,301   | 1,562,067     |
| Cattaraugus    | 479                  | 845        | 543      | 302     | 241,597       |
| Cayuga         | 433                  | 871        | 542      | 329     | 218,530       |
| Chautauqua     | 1,886                | 3,857      | 2,315    | 1,542   | 931,292       |
| Chemung        | 1,032                | 2,037      | 1,312    | 725     | 505,325       |
| Chenango       | 325                  | 615        | 370      | 245     | 178,832       |
| Clinton        | 984                  | 1,790      | 983      | 807     | 481,008       |
| Columbia       | 376                  | 700        | 388      | 312     | 229,615       |
| Cortland       | 453                  | 886        | 474      | 412     | 245,349       |
| Delaware       | 188                  | 307        | 176      | 131     | 92,418        |
| Dutchess       | 1,299                | 2,404      | 1,427    | 977     | 922,725       |
| Erie           | 11,862               | 24,487     | 14,865   | 9,622   | 5,648,704     |
| Essex          | 130                  | 213        | 111      | 102     | 45,137        |
| Franklin       | 345                  | 660        | 371      | 289     | 175,346       |
| Fulton         | 309                  | 492        | 254      | 238     | 161,699       |
| Genesee        | 320                  | 582        | 338      | 244     | 164,994       |
| Greene         | 438                  | 846        | 444      | 402     | 281,993       |
| Hamilton       | 13                   | 24         | 10       | 14      | 4,647         |
| Herkimer       | 436                  | 715        | 386      | 329     | 208,433       |
| Jefferson      | 605                  | 958        | 513      | 445     | 460,791       |
| Lewis          | 79                   | 128        | 72       | 56      | 37,494        |
| Livingston     | 467                  | 803        | 377      | 426     | 238,086       |
| Madison        | 277                  | 544        | 337      | 207     | 130,661       |
| Monroe         | 14,202               | 28,531     | 16,578   | 11,953  | 7,442,116     |
| Montgomery     | 440                  | 923        | 534      | 389     | 216,297       |
| Nassau         | 5,329                | 9,914      | 5,415    | 4,499   | 4,258,981     |
| Niagara        | 2,357                | 4,349      | 2,411    | 1,938   | 1,054,319     |
| Oneida         | 2,452                | 5,861      | 3,654    | 2,207   | 1,232,875     |
| Onondaga       | 5,117                | 10,437     | 6,492    | 3,945   | 2,563,950     |
| Ontario        | 679                  | 1,157      | 639      | 518     | 353,368       |
| Orange         | 2,285                | 4,969      | 3,120    | 1,849   | 1,836,875     |
| Orleans        | 508                  | 956        | 545      | 411     | 241,437       |
| Oswego         | 833                  | 1,648      | 1,026    | 622     | 428,721       |
| Otsego         | 146                  | 212        | 118      | 94      | 96,681        |
| Putnam         | 73                   | 103        | 56       | 47      | 44,614        |
| Rensselaer     | 1,284                | 3,003      | 1,885    | 1,118   | 760,251       |
| Rockland       | 1,228                | 2,351      | 1,456    | 895     | 806,623       |
| St.Lawrence    | 991                  | 2,040      | 1,179    | 861     | 447,412       |
| Saratoga       | 358                  | 476        | 274      | 202     | 214,177       |
| Schenectady    | 1,198                | 2,419      | 1,578    | 841     | 758,895       |
| Schoharie      | 114                  | 213        | 134      | 79      | 71,768        |
| Schuyler       | 160                  | 336        | 190      | 146     | 78,456        |
| Seneca         | 132                  | 224        | 127      | 97      | 62,545        |
| Steuben        | 732                  | 1,398      | 791      | 607     | 349,923       |
| Suffolk        | 7,405                | 13,311     | 7,029    | 6,282   | 5,669,467     |
| Sullivan       | 962                  | 1,822      | 980      | 842     | 673,450       |
| Tioga          | 335                  | 574        | 341      | 233     | 168,477       |
| Tompkins       | 741                  | 1,342      | 671      | 671     | 416,140       |
| Ulster         | 1,383                | 2,421      | 1,313    | 1,108   | 919,337       |
| Warren         | 274                  | 426        | 221      | 205     | 213,691       |
| Washington     | 363                  | 592        | 321      | 271     | 282,611       |
| Wayne          | 513                  | 857        | 487      | 370     | 266,922       |
| Westchester    | 6,720                | 13,064     | 7,726    | 5,338   | 6,922,250     |
| Wyoming        | 170                  | 291        | 158      | 133     | 70,969        |
| Yates          | 99                   | 183        | 119      | 64      | 53,825        |

\* Expenditures partially estimated.

Table 6  
**FAMILY ASSISTANCE-FP**  
Cases, Recipients, Children, Adults and Expenditures by Local District  
December 2008

| Local District | Family Assistance-FP |            |          |        |              |
|----------------|----------------------|------------|----------|--------|--------------|
|                | Cases                | Recipients | Children | Adults | Expenditures |
| New York State | 109,945              | 245,157    | 185,128  | 60,029 | \$71,097,910 |
| New York City* | 68,840               | 151,851    | 114,673  | 37,178 | 45,289,000   |
| Rest of State  | 41,105               | 93,306     | 70,455   | 22,851 | 25,808,910   |
| Albany         | 1,393                | 3,236      | 2,331    | 905    | 810,297      |
| Allegany       | 245                  | 532        | 398      | 134    | 103,307      |
| Broome         | 1,284                | 2,812      | 2,096    | 716    | 771,783      |
| Cattaraugus    | 241                  | 496        | 424      | 72     | 124,542      |
| Cayuga         | 233                  | 542        | 418      | 124    | 113,846      |
| Chautauqua     | 953                  | 2,202      | 1,648    | 554    | 494,432      |
| Chemung        | 539                  | 1,207      | 960      | 247    | 262,052      |
| Chenango       | 192                  | 423        | 326      | 97     | 109,483      |
| Clinton        | 502                  | 1,090      | 793      | 297    | 240,116      |
| Columbia       | 192                  | 437        | 319      | 118    | 109,673      |
| Cortland       | 226                  | 522        | 368      | 154    | 135,038      |
| Delaware       | 111                  | 219        | 168      | 51     | 51,852       |
| Dutchess       | 666                  | 1,491      | 1,150    | 341    | 469,786      |
| Erie           | 5,412                | 12,384     | 9,499    | 2,885  | 2,734,749    |
| Essex          | 64                   | 125        | 94       | 31     | 16,275       |
| Franklin       | 159                  | 316        | 241      | 75     | 69,164       |
| Fulton         | 134                  | 264        | 210      | 54     | 65,281       |
| Genesee        | 158                  | 354        | 275      | 79     | 75,515       |
| Greene         | 206                  | 485        | 337      | 148    | 117,950      |
| Hamilton       | 9                    | 20         | 10       | 10     | 3,587        |
| Herkimer       | 210                  | 410        | 309      | 101    | 107,633      |
| Jefferson      | 257                  | 527        | 432      | 95     | 172,344      |
| Lewis          | 37                   | 75         | 58       | 17     | 19,515       |
| Livingston     | 196                  | 444        | 302      | 142    | 104,170      |
| Madison        | 175                  | 407        | 302      | 105    | 87,366       |
| Monroe         | 6,201                | 14,432     | 10,650   | 3,782  | 3,482,703    |
| Montgomery     | 237                  | 592        | 432      | 160    | 111,229      |
| Nassau         | 2,363                | 5,443      | 3,998    | 1,445  | 2,155,678    |
| Niagara        | 1,066                | 2,383      | 1,761    | 622    | 501,408      |
| Oneida         | 1,181                | 2,991      | 2,264    | 727    | 604,333      |
| Onondaga       | 2,592                | 5,820      | 4,493    | 1,327  | 1,341,955    |
| Ontario        | 334                  | 675        | 507      | 168    | 153,292      |
| Orange         | 1,184                | 2,931      | 2,261    | 670    | 987,656      |
| Orleans        | 231                  | 516        | 386      | 130    | 116,181      |
| Oswego         | 477                  | 1,076      | 819      | 257    | 234,813      |
| Otsego         | 70                   | 124        | 104      | 20     | 31,766       |
| Putnam         | 36                   | 57         | 50       | 7      | 18,425       |
| Rensselaer     | 822                  | 1,946      | 1,355    | 591    | 446,103      |
| Rockland       | 578                  | 1,189      | 992      | 197    | 376,941      |
| St. Lawrence   | 516                  | 1,159      | 843      | 316    | 242,474      |
| Saratoga       | 164                  | 260        | 245      | 15     | 67,435       |
| Schenectady    | 637                  | 1,419      | 1,136    | 283    | 358,200      |
| Schoharie      | 64                   | 151        | 123      | 28     | 38,857       |
| Schuyler       | 83                   | 198        | 142      | 56     | 44,171       |
| Seneca         | 66                   | 140        | 108      | 32     | 31,488       |
| Steuben        | 345                  | 783        | 579      | 204    | 167,992      |
| Suffolk        | 2,801                | 6,532      | 4,962    | 1,570  | 2,590,078    |
| Sullivan       | 455                  | 1,046      | 749      | 297    | 290,645      |
| Tioga          | 200                  | 403        | 307      | 96     | 98,198       |
| Tompkins       | 322                  | 695        | 483      | 212    | 179,628      |
| Ulster         | 683                  | 1,422      | 1,036    | 386    | 446,632      |
| Warren         | 130                  | 261        | 201      | 60     | 98,037       |
| Washington     | 162                  | 359        | 282      | 77     | 100,646      |
| Wayne          | 245                  | 513        | 405      | 108    | 143,429      |
| Westchester    | 2,929                | 6,475      | 5,086    | 1,389  | 2,915,655    |
| Wyoming        | 88                   | 186        | 136      | 50     | 36,104       |
| Yates          | 49                   | 109        | 92       | 17     | 27,002       |

\* Expenditures partially estimated.



Table 7  
SAFETY NET ASSISTANCE\*  
Cases, Recipients, Children, Adults and Expenditures by Local District  
December 2008

| Local District  | Safety Net Assistance |            |          |         |              |
|-----------------|-----------------------|------------|----------|---------|--------------|
|                 | Cases                 | Recipients | Children | Adults  | Expenditures |
| New York State  | 159,583               | 269,225    | 102,715  | 166,510 | \$95,600,923 |
| New York City** | 112,397               | 189,390    | 72,005   | 117,385 | 67,324,000   |
| Rest of State   | 47,186                | 79,835     | 30,710   | 49,125  | 28,276,923   |
| Albany          | 1,326                 | 2,499      | 1,089    | 1,410   | 930,797      |
| Allegany        | 215                   | 399        | 164      | 235     | 97,266       |
| Broome          | 1,509                 | 2,496      | 911      | 1,585   | 790,284      |
| Cattaraugus     | 238                   | 349        | 119      | 230     | 117,055      |
| Cayuga          | 200                   | 329        | 124      | 205     | 104,684      |
| Chautauqua      | 933                   | 1,655      | 667      | 988     | 436,860      |
| Chemung         | 493                   | 830        | 352      | 478     | 243,273      |
| Chenango        | 133                   | 192        | 44       | 148     | 69,349       |
| Clinton         | 482                   | 700        | 190      | 510     | 240,892      |
| Columbia        | 184                   | 263        | 69       | 194     | 119,942      |
| Cortland        | 227                   | 364        | 106      | 258     | 110,311      |
| Delaware        | 77                    | 88         | 8        | 80      | 40,566       |
| Dutchess        | 633                   | 913        | 277      | 636     | 452,939      |
| Erie            | 6,450                 | 12,103     | 5,366    | 6,737   | 2,913,955    |
| Essex           | 66                    | 88         | 17       | 71      | 28,862       |
| Franklin        | 186                   | 344        | 130      | 214     | 106,182      |
| Fulton          | 175                   | 228        | 44       | 184     | 96,418       |
| Genesee         | 162                   | 228        | 63       | 165     | 89,479       |
| Greene          | 232                   | 361        | 107      | 254     | 164,043      |
| Hamilton        | 4                     | 4          | 0        | 4       | 1,060        |
| Herkimer        | 226                   | 305        | 77       | 228     | 100,800      |
| Jefferson       | 348                   | 431        | 81       | 350     | 288,447      |
| Lewis           | 42                    | 53         | 14       | 39      | 17,979       |
| Livingston      | 271                   | 359        | 75       | 284     | 133,916      |
| Madison         | 102                   | 137        | 35       | 102     | 43,295       |
| Monroe          | 8,001                 | 14,099     | 5,928    | 8,171   | 3,959,413    |
| Montgomery      | 203                   | 331        | 102      | 229     | 105,068      |
| Nassau          | 2,966                 | 4,471      | 1,417    | 3,054   | 2,103,303    |
| Niagara         | 1,291                 | 1,966      | 650      | 1,316   | 552,911      |
| Oneida          | 1,271                 | 2,870      | 1,390    | 1,480   | 628,542      |
| Onondaga        | 2,525                 | 4,617      | 1,999    | 2,618   | 1,221,995    |
| Ontario         | 345                   | 482        | 132      | 350     | 200,076      |
| Orange          | 1,101                 | 2,038      | 859      | 1,179   | 849,219      |
| Orleans         | 277                   | 440        | 159      | 281     | 125,256      |
| Oswego          | 356                   | 572        | 207      | 365     | 193,908      |
| Otsego          | 76                    | 88         | 14       | 74      | 64,915       |
| Putnam          | 37                    | 46         | 6        | 40      | 26,189       |
| Rensselaer      | 462                   | 1,057      | 530      | 527     | 314,148      |
| Rockland        | 650                   | 1,162      | 464      | 698     | 429,682      |
| St. Lawrence    | 475                   | 881        | 336      | 545     | 204,938      |
| Saratoga        | 194                   | 216        | 29       | 187     | 146,742      |
| Schenectady     | 561                   | 1,000      | 442      | 558     | 400,695      |
| Schoharie       | 50                    | 62         | 11       | 51      | 32,911       |
| Schuyler        | 77                    | 138        | 48       | 90      | 34,285       |
| Seneca          | 66                    | 84         | 19       | 65      | 31,057       |
| Steuben         | 387                   | 615        | 212      | 403     | 181,931      |
| Suffolk         | 4,604                 | 6,779      | 2,067    | 4,712   | 3,079,389    |
| Sullivan        | 507                   | 776        | 231      | 545     | 382,805      |
| Tioga           | 135                   | 171        | 34       | 137     | 70,279       |
| Tompkins        | 419                   | 647        | 188      | 459     | 236,512      |
| Ulster          | 700                   | 999        | 277      | 722     | 472,705      |
| Warren          | 144                   | 165        | 20       | 145     | 115,654      |
| Washington      | 201                   | 233        | 39       | 194     | 181,965      |
| Wayne           | 268                   | 344        | 82       | 262     | 123,493      |
| Westchester     | 3,791                 | 6,589      | 2,640    | 3,949   | 4,006,595    |
| Wyoming         | 82                    | 105        | 22       | 83      | 34,865       |
| Yates           | 50                    | 74         | 27       | 47      | 26,823       |

\* Includes Federally Non-Participating Family Assistance cases (non-disabled two-parent FA cases).

\*\* Expenditures partially estimated.

Table 8  
**TEMPORARY ASSISTANCE BY FUNDING SOURCE**  
 Cases, Recipients and Expenditures by Local District  
 December 2008

| Local District | Total   |            |               | Federally Participating-TANF<br>Family Assistance and Safety Net FP |            |              | Federally Non-Participating<br>Safety Net Assistance-FNP<br>and Family Assistance-FNP |            |              |
|----------------|---------|------------|---------------|---|------------|--------------|---|------------|--------------|
|                | Cases   | Recipients | Expenditures  | Cases   | Recipients | Expenditures | Cases   | Recipients | Expenditures |
| New York State | 269,528 | 514,382    | \$166,698,833 | 111,240   | 248,430    | \$71,923,892 | 158,288   | 265,952    | \$94,774,941 |
| New York City* | 181,237 | 341,241    | 112,613,000   | 69,255  | 152,804    | 45,495,000   | 111,982   | 188,437    | 67,118,000   |
| Rest of State  | 88,291  | 173,141    | 54,085,833    | 41,985  | 95,626     | 26,428,892   | 46,306  | 77,515     | 27,656,941   |
| Albany         | 2,719   | 5,735      | 1,741,094     | 1,425   | 3,317      | 829,073      | 1,294   | 2,418      | 912,021      |
| Allegany       | 460     | 931        | 200,573       | 245   | 532        | 103,307      | 215   | 399        | 97,266       |
| Broome         | 2,793   | 5,308      | 1,562,067     | 1,311   | 2,886      | 789,228      | 1,482   | 2,422      | 772,839      |
| Cattaraugus    | 479     | 845        | 241,597       | 247   | 511        | 126,305      | 232   | 334        | 115,292      |
| Cayuga         | 433     | 871        | 218,530       | 238   | 553        | 117,105      | 195   | 318        | 101,425      |
| Chautauqua     | 1,886   | 3,857      | 931,292       | 959   | 2,221      | 497,136      | 927   | 1,636      | 434,156      |
| Chemung        | 1,032   | 2,037      | 505,325       | 558   | 1,256      | 272,098      | 474   | 781        | 233,227      |
| Chenango       | 325     | 615        | 178,832       | 192   | 423        | 109,483      | 133   | 192        | 69,349       |
| Clinton        | 984     | 1,790      | 481,008       | 513   | 1,113      | 245,141      | 471   | 677        | 235,867      |
| Columbia       | 376     | 700        | 229,615       | 197   | 453        | 112,696      | 179   | 247        | 116,919      |
| Cortland       | 453     | 886        | 245,349       | 227   | 525        | 135,729      | 226   | 361        | 109,620      |
| Delaware       | 188     | 307        | 92,418        | 111   | 219        | 51,852       | 77  | 88         | 40,566       |
| Dutchess       | 1,299   | 2,404      | 922,725       | 679   | 1,525      | 482,694      | 620   | 879        | 440,031      |
| Erie           | 11,862  | 24,487     | 5,648,704     | 5,588   | 12,813     | 2,825,498    | 6,274   | 11,674     | 2,823,206    |
| Essex          | 130     | 213        | 45,137        | 65  | 128        | 16,337       | 65  | 85         | 28,800       |
| Franklin       | 345     | 660        | 175,346       | 161   | 321        | 69,552       | 184   | 339        | 105,794      |
| Fulton         | 309     | 492        | 161,699       | 135   | 266        | 65,281       | 174   | 226        | 96,418       |
| Genesee        | 320     | 582        | 164,994       | 166   | 382        | 80,493       | 154   | 200        | 84,501       |
| Greene         | 438     | 846        | 281,993       | 210   | 495        | 126,535      | 228   | 351        | 155,458      |
| Hamilton       | 13      | 24         | 4,647         | 9   | 20         | 3,587        | 4   | 4          | 1,060        |
| Herkimer       | 436     | 715        | 208,433       | 217   | 428        | 111,709      | 219   | 287        | 96,724       |
| Jefferson      | 605     | 958        | 460,791       | 266   | 545        | 175,469      | 339   | 413        | 285,322      |
| Lewis          | 79      | 128        | 37,494        | 37  | 75         | 19,515       | 42  | 53         | 17,979       |
| Livingston     | 467     | 803        | 238,086       | 205   | 469        | 107,329      | 262   | 334        | 130,757      |
| Madison        | 277     | 544        | 130,661       | 182   | 426        | 91,945       | 95  | 118        | 38,716       |
| Monroe         | 14,202  | 28,531     | 7,442,116     | 6,431   | 15,063     | 3,611,656    | 7,771   | 13,468     | 3,830,460    |
| Montgomery     | 440     | 923        | 216,297       | 248   | 629        | 115,669      | 192   | 294        | 100,628      |
| Nassau         | 5,329   | 9,914      | 4,258,981     | 2,370   | 5,455      | 2,172,262    | 2,959   | 4,459      | 2,086,719    |
| Niagara        | 2,357   | 4,349      | 1,054,319     | 1,098   | 2,467      | 519,172      | 1,259   | 1,882      | 535,147      |
| Oneida         | 2,452   | 5,861      | 1,232,875     | 1,193   | 3,027      | 613,899      | 1,259   | 2,834      | 618,976      |
| Onondaga       | 5,117   | 10,437     | 2,563,950     | 2,609   | 5,854      | 1,355,060    | 2,508   | 4,583      | 1,208,890    |
| Ontario        | 679     | 1,157      | 353,368       | 341   | 694        | 158,406      | 338   | 463        | 194,962      |
| Orange         | 2,285   | 4,969      | 1,836,875     | 1,204   | 2,980      | 1,020,358    | 1,081   | 1,989      | 816,517      |
| Orleans        | 508     | 956        | 241,437       | 240   | 539        | 120,770      | 268   | 417        | 120,667      |
| Oswego         | 833     | 1,648      | 428,721       | 491   | 1,114      | 244,197      | 342   | 534        | 184,524      |
| Otsego         | 146     | 212        | 96,681        | 71  | 127        | 32,090       | 75  | 85         | 64,591       |
| Putnam         | 73      | 103        | 44,614        | 36  | 57         | 18,425       | 37  | 46         | 26,189       |
| Rensselaer     | 1,284   | 3,003      | 760,251       | 841   | 2,000      | 458,261      | 443   | 1,003      | 301,990      |
| Rockland       | 1,228   | 2,351      | 806,623       | 580   | 1,193      | 378,275      | 648   | 1,158      | 428,348      |
| St.Lawrence    | 991     | 2,040      | 447,412       | 518   | 1,162      | 244,902      | 473   | 878        | 202,510      |
| Saratoga       | 358     | 476        | 214,177       | 168   | 273        | 75,422       | 190   | 203        | 138,755      |
| Schenectady    | 1,198   | 2,419      | 758,895       | 641   | 1,430      | 362,770      | 557   | 989        | 396,125      |
| Schoharie      | 114     | 213        | 71,768        | 64  | 151        | 38,857       | 50  | 62         | 32,911       |
| Schuyler       | 160     | 336        | 78,456        | 83  | 198        | 44,171       | 77  | 138        | 34,285       |
| Seneca         | 132     | 224        | 62,545        | 66  | 140        | 31,488       | 66  | 84         | 31,057       |
| Steuben        | 732     | 1,398      | 349,923       | 349   | 792        | 170,788      | 383   | 606        | 179,135      |
| Suffolk        | 7,405   | 13,311     | 5,669,467     | 2,853   | 6,687      | 2,669,939    | 4,552   | 6,624      | 2,999,528    |
| Sullivan       | 962     | 1,822      | 673,450       | 468   | 1,083      | 302,491      | 494   | 739        | 370,959      |
| Tioga          | 335     | 574        | 168,477       | 201   | 404        | 99,240       | 134   | 170        | 69,237       |
| Tompkins       | 741     | 1,342      | 416,140       | 330   | 718        | 183,325      | 411   | 624        | 232,815      |
| Ulster         | 1,383   | 2,421      | 919,337       | 702   | 1,468      | 462,080      | 681   | 953        | 457,257      |
| Warren         | 274     | 426        | 213,691       | 134   | 273        | 99,956       | 140   | 153        | 113,735      |
| Washington     | 363     | 592        | 282,611       | 164   | 368        | 101,991      | 199   | 224        | 180,620      |
| Wayne          | 513     | 857        | 266,922       | 252   | 526        | 148,352      | 261   | 331        | 118,570      |
| Westchester    | 6,720   | 13,064     | 6,922,250     | 2,959   | 6,557      | 2,946,417    | 3,761   | 6,507      | 3,975,833    |
| Wyoming        | 170     | 291        | 70,969        | 88  | 186        | 36,104       | 82  | 105        | 34,865       |
| Yates          | 99      | 183        | 53,825        | 49  | 109        | 27,002       | 50  | 74         | 26,823       |

\* Expenditures partially estimated.

Table 9  
 TEMPORARY ASSISTANCE TO NEEDY FAMILIES (TANF)-FP BY PROGRAM  
 Cases, Recipients, Children, Adults and Expenditures by Local District  
 December 2008

| Local District | Family Assistance-FP |            |          |        |              | Safety Net Assistance-FP |            |          |        |              |
|----------------|----------------------|------------|----------|--------|--------------|--------------------------|------------|----------|--------|--------------|
|                | Cases                | Recipients | Children | Adults | Expenditures | Cases                    | Recipients | Children | Adults | Expenditures |
| New York State | 109,945              | 245,157    | 185,128  | 60,029 | \$71,097,910 | 1,295                    | 3,273      | 1,960    | 1,313  | \$825,982    |
| New York City* | 68,840               | 151,851    | 114,673  | 37,178 | 45,289,000   | 415                      | 953        | 638      | 315    | 206,000      |
| Rest of State  | 41,105               | 93,306     | 70,455   | 22,851 | 25,808,910   | 880                      | 2,320      | 1,322    | 998    | 619,982      |
| Albany         | 1,393                | 3,236      | 2,331    | 905    | 810,297      | 32                       | 81         | 45       | 36     | 18,776       |
| Allegany       | 245                  | 532        | 398      | 134    | 103,307      | 0                        | 0          | 0        | 0      | 0            |
| Broome         | 1,284                | 2,812      | 2,096    | 716    | 771,783      | 27                       | 74         | 41       | 33     | 17,445       |
| Cattaraugus    | 241                  | 496        | 424      | 72     | 124,542      | 6                        | 15         | 10       | 5      | 1,763        |
| Cayuga         | 233                  | 542        | 418      | 124    | 113,846      | 5                        | 11         | 8        | 3      | 3,259        |
| Chautauqua     | 953                  | 2,202      | 1,648    | 554    | 494,432      | 6                        | 19         | 12       | 7      | 2,704        |
| Chemung        | 539                  | 1,207      | 960      | 247    | 262,052      | 19                       | 49         | 27       | 22     | 10,046       |
| Chenango       | 192                  | 423        | 326      | 97     | 109,483      | 0                        | 0          | 0        | 0      | 0            |
| Clinton        | 502                  | 1,090      | 793      | 297    | 240,116      | 11                       | 23         | 11       | 12     | 5,025        |
| Columbia       | 192                  | 437        | 319      | 118    | 109,673      | 5                        | 16         | 11       | 5      | 3,023        |
| Cortland       | 226                  | 522        | 368      | 154    | 135,038      | 1                        | 3          | 2        | 1      | 691          |
| Delaware       | 111                  | 219        | 168      | 51     | 51,852       | 0                        | 0          | 0        | 0      | 0            |
| Dutchess       | 666                  | 1,491      | 1,150    | 341    | 469,786      | 13                       | 34         | 15       | 19     | 12,908       |
| Erie           | 5,412                | 12,384     | 9,499    | 2,885  | 2,734,749    | 176                      | 429        | 242      | 187    | 90,749       |
| Essex          | 64                   | 125        | 94       | 31     | 16,275       | 1                        | 3          | 1        | 2      | 62           |
| Franklin       | 159                  | 316        | 241      | 75     | 69,164       | 2                        | 5          | 3        | 2      | 388          |
| Fulton         | 134                  | 264        | 210      | 54     | 65,281       | 1                        | 2          | 1        | 1      | 0            |
| Genesee        | 158                  | 354        | 275      | 79     | 75,515       | 8                        | 28         | 20       | 8      | 4,978        |
| Greene         | 206                  | 485        | 337      | 148    | 117,950      | 4                        | 10         | 5        | 5      | 8,585        |
| Hamilton       | 9                    | 20         | 10       | 10     | 3,587        | 0                        | 0          | 0        | 0      | 0            |
| Herkimer       | 210                  | 410        | 309      | 101    | 107,633      | 7                        | 18         | 11       | 7      | 4,076        |
| Jefferson      | 257                  | 527        | 432      | 95     | 172,344      | 9                        | 18         | 9        | 9      | 3,125        |
| Lewis          | 37                   | 75         | 58       | 17     | 19,515       | 0                        | 0          | 0        | 0      | 0            |
| Livingston     | 196                  | 444        | 302      | 142    | 104,170      | 9                        | 25         | 15       | 10     | 3,159        |
| Madison        | 175                  | 407        | 302      | 105    | 87,366       | 7                        | 19         | 11       | 8      | 4,579        |
| Monroe         | 6,201                | 14,432     | 10,650   | 3,782  | 3,482,703    | 230                      | 631        | 362      | 269    | 128,953      |
| Montgomery     | 237                  | 592        | 432      | 160    | 111,229      | 11                       | 37         | 22       | 15     | 4,440        |
| Nassau         | 2,363                | 5,443      | 3,998    | 1,445  | 2,155,678    | 7                        | 12         | 6        | 6      | 16,584       |
| Niagara        | 1,066                | 2,383      | 1,761    | 622    | 501,408      | 32                       | 84         | 48       | 36     | 17,764       |
| Oneida         | 1,181                | 2,991      | 2,264    | 727    | 604,333      | 12                       | 36         | 23       | 13     | 9,566        |
| Onondaga       | 2,592                | 5,820      | 4,493    | 1,327  | 1,341,955    | 17                       | 34         | 15       | 19     | 13,105       |
| Ontario        | 334                  | 675        | 507      | 168    | 153,292      | 7                        | 19         | 11       | 8      | 5,114        |
| Orange         | 1,184                | 2,931      | 2,261    | 670    | 987,656      | 20                       | 49         | 28       | 21     | 32,702       |
| Orleans        | 231                  | 516        | 386      | 130    | 116,181      | 9                        | 23         | 13       | 10     | 4,589        |
| Oswego         | 477                  | 1,076      | 819      | 257    | 234,813      | 14                       | 38         | 24       | 14     | 9,384        |
| Otsego         | 70                   | 124        | 104      | 20     | 31,766       | 1                        | 3          | 2        | 1      | 324          |
| Putnam         | 36                   | 57         | 50       | 7      | 18,425       | 0                        | 0          | 0        | 0      | 0            |
| Rensselaer     | 822                  | 1,946      | 1,355    | 591    | 446,103      | 19                       | 54         | 32       | 22     | 12,158       |
| Rockland       | 578                  | 1,189      | 992      | 197    | 376,941      | 2                        | 4          | 2        | 2      | 1,334        |
| St.Lawrence    | 516                  | 1,159      | 843      | 316    | 242,474      | 2                        | 3          | 1        | 2      | 2,428        |
| Saratoga       | 164                  | 260        | 245      | 15     | 67,435       | 4                        | 13         | 6        | 7      | 7,987        |
| Schenectady    | 637                  | 1,419      | 1,136    | 283    | 358,200      | 4                        | 11         | 8        | 3      | 4,570        |
| Schoharie      | 64                   | 151        | 123      | 28     | 38,857       | 0                        | 0          | 0        | 0      | 0            |
| Schuyler       | 83                   | 198        | 142      | 56     | 44,171       | 0                        | 0          | 0        | 0      | 0            |
| Seneca         | 66                   | 140        | 108      | 32     | 31,488       | 0                        | 0          | 0        | 0      | 0            |
| Steuben        | 345                  | 783        | 579      | 204    | 167,992      | 4                        | 9          | 4        | 5      | 2,796        |
| Suffolk        | 2,801                | 6,532      | 4,962    | 1,570  | 2,590,078    | 52                       | 155        | 88       | 67     | 79,861       |
| Sullivan       | 455                  | 1,046      | 749      | 297    | 290,645      | 13                       | 37         | 24       | 13     | 11,846       |
| Tioga          | 200                  | 403        | 307      | 96     | 98,198       | 1                        | 1          | 0        | 1      | 1,042        |
| Tompkins       | 322                  | 695        | 483      | 212    | 179,628      | 8                        | 23         | 12       | 11     | 3,697        |
| Ulster         | 683                  | 1,422      | 1,036    | 386    | 446,632      | 19                       | 46         | 22       | 24     | 15,448       |
| Warren         | 130                  | 261        | 201      | 60     | 98,037       | 4                        | 12         | 8        | 4      | 1,919        |
| Washington     | 162                  | 359        | 282      | 77     | 100,646      | 2                        | 9          | 7        | 2      | 1,345        |
| Wayne          | 245                  | 513        | 405      | 108    | 143,429      | 7                        | 13         | 6        | 7      | 4,923        |
| Westchester    | 2,929                | 6,475      | 5,086    | 1,389  | 2,915,655    | 30                       | 82         | 48       | 34     | 30,762       |
| Wyoming        | 88                   | 186        | 136      | 50     | 36,104       | 0                        | 0          | 0        | 0      | 0            |
| Yates          | 49                   | 109        | 92       | 17     | 27,002       | 0                        | 0          | 0        | 0      | 0            |

\* Expenditures partially estimated.

Table 10  
 SAFETY NET ASSISTANCE-FNP AND FAMILY ASSISTANCE-FNP CASES  
 Cases, Recipients, Children, Adults and Expenditures by Local District  
 December 2008

| Local District | Safety Net Assistance and Family Assistance-FNP |            |          |         |              |
|----------------|---|------------|----------|---------|--------------|
|                | Cases   | Recipients | Children | Adults  | Expenditures |
| New York State | 158,288   | 265,952    | 100,755  | 165,197 | \$94,774,941 |
| New York City* | 111,982   | 188,437    | 71,367   | 117,070 | 67,118,000   |
| Rest of State  | 46,306  | 77,515     | 29,388   | 48,127  | 27,656,941   |
| Albany         | 1,294   | 2,418      | 1,044    | 1,374   | 912,021      |
| Allegany       | 215   | 399        | 164      | 235     | 97,266       |
| Broome         | 1,482   | 2,422      | 870      | 1,552   | 772,839      |
| Cattaraugus    | 232   | 334        | 109      | 225     | 115,292      |
| Cayuga         | 195   | 318        | 116      | 202     | 101,425      |
| Chautauqua     | 927   | 1,636      | 655      | 981     | 434,156      |
| Chemung        | 474   | 781        | 325      | 456     | 233,227      |
| Chenango       | 133   | 192        | 44       | 148     | 69,349       |
| Clinton        | 471   | 677        | 179      | 498     | 235,867      |
| Columbia       | 179   | 247        | 58       | 189     | 116,919      |
| Cortland       | 226   | 361        | 104      | 257     | 109,620      |
| Delaware       | 77  | 88         | 8        | 80      | 40,566       |
| Dutchess       | 620   | 879        | 262      | 617     | 440,031      |
| Erie           | 6,274   | 11,674     | 5,124    | 6,550   | 2,823,206    |
| Essex          | 65  | 85         | 16       | 69      | 28,800       |
| Franklin       | 184   | 339        | 127      | 212     | 105,794      |
| Fulton         | 174   | 226        | 43       | 183     | 96,418       |
| Genesee        | 154   | 200        | 43       | 157     | 84,501       |
| Greene         | 228   | 351        | 102      | 249     | 155,458      |
| Hamilton       | 4   | 4          | 0        | 4       | 1,060        |
| Herkimer       | 219   | 287        | 66       | 221     | 96,724       |
| Jefferson      | 339   | 413        | 72       | 341     | 285,322      |
| Lewis          | 42  | 53         | 14       | 39      | 17,979       |
| Livingston     | 262   | 334        | 60       | 274     | 130,757      |
| Madison        | 95  | 118        | 24       | 94      | 38,716       |
| Monroe         | 7,771   | 13,468     | 5,566    | 7,902   | 3,830,460    |
| Montgomery     | 192   | 294        | 80       | 214     | 100,628      |
| Nassau         | 2,959   | 4,459      | 1,411    | 3,048   | 2,086,719    |
| Niagara        | 1,259   | 1,882      | 602      | 1,280   | 535,147      |
| Oneida         | 1,259   | 2,834      | 1,367    | 1,467   | 618,976      |
| Onondaga       | 2,508   | 4,583      | 1,984    | 2,599   | 1,208,890    |
| Ontario        | 338   | 463        | 121      | 342     | 194,962      |
| Orange         | 1,081   | 1,989      | 831      | 1,158   | 816,517      |
| Orleans        | 268   | 417        | 146      | 271     | 120,667      |
| Oswego         | 342   | 534        | 183      | 351     | 184,524      |
| Otsego         | 75  | 85         | 12       | 73      | 64,591       |
| Putnam         | 37  | 46         | 6        | 40      | 26,189       |
| Rensselaer     | 443   | 1,003      | 498      | 505     | 301,990      |
| Rockland       | 648   | 1,158      | 462      | 696     | 428,348      |
| St. Lawrence   | 473   | 878        | 335      | 543     | 202,510      |
| Saratoga       | 190   | 203        | 23       | 180     | 138,755      |
| Schenectady    | 557   | 989        | 434      | 555     | 396,125      |
| Schoharie      | 50  | 62         | 11       | 51      | 32,911       |
| Schuyler       | 77  | 138        | 48       | 90      | 34,285       |
| Seneca         | 66  | 84         | 19       | 65      | 31,057       |
| Steuben        | 383   | 606        | 208      | 398     | 179,135      |
| Suffolk        | 4,552   | 6,624      | 1,979    | 4,645   | 2,999,528    |
| Sullivan       | 494   | 739        | 207      | 532     | 370,959      |
| Tioga          | 134   | 170        | 34       | 136     | 69,237       |
| Tompkins       | 411   | 624        | 176      | 448     | 232,815      |
| Ulster         | 681   | 953        | 255      | 698     | 457,257      |
| Warren         | 140   | 153        | 12       | 141     | 113,735      |
| Washington     | 199   | 224        | 32       | 192     | 180,620      |
| Wayne          | 261   | 331        | 76       | 255     | 118,570      |
| Westchester    | 3,761   | 6,507      | 2,592    | 3,915   | 3,975,833    |
| Wyoming        | 82  | 105        | 22       | 83      | 34,865       |
| Yates          | 50  | 74         | 27       | 47      | 26,823       |

\* Expenditures partially estimated.

Table 11  
**SAFETY NET ASSISTANCE-FNP BY MAINTENANCE OF EFFORT STATUS**  
(Maintenance of Effort (MOE) vs. Non-Maintenance of Effort (Non-MOE))  
Cases, Recipients, Children, Adults and Expenditures by Local District  
December 2008

| Local District  | Maintenance of Effort (MOE) |            |          |        |              | Non-Maintenance of Effort (Non-MOE)* |            |          |         |              |
|-----------------|-----------------------------|------------|----------|--------|--------------|--------------------------------------|------------|----------|---------|--------------|
|                 | Cases                       | Recipients | Children | Adults | Expenditures | Cases                                | Recipients | Children | Adults  | Expenditures |
| New York State  | 35,626                      | 114,324    | 80,365   | 33,959 | \$24,383,485 | 122,662                              | 151,628    | 20,390   | 131,238 | \$70,391,456 |
| New York City** | 27,642                      | 85,661     | 59,766   | 25,895 | 18,150,000   | 84,340                               | 102,776    | 11,601   | 91,175  | 48,968,000   |
| Rest of State   | 7,984                       | 28,663     | 20,599   | 8,064  | 6,233,485    | 38,322                               | 48,852     | 8,789    | 40,063  | 21,423,456   |
| Albany          | 292                         | 1,087      | 789      | 298    | 219,863      | 1,002                                | 1,331      | 255      | 1,076   | 692,158      |
| Allegany        | 24                          | 89         | 64       | 25     | 12,974       | 191                                  | 310        | 100      | 210     | 84,292       |
| Broome          | 232                         | 807        | 571      | 236    | 164,718      | 1,250                                | 1,615      | 299      | 1,316   | 608,121      |
| Cattaraugus     | 21                          | 86         | 65       | 21     | 11,048       | 211                                  | 248        | 44       | 204     | 104,244      |
| Cayuga          | 26                          | 90         | 64       | 26     | 14,798       | 169                                  | 228        | 52       | 176     | 86,627       |
| Chautauqua      | 176                         | 616        | 444      | 172    | 133,383      | 751                                  | 1,020      | 211      | 809     | 300,773      |
| Chemung         | 90                          | 334        | 256      | 78     | 41,809       | 384                                  | 447        | 69       | 378     | 191,418      |
| Chenango        | 6                           | 14         | 8        | 6      | 3,634        | 127                                  | 178        | 36       | 142     | 65,715       |
| Clinton         | 42                          | 155        | 108      | 47     | 26,347       | 429                                  | 522        | 71       | 451     | 209,520      |
| Columbia        | 16                          | 57         | 40       | 17     | 8,059        | 163                                  | 190        | 18       | 172     | 108,860      |
| Cortland        | 17                          | 60         | 41       | 19     | 10,065       | 209                                  | 301        | 63       | 238     | 99,555       |
| Delaware        | 1                           | 2          | 1        | 1      | 522          | 76                                   | 86         | 7        | 79      | 40,044       |
| Dutchess        | 59                          | 204        | 145      | 59     | 43,372       | 561                                  | 675        | 117      | 558     | 396,659      |
| Erie            | 1,384                       | 5,046      | 3,659    | 1,387  | 803,670      | 4,890                                | 6,628      | 1,465    | 5,163   | 2,019,536    |
| Essex           | 2                           | 6          | 4        | 2      | 436          | 63                                   | 79         | 12       | 67      | 28,364       |
| Franklin        | 22                          | 75         | 52       | 23     | 9,544        | 162                                  | 264        | 75       | 189     | 96,250       |
| Fulton          | 3                           | 6          | 4        | 2      | 1,240        | 171                                  | 220        | 39       | 181     | 95,178       |
| Genesee         | 10                          | 41         | 31       | 10     | 6,298        | 144                                  | 159        | 12       | 147     | 78,203       |
| Greene          | 23                          | 85         | 61       | 24     | 17,670       | 205                                  | 266        | 41       | 225     | 137,788      |
| Hamilton        | 0                           | 0          | 0        | 0      | 0            | 4                                    | 4          | 0        | 4       | 1,060        |
| Herkimer        | 17                          | 52         | 34       | 18     | 9,768        | 202                                  | 235        | 32       | 203     | 86,956       |
| Jefferson       | 7                           | 25         | 18       | 7      | 9,956        | 332                                  | 388        | 54       | 334     | 275,366      |
| Lewis           | 1                           | 2          | 1        | 1      | 526          | 41                                   | 51         | 13       | 38      | 17,453       |
| Livingston      | 15                          | 46         | 28       | 18     | 6,380        | 247                                  | 288        | 32       | 256     | 124,377      |
| Madison         | 4                           | 17         | 14       | 3      | 2,355        | 91                                   | 101        | 10       | 91      | 36,361       |
| Monroe          | 1,828                       | 6,576      | 4,705    | 1,871  | 1,158,293    | 5,943                                | 6,892      | 861      | 6,031   | 2,672,167    |
| Montgomery      | 20                          | 68         | 48       | 20     | 13,847       | 172                                  | 226        | 32       | 194     | 86,781       |
| Nassau          | 486                         | 1,607      | 1,119    | 488    | 505,548      | 2,473                                | 2,852      | 292      | 2,560   | 1,581,171    |
| Niagara         | 191                         | 660        | 465      | 195    | 93,826       | 1,068                                | 1,222      | 137      | 1,085   | 441,321      |
| Oneida          | 242                         | 957        | 712      | 245    | 122,193      | 1,017                                | 1,877      | 655      | 1,222   | 496,783      |
| Onondaga        | 417                         | 1,617      | 1,198    | 419    | 232,578      | 2,091                                | 2,966      | 786      | 2,180   | 976,312      |
| Ontario         | 25                          | 87         | 58       | 29     | 14,241       | 313                                  | 376        | 63       | 313     | 180,721      |
| Orange          | 181                         | 708        | 519      | 189    | 155,255      | 900                                  | 1,281      | 312      | 969     | 661,262      |
| Orleans         | 30                          | 105        | 74       | 31     | 17,591       | 238                                  | 312        | 72       | 240     | 103,076      |
| Oswego          | 26                          | 105        | 79       | 26     | 15,032       | 316                                  | 429        | 104      | 325     | 169,492      |
| Otsego          | 2                           | 6          | 4        | 2      | 649          | 73                                   | 79         | 8        | 71      | 63,942       |
| Putnam          | 0                           | 0          | 0        | 0      | 0            | 37                                   | 46         | 6        | 40      | 26,189       |
| Rensselaer      | 109                         | 393        | 282      | 111    | 94,045       | 334                                  | 610        | 216      | 394     | 207,945      |
| Rockland        | 45                          | 178        | 134      | 44     | 28,977       | 603                                  | 980        | 328      | 652     | 399,371      |
| St.Lawrence     | 56                          | 199        | 143      | 56     | 35,556       | 417                                  | 679        | 192      | 487     | 166,954      |
| Saratoga        | 1                           | 2          | 1        | 1      | 564          | 189                                  | 201        | 22       | 179     | 138,191      |
| Schenectady     | 126                         | 488        | 364      | 124    | 86,714       | 431                                  | 501        | 70       | 431     | 309,411      |
| Schoharie       | 0                           | 0          | 0        | 0      | 0            | 50                                   | 62         | 11       | 51      | 32,911       |
| Schuyler        | 6                           | 24         | 14       | 10     | 2,680        | 71                                   | 114        | 34       | 80      | 31,605       |
| Seneca          | 6                           | 19         | 12       | 7      | 2,282        | 60                                   | 65         | 7        | 58      | 28,775       |
| Steuben         | 56                          | 175        | 125      | 50     | 27,761       | 327                                  | 431        | 83       | 348     | 151,374      |
| Suffolk         | 525                         | 1,955      | 1,427    | 528    | 754,073      | 4,027                                | 4,669      | 552      | 4,117   | 2,245,455    |
| Sullivan        | 29                          | 112        | 82       | 30     | 33,324       | 465                                  | 627        | 125      | 502     | 337,635      |
| Tioga           | 14                          | 38         | 25       | 13     | 10,586       | 120                                  | 132        | 9        | 123     | 58,651       |
| Tompkins        | 43                          | 146        | 101      | 45     | 32,064       | 368                                  | 478        | 75       | 403     | 200,751      |
| Ulster          | 62                          | 205        | 142      | 63     | 48,946       | 619                                  | 748        | 113      | 635     | 408,311      |
| Warren          | 0                           | 0          | 0        | 0      | 0            | 140                                  | 153        | 12       | 141     | 113,735      |
| Washington      | 2                           | 5          | 4        | 1      | 711          | 197                                  | 219        | 28       | 191     | 179,909      |
| Wayne           | 14                          | 52         | 38       | 14     | 7,970        | 247                                  | 279        | 38       | 241     | 110,600      |
| Westchester     | 945                         | 3,146      | 2,199    | 947    | 1,174,898    | 2,816                                | 3,361      | 393      | 2,968   | 2,800,935    |
| Wyoming         | 4                           | 12         | 9        | 3      | 2,136        | 78                                   | 93         | 13       | 80      | 32,729       |
| Yates           | 3                           | 16         | 14       | 2      | 2,710        | 47                                   | 58         | 13       | 45      | 24,113       |

\* The Non-Maintenance of Effort category includes otherwise TANF eligible or otherwise SNA-MOE eligible non-disabled two-parent cases.

\*\* Expenditures partially estimated.

Table 12  
SAFETY NET ASSISTANCE-FNP-CASH TOTAL\*  
Cases, Recipients, Children, Adults and Expenditures by Local District  
December 2008

| Local District | Safety Net Assistance-FNP-Cash Total |            |          |          |              |
|----------------|--------------------------------------|------------|----------|----------|--------------|
|                | Cases                                | Recipients | Children | Adults   | Expenditures |
| New York State | See Note                             | See Note   | See Note | See Note | See Note     |
| New York City  | See Note                             | See Note   | See Note | See Note | See Note     |
| Rest of State  | 27,403                               | 37,404     | 8,413    | 28,991   | \$14,752,427 |
| Albany         | 641                                  | 901        | 201      | 700      | 460,845      |
| Allegany       | 155                                  | 265        | 93       | 172      | 63,377       |
| Broome         | 949                                  | 1,296      | 290      | 1,006    | 454,967      |
| Cattaraugus    | 168                                  | 209        | 48       | 161      | 80,650       |
| Cayuga         | 139                                  | 202        | 60       | 142      | 66,908       |
| Chautauqua     | 530                                  | 738        | 165      | 573      | 207,456      |
| Chemung        | 277                                  | 334        | 55       | 279      | 130,862      |
| Chenango       | 111                                  | 162        | 37       | 125      | 57,800       |
| Clinton        | 355                                  | 484        | 103      | 381      | 168,912      |
| Columbia       | 127                                  | 147        | 11       | 136      | 82,335       |
| Cortland       | 160                                  | 238        | 51       | 187      | 73,544       |
| Delaware       | 62                                   | 73         | 8        | 65       | 26,218       |
| Dutchess       | 393                                  | 507        | 110      | 397      | 271,466      |
| Erie           | 3,151                                | 5,247      | 1,805    | 3,442    | 1,287,350    |
| Essex          | 53                                   | 67         | 11       | 56       | 22,031       |
| Franklin       | 127                                  | 197        | 48       | 149      | 76,707       |
| Fulton         | 129                                  | 172        | 34       | 138      | 73,551       |
| Genesee        | 90                                   | 102        | 10       | 92       | 36,795       |
| Greene         | 176                                  | 232        | 38       | 194      | 109,682      |
| Hamilton       | 4                                    | 4          | 0        | 4        | 1,060        |
| Herkimer       | 154                                  | 186        | 29       | 157      | 58,406       |
| Jefferson      | 240                                  | 290        | 46       | 244      | 207,480      |
| Lewis          | 27                                   | 37         | 9        | 28       | 10,322       |
| Livingston     | 191                                  | 234        | 33       | 201      | 91,997       |
| Madison        | 71                                   | 81         | 9        | 72       | 24,022       |
| Monroe         | 4,030                                | 5,035      | 952      | 4,083    | 1,794,373    |
| Montgomery     | 125                                  | 168        | 25       | 143      | 56,707       |
| Nassau         | 1,848                                | 2,182      | 246      | 1,936    | 1,155,674    |
| Niagara        | 701                                  | 837        | 118      | 719      | 288,577      |
| Oneida         | 864                                  | 1,782      | 711      | 1,071    | 389,449      |
| Onondaga       | 1,896                                | 2,886      | 873      | 2,013    | 879,321      |
| Ontario        | 211                                  | 262        | 49       | 213      | 93,067       |
| Orange         | 620                                  | 849        | 178      | 671      | 455,418      |
| Orleans        | 170                                  | 240        | 67       | 173      | 72,145       |
| Oswego         | 220                                  | 319        | 82       | 237      | 118,996      |
| Otsego         | 56                                   | 60         | 4        | 56       | 44,744       |
| Putnam         | 23                                   | 32         | 6        | 26       | 14,337       |
| Rensselaer     | 259                                  | 481        | 170      | 311      | 138,577      |
| Rockland       | 326                                  | 404        | 69       | 335      | 214,402      |
| St. Lawrence   | 342                                  | 594        | 192      | 402      | 130,679      |
| Saratoga       | 116                                  | 127        | 21       | 106      | 68,001       |
| Schenectady    | 336                                  | 426        | 96       | 330      | 226,478      |
| Schoharie      | 41                                   | 53         | 11       | 42       | 25,095       |
| Schuyler       | 65                                   | 118        | 42       | 76       | 25,839       |
| Seneca         | 40                                   | 46         | 7        | 39       | 17,713       |
| Steuben        | 242                                  | 321        | 63       | 258      | 102,255      |
| Suffolk        | 3,040                                | 3,539      | 439      | 3,100    | 1,638,420    |
| Sullivan       | 364                                  | 520        | 120      | 400      | 248,637      |
| Tioga          | 89                                   | 101        | 8        | 93       | 43,192       |
| Tompkins       | 265                                  | 366        | 68       | 298      | 135,309      |
| Ulster         | 450                                  | 557        | 89       | 468      | 273,707      |
| Warren         | 88                                   | 101        | 12       | 89       | 41,130       |
| Washington     | 141                                  | 166        | 27       | 139      | 131,823      |
| Wayne          | 169                                  | 200        | 29       | 171      | 63,400       |
| Westchester    | 1,689                                | 2,102      | 310      | 1,792    | 1,679,913    |
| Wyoming        | 56                                   | 73         | 13       | 60       | 19,587       |
| Yates          | 41                                   | 52         | 12       | 40       | 20,719       |

Note: A breakout of Safety Net Assistance-FNP-Cash and Safety Net Assistance-FNP-Non-Cash data is not available for New York City.

\* Includes otherwise TANF non-disabled two-parent cases.

Table 13  
**SAFETY NET ASSISTANCE-FNP-CASH BY MAINTENANCE OF EFFORT STATUS**  
(Maintenance of Effort (MOE) vs. Non-Maintenance of Effort (Non-MOE))  
Cases, Recipients, Children, Adults and Expenditures by Local District  
December 2008

| Local District | Maintenance of Effort (MOE) |            |          |          |              | Non-Maintenance of Effort (Non-MOE)* |            |          |          |              |
|----------------|-----------------------------|------------|----------|----------|--------------|--------------------------------------|------------|----------|----------|--------------|
|                | Cases                       | Recipients | Children | Adults   | Expenditures | Cases                                | Recipients | Children | Adults   | Expenditures |
| New York State | See Note                    | See Note   | See Note | See Note | See Note     | See Note                             | See Note   | See Note | See Note | See Note     |
| New York City  | See Note                    | See Note   | See Note | See Note | See Note     | See Note                             | See Note   | See Note | See Note | See Note     |
| Rest of State  | 805                         | 2,699      | 1,859    | 840      | \$508,864    | 26,598                               | 34,705     | 6,554    | 28,151   | \$14,243,563 |
| Albany         | 11                          | 34         | 20       | 14       | 8,433        | 630                                  | 867        | 181      | 686      | 452,412      |
| Allegany       | 3                           | 13         | 9        | 4        | 1,736        | 152                                  | 252        | 84       | 168      | 61,641       |
| Broome         | 21                          | 66         | 44       | 22       | 15,921       | 928                                  | 1,230      | 246      | 984      | 439,046      |
| Cattaraugus    | 4                           | 14         | 10       | 4        | 2,153        | 164                                  | 195        | 38       | 157      | 78,497       |
| Cayuga         | 9                           | 25         | 17       | 8        | 4,235        | 130                                  | 177        | 43       | 134      | 62,673       |
| Chautauqua     | 9                           | 27         | 17       | 10       | 4,674        | 521                                  | 711        | 148      | 563      | 202,782      |
| Chemung        | 7                           | 17         | 9        | 8        | 3,207        | 270                                  | 317        | 46       | 271      | 127,655      |
| Chenango       | 1                           | 2          | 1        | 1        | 509          | 110                                  | 160        | 36       | 124      | 57,291       |
| Clinton        | 13                          | 57         | 41       | 16       | 8,465        | 342                                  | 427        | 62       | 365      | 160,447      |
| Columbia       | 0                           | 0          | 0        | 0        | 0            | 127                                  | 147        | 11       | 136      | 82,335       |
| Cortland       | 1                           | 3          | 2        | 1        | 647          | 159                                  | 235        | 49       | 186      | 72,897       |
| Delaware       | 1                           | 2          | 1        | 1        | 522          | 61                                   | 71         | 7        | 64       | 25,696       |
| Dutchess       | 12                          | 36         | 23       | 13       | 6,242        | 381                                  | 471        | 87       | 384      | 265,224      |
| Erie           | 256                         | 851        | 594      | 257      | 149,831      | 2,895                                | 4,396      | 1,211    | 3,185    | 1,137,519    |
| Essex          | 1                           | 2          | 1        | 1        | 206          | 52                                   | 65         | 10       | 55       | 21,825       |
| Franklin       | 2                           | 5          | 3        | 2        | 959          | 125                                  | 192        | 45       | 147      | 75,748       |
| Fulton         | 0                           | 0          | 0        | 0        | 0            | 129                                  | 172        | 34       | 138      | 73,551       |
| Genesee        | 0                           | 0          | 0        | 0        | 0            | 90                                   | 102        | 10       | 92       | 36,795       |
| Greene         | 1                           | 2          | 1        | 1        | 452          | 175                                  | 230        | 37       | 193      | 109,230      |
| Hamilton       | 0                           | 0          | 0        | 0        | 0            | 4                                    | 4          | 0        | 4        | 1,060        |
| Herkimer       | 0                           | 0          | 0        | 0        | 0            | 154                                  | 186        | 29       | 157      | 58,406       |
| Jefferson      | 3                           | 11         | 8        | 3        | 2,817        | 237                                  | 279        | 38       | 241      | 204,663      |
| Lewis          | 0                           | 0          | 0        | 0        | 0            | 27                                   | 37         | 9        | 28       | 10,322       |
| Livingston     | 3                           | 8          | 4        | 4        | 1,246        | 188                                  | 226        | 29       | 197      | 90,751       |
| Madison        | 0                           | 0          | 0        | 0        | 0            | 71                                   | 81         | 9        | 72       | 24,022       |
| Monroe         | 131                         | 456        | 317      | 139      | 79,549       | 3,899                                | 4,579      | 635      | 3,944    | 1,714,824    |
| Montgomery     | 2                           | 4          | 2        | 2        | 271          | 123                                  | 164        | 23       | 141      | 56,436       |
| Nassau         | 27                          | 70         | 42       | 28       | 27,075       | 1,821                                | 2,112      | 204      | 1,908    | 1,128,599    |
| Niagara        | 13                          | 46         | 32       | 14       | 7,885        | 688                                  | 791        | 86       | 705      | 280,692      |
| Oneida         | 50                          | 189        | 135      | 54       | 23,778       | 814                                  | 1,593      | 576      | 1,017    | 365,671      |
| Onondaga       | 86                          | 307        | 218      | 89       | 51,576       | 1,810                                | 2,579      | 655      | 1,924    | 827,745      |
| Ontario        | 1                           | 2          | 1        | 1        | 458          | 210                                  | 260        | 48       | 212      | 92,609       |
| Orange         | 10                          | 34         | 23       | 11       | 8,763        | 610                                  | 815        | 155      | 660      | 446,655      |
| Orleans        | 2                           | 5          | 3        | 2        | 984          | 168                                  | 235        | 64       | 171      | 71,161       |
| Oswego         | 1                           | 3          | 1        | 2        | 645          | 219                                  | 316        | 81       | 235      | 118,351      |
| Otsego         | 0                           | 0          | 0        | 0        | 0            | 56                                   | 60         | 4        | 56       | 44,744       |
| Putnam         | 0                           | 0          | 0        | 0        | 0            | 23                                   | 32         | 6        | 26       | 14,337       |
| Rensselaer     | 2                           | 6          | 4        | 2        | 576          | 257                                  | 475        | 166      | 309      | 138,001      |
| Rockland       | 2                           | 2          | 0        | 2        | 340          | 324                                  | 402        | 69       | 333      | 214,062      |
| St.Lawrence    | 12                          | 47         | 35       | 12       | 7,343        | 330                                  | 547        | 157      | 390      | 123,336      |
| Saratoga       | 0                           | 0          | 0        | 0        | 0            | 116                                  | 127        | 21       | 106      | 68,001       |
| Schenectady    | 10                          | 46         | 37       | 9        | 6,133        | 326                                  | 380        | 59       | 321      | 220,345      |
| Schoharie      | 0                           | 0          | 0        | 0        | 0            | 41                                   | 53         | 11       | 42       | 25,095       |
| Schuyler       | 3                           | 15         | 9        | 6        | 830          | 62                                   | 103        | 33       | 70       | 25,009       |
| Seneca         | 1                           | 2          | 1        | 1        | 455          | 39                                   | 44         | 6        | 38       | 17,258       |
| Steuben        | 6                           | 18         | 12       | 6        | 2,336        | 236                                  | 303        | 51       | 252      | 99,919       |
| Suffolk        | 41                          | 135        | 91       | 44       | 45,659       | 2,999                                | 3,404      | 348      | 3,056    | 1,592,761    |
| Sullivan       | 1                           | 2          | 1        | 1        | 206          | 363                                  | 518        | 119      | 399      | 248,431      |
| Tioga          | 0                           | 0          | 0        | 0        | 0            | 89                                   | 101        | 8        | 93       | 43,192       |
| Tompkins       | 1                           | 1          | 1        | 0        | 356          | 264                                  | 365        | 67       | 298      | 134,953      |
| Ulster         | 6                           | 20         | 12       | 8        | 2,627        | 444                                  | 537        | 77       | 460      | 271,080      |
| Warren         | 0                           | 0          | 0        | 0        | 0            | 88                                   | 101        | 12       | 89       | 41,130       |
| Washington     | 1                           | 4          | 3        | 1        | 375          | 140                                  | 162        | 24       | 138      | 131,448      |
| Wayne          | 1                           | 3          | 2        | 1        | 262          | 168                                  | 197        | 27       | 170      | 63,138       |
| Westchester    | 36                          | 102        | 68       | 34       | 27,202       | 1,653                                | 2,000      | 242      | 1,758    | 1,652,711    |
| Wyoming        | 1                           | 5          | 4        | 1        | 925          | 55                                   | 68         | 9        | 59       | 18,662       |
| Yates          | 0                           | 0          | 0        | 0        | 0            | 41                                   | 52         | 12       | 40       | 20,719       |

Note: Data from New York City does not allow the separation of Safety Net-FNP-Cash and Safety Net-FNP-Non-Cash data.

\*See Footnote on Table 11.

Table 14  
**SAFETY NET ASSISTANCE-FNP-NON-CASH TOTAL**  
Cases, Recipients, Children, Adults and Expenditures by Local District  
December 2008

| Local District | Safety Net Assistance-FNP-Non-Cash Total |            |          |          |              |
|----------------|--|------------|----------|----------|--------------|
|                | Cases                                    | Recipients | Children | Adults   | Expenditures |
| New York State | See Note                                 | See Note   | See Note | See Note | See Note     |
| New York City  | See Note                                 | See Note   | See Note | See Note | See Note     |
| Rest of State  | 18,903                                   | 40,111     | 20,975   | 19,136   | \$12,904,514 |
| Albany         | 653                                      | 1,517      | 843      | 674      | 451,176      |
| Allegany       | 60                                       | 134        | 71       | 63       | 33,889       |
| Broome         | 533                                      | 1,126      | 580      | 546      | 317,872      |
| Cattaraugus    | 64                                       | 125        | 61       | 64       | 34,642       |
| Cayuga         | 56                                       | 116        | 56       | 60       | 34,517       |
| Chautauqua     | 397                                      | 898        | 490      | 408      | 226,700      |
| Chemung        | 197                                      | 447        | 270      | 177      | 102,365      |
| Chenango       | 22                                       | 30         | 7        | 23       | 11,549       |
| Clinton        | 116                                      | 193        | 76       | 117      | 66,955       |
| Columbia       | 52                                       | 100        | 47       | 53       | 34,584       |
| Cortland       | 66                                       | 123        | 53       | 70       | 36,076       |
| Delaware       | 15                                       | 15         | 0        | 15       | 14,348       |
| Dutchess       | 227                                      | 372        | 152      | 220      | 168,565      |
| Erie           | 3,123                                    | 6,427      | 3,319    | 3,108    | 1,535,856    |
| Essex          | 12                                       | 18         | 5        | 13       | 6,769        |
| Franklin       | 57                                       | 142        | 79       | 63       | 29,087       |
| Fulton         | 45                                       | 54         | 9        | 45       | 22,867       |
| Genesee        | 64                                       | 98         | 33       | 65       | 47,706       |
| Greene         | 52                                       | 119        | 64       | 55       | 45,776       |
| Hamilton       | 0  | 0          | 0        | 0        | 0            |
| Herkimer       | 65                                       | 101        | 37       | 64       | 38,318       |
| Jefferson      | 99                                       | 123        | 26       | 97       | 77,842       |
| Lewis          | 15                                       | 16         | 5        | 11       | 7,657        |
| Livingston     | 71                                       | 100        | 27       | 73       | 38,760       |
| Madison        | 24                                       | 37         | 15       | 22       | 14,694       |
| Monroe         | 3,741                                    | 8,433      | 4,614    | 3,819    | 2,036,087    |
| Montgomery     | 67                                       | 126        | 55       | 71       | 43,921       |
| Nassau         | 1,111                                    | 2,277      | 1,165    | 1,112    | 931,045      |
| Niagara        | 558                                      | 1,045      | 484      | 561      | 246,570      |
| Oneida         | 395                                      | 1,052      | 656      | 396      | 229,527      |
| Onondaga       | 612                                      | 1,697      | 1,111    | 586      | 329,569      |
| Ontario        | 127                                      | 201        | 72       | 129      | 101,895      |
| Orange         | 461                                      | 1,140      | 653      | 487      | 361,099      |
| Orleans        | 98                                       | 177        | 79       | 98       | 48,522       |
| Oswego         | 122                                      | 215        | 101      | 114      | 65,528       |
| Otsego         | 19                                       | 25         | 8        | 17       | 19,847       |
| Putnam         | 14                                       | 14         | 0        | 14       | 11,852       |
| Rensselaer     | 184                                      | 522        | 328      | 194      | 163,413      |
| Rockland       | 322                                      | 754        | 393      | 361      | 213,946      |
| St.Lawrence    | 131                                      | 284        | 143      | 141      | 71,831       |
| Saratoga       | 74                                       | 76         | 2        | 74       | 70,754       |
| Schenectady    | 221                                      | 563        | 338      | 225      | 169,647      |
| Schoharie      | 9  | 9          | 0        | 9        | 7,816        |
| Schuyler       | 12                                       | 20         | 6        | 14       | 8,446        |
| Seneca         | 26                                       | 38         | 12       | 26       | 13,344       |
| Steuben        | 141                                      | 285        | 145      | 140      | 76,880       |
| Suffolk        | 1,512                                    | 3,085      | 1,540    | 1,545    | 1,361,108    |
| Sullivan       | 130                                      | 219        | 87       | 132      | 122,322      |
| Tioga          | 45                                       | 69         | 26       | 43       | 26,045       |
| Tompkins       | 146                                      | 258        | 108      | 150      | 97,506       |
| Ulster         | 231                                      | 396        | 166      | 230      | 183,550      |
| Warren         | 52                                       | 52         | 0        | 52       | 72,605       |
| Washington     | 58                                       | 58         | 5        | 53       | 48,797       |
| Wayne          | 92                                       | 131        | 47       | 84       | 55,170       |
| Westchester    | 2,072                                    | 4,405      | 2,282    | 2,123    | 2,295,920    |
| Wyoming        | 26                                       | 32         | 9        | 23       | 15,278       |
| Yates          | 9  | 22         | 15       | 7        | 6,104        |

Note: A breakout of Safety Net Assistance-FNP-Cash and Safety Net Assistance-FNP-Non-Cash data is not available for New York City.



Table 15  
**SAFETY NET ASSISTANCE-FNP-NON-CASH BY MAINTENANCE OF EFFORT STATUS**  
(Maintenance of Effort (MOE) vs. Non-Maintenance of Effort (Non-MOE))  
Cases, Recipients, Children, Adults and Expenditures by Local District  
December 2008

| Local District | Maintenance of Effort (MOE) |            |          |          |              | Non-Maintenance of Effort (Non-MOE)* |            |          |          |              |
|----------------|-----------------------------|------------|----------|----------|--------------|--------------------------------------|------------|----------|----------|--------------|
|                | Cases                       | Recipients | Children | Adults   | Expenditures | Cases                                | Recipients | Children | Adults   | Expenditures |
| New York State | See Note                    | See Note   | See Note | See Note | See Note     | See Note                             | See Note   | See Note | See Note | See Note     |
| New York City  | See Note                    | See Note   | See Note | See Note | See Note     | See Note                             | See Note   | See Note | See Note | See Note     |
| Rest of State  | 7,179                       | 25,964     | 18,740   | 7,224    | \$5,724,621  | 11,724                               | 14,147     | 2,235    | 11,912   | \$7,179,893  |
| Albany         | 281                         | 1,053      | 769      | 284      | 211,430      | 372                                  | 464        | 74       | 390      | 239,746      |
| Allegany       | 21                          | 76         | 55       | 21       | 11,238       | 39                                   | 58         | 16       | 42       | 22,651       |
| Broome         | 211                         | 741        | 527      | 214      | 148,797      | 322                                  | 385        | 53       | 332      | 169,075      |
| Cattaraugus    | 17                          | 72         | 55       | 17       | 8,895        | 47                                   | 53         | 6        | 47       | 25,747       |
| Cayuga         | 17                          | 65         | 47       | 18       | 10,563       | 39                                   | 51         | 9        | 42       | 23,954       |
| Chautauqua     | 167                         | 589        | 427      | 162      | 128,709      | 230                                  | 309        | 63       | 246      | 97,991       |
| Chemung        | 83                          | 317        | 247      | 70       | 38,602       | 114                                  | 130        | 23       | 107      | 63,763       |
| Chenango       | 5                           | 12         | 7        | 5        | 3,125        | 17                                   | 18         | 0        | 18       | 8,424        |
| Clinton        | 29                          | 98         | 67       | 31       | 17,882       | 87                                   | 95         | 9        | 86       | 49,073       |
| Columbia       | 16                          | 57         | 40       | 17       | 8,059        | 36                                   | 43         | 7        | 36       | 26,525       |
| Cortland       | 16                          | 57         | 39       | 18       | 9,418        | 50                                   | 66         | 14       | 52       | 26,658       |
| Delaware       | 0                           | 0          | 0        | 0        | 0            | 15                                   | 15         | 0        | 15       | 14,348       |
| Dutchess       | 47                          | 168        | 122      | 46       | 37,130       | 180                                  | 204        | 30       | 174      | 131,435      |
| Erie           | 1,128                       | 4,195      | 3,065    | 1,130    | 653,839      | 1,995                                | 2,232      | 254      | 1,978    | 882,017      |
| Essex          | 1                           | 4          | 3        | 1        | 230          | 11                                   | 14         | 2        | 12       | 6,539        |
| Franklin       | 20                          | 70         | 49       | 21       | 8,585        | 37                                   | 72         | 30       | 42       | 20,502       |
| Fulton         | 3                           | 6          | 4        | 2        | 1,240        | 42                                   | 48         | 5        | 43       | 21,627       |
| Genesee        | 10                          | 41         | 31       | 10       | 6,298        | 54                                   | 57         | 2        | 55       | 41,408       |
| Greene         | 22                          | 83         | 60       | 23       | 17,218       | 30                                   | 36         | 4        | 32       | 28,558       |
| Hamilton       | 0                           | 0          | 0        | 0        | 0            | 0                                    | 0          | 0        | 0        | 0            |
| Herkimer       | 17                          | 52         | 34       | 18       | 9,768        | 48                                   | 49         | 3        | 46       | 28,550       |
| Jefferson      | 4                           | 14         | 10       | 4        | 7,139        | 95                                   | 109        | 16       | 93       | 70,703       |
| Lewis          | 1                           | 2          | 1        | 1        | 526          | 14                                   | 14         | 4        | 10       | 7,131        |
| Livingston     | 12                          | 38         | 24       | 14       | 5,134        | 59                                   | 62         | 3        | 59       | 33,626       |
| Madison        | 4                           | 17         | 14       | 3        | 2,355        | 20                                   | 20         | 1        | 19       | 12,339       |
| Monroe         | 1,697                       | 6,120      | 4,388    | 1,732    | 1,078,744    | 2,044                                | 2,313      | 226      | 2,087    | 957,343      |
| Montgomery     | 18                          | 64         | 46       | 18       | 13,576       | 49                                   | 62         | 9        | 53       | 30,345       |
| Nassau         | 459                         | 1,537      | 1,077    | 460      | 478,473      | 652                                  | 740        | 88       | 652      | 452,572      |
| Niagara        | 178                         | 614        | 433      | 181      | 85,941       | 380                                  | 431        | 51       | 380      | 160,629      |
| Oneida         | 192                         | 768        | 577      | 191      | 98,415       | 203                                  | 284        | 79       | 205      | 131,112      |
| Onondaga       | 331                         | 1,310      | 980      | 330      | 181,002      | 281                                  | 387        | 131      | 256      | 148,567      |
| Ontario        | 24                          | 85         | 57       | 28       | 13,783       | 103                                  | 116        | 15       | 101      | 88,112       |
| Orange         | 171                         | 674        | 496      | 178      | 146,492      | 290                                  | 466        | 157      | 309      | 214,607      |
| Orleans        | 28                          | 100        | 71       | 29       | 16,607       | 70                                   | 77         | 8        | 69       | 31,915       |
| Oswego         | 25                          | 102        | 78       | 24       | 14,387       | 97                                   | 113        | 23       | 90       | 51,141       |
| Otsego         | 2                           | 6          | 4        | 2        | 649          | 17                                   | 19         | 4        | 15       | 19,198       |
| Putnam         | 0                           | 0          | 0        | 0        | 0            | 14                                   | 14         | 0        | 14       | 11,852       |
| Rensselaer     | 107                         | 387        | 278      | 109      | 93,469       | 77                                   | 135        | 50       | 85       | 69,944       |
| Rockland       | 43                          | 176        | 134      | 42       | 28,637       | 279                                  | 578        | 259      | 319      | 185,309      |
| St.Lawrence    | 44                          | 152        | 108      | 44       | 28,213       | 87                                   | 132        | 35       | 97       | 43,618       |
| Saratoga       | 1                           | 2          | 1        | 1        | 564          | 73                                   | 74         | 1        | 73       | 70,190       |
| Schenectady    | 116                         | 442        | 327      | 115      | 80,581       | 105                                  | 121        | 11       | 110      | 89,066       |
| Schoharie      |                             | 0          |          |          |              | 9                                    | 9          | 0        | 9        | 7,816        |
| Schuyler       | 3                           | 9          | 5        | 4        | 1,850        | 9                                    | 11         | 1        | 10       | 6,596        |
| Seneca         | 5                           | 17         | 11       | 6        | 1,827        | 21                                   | 21         | 1        | 20       | 11,517       |
| Steuben        | 50                          | 157        | 113      | 44       | 25,425       | 91                                   | 128        | 32       | 96       | 51,455       |
| Suffolk        | 484                         | 1,820      | 1,336    | 484      | 708,414      | 1,028                                | 1,265      | 204      | 1,061    | 652,694      |
| Sullivan       | 28                          | 110        | 81       | 29       | 33,118       | 102                                  | 109        | 6        | 103      | 89,204       |
| Tioga          | 14                          | 38         | 25       | 13       | 10,586       | 31                                   | 31         | 1        | 30       | 15,459       |
| Tompkins       | 42                          | 145        | 100      | 45       | 31,708       | 104                                  | 113        | 8        | 105      | 65,798       |
| Ulster         | 56                          | 185        | 130      | 55       | 46,319       | 175                                  | 211        | 36       | 175      | 137,231      |
| Warren         | 0                           | 0          | 0        | 0        | 0            | 52                                   | 52         | 0        | 52       | 72,605       |
| Washington     | 1                           | 1          | 1        | 0        | 336          | 57                                   | 57         | 4        | 53       | 48,461       |
| Wayne          | 13                          | 49         | 36       | 13       | 7,708        | 79                                   | 82         | 11       | 71       | 47,462       |
| Westchester    | 909                         | 3,044      | 2,131    | 913      | 1,147,696    | 1,163                                | 1,361      | 151      | 1,210    | 1,148,224    |
| Wyoming        | 3                           | 7          | 5        | 2        | 1,211        | 23                                   | 25         | 4        | 21       | 14,067       |
| Yates          | 3                           | 16         | 14       | 2        | 2,710        | 6                                    | 6          | 1        | 5        | 3,394        |

Note: Data from New York City does not allow the separation of Safety Net-FNP-Cash and Safety Net-FNP-Non-Cash data.

\*Includes Non-Disabled two-parent cases otherwise SNA-MOE.

Table 16  
**FOOD STAMPS**  
 Households, Persons and Value of Food Stamps Benefits by Local District  
 December 2008

| Local District | Total      |           |                      | Temporary Assistance |         |                      | Non-Temporary Assistance |           |                      |
|----------------|------------|-----------|----------------------|----------------------|---------|----------------------|--------------------------|-----------|----------------------|
|                | Households | Persons   | Food Stamps Benefits | Households           | Persons | Food Stamps Benefits | Households               | Persons   | Food Stamps Benefits |
| New York State | 1,149,034  | 2,174,325 | \$279,788,183        | 569,157              | 868,157 | \$118,515,577        | 579,877                  | 1,306,168 | \$161,272,606        |
| New York City  | 732,798    | 1,348,073 | 182,176,244          | 402,936              | 630,696 | 86,452,979           | 329,862                  | 717,377   | 95,723,265           |
| Rest of State  | 416,236    | 826,252   | 97,611,939           | 166,221              | 237,461 | 32,062,598           | 250,015                  | 588,791   | 65,549,341           |
| Albany         | 12,468     | 23,971    | 2,903,256            | 5,349                | 7,840   | 1,087,438            | 7,119                    | 16,131    | 1,815,818            |
| Allegany       | 2,555      | 5,162     | 532,784              | 1,029                | 1,423   | 182,799              | 1,526                    | 3,739     | 349,985              |
| Broome         | 11,471     | 22,426    | 2,645,581            | 4,805                | 6,923   | 973,428              | 6,666                    | 15,503    | 1,672,153            |
| Cattaraugus    | 4,105      | 8,385     | 889,836              | 1,359                | 1,654   | 212,514              | 2,746                    | 6,731     | 677,322              |
| Cayuga         | 3,607      | 7,621     | 856,724              | 1,068                | 1,412   | 191,259              | 2,539                    | 6,209     | 665,465              |
| Chautauqua     | 8,964      | 18,583    | 2,130,112            | 3,176                | 4,769   | 644,420              | 5,788                    | 13,814    | 1,485,692            |
| Chemung        | 5,313      | 11,031    | 1,291,388            | 2,030                | 2,786   | 376,448              | 3,283                    | 8,245     | 914,940              |
| Chenango       | 2,820      | 6,074     | 686,588              | 733                  | 935     | 119,611              | 2,087                    | 5,139     | 566,977              |
| Clinton        | 4,970      | 9,181     | 1,019,069            | 2,042                | 2,743   | 354,124              | 2,928                    | 6,438     | 664,945              |
| Columbia       | 1,941      | 3,446     | 402,078              | 820                  | 1,064   | 145,959              | 1,121                    | 2,382     | 256,119              |
| Cortland       | 2,582      | 5,158     | 573,998              | 909                  | 1,216   | 163,819              | 1,673                    | 3,942     | 410,179              |
| Delaware       | 2,061      | 3,977     | 435,123              | 725                  | 824     | 107,892              | 1,336                    | 3,153     | 327,231              |
| Dutchess       | 7,292      | 13,863    | 1,694,866            | 2,607                | 3,473   | 483,195              | 4,685                    | 10,390    | 1,211,671            |
| Erie           | 55,479     | 109,185   | 12,820,390           | 21,100               | 31,164  | 4,173,571            | 34,379                   | 78,021    | 8,646,819            |
| Essex          | 1,381      | 2,456     | 273,769              | 550                  | 616     | 78,225               | 831                      | 1,840     | 195,544              |
| Franklin       | 2,740      | 5,339     | 600,639              | 1,020                | 1,281   | 162,424              | 1,720                    | 4,058     | 438,215              |
| Fulton         | 3,543      | 7,102     | 858,189              | 1,073                | 1,232   | 175,653              | 2,470                    | 5,870     | 682,536              |
| Genesee        | 2,234      | 4,446     | 481,898              | 725                  | 917     | 124,099              | 1,509                    | 3,529     | 357,799              |
| Greene         | 2,161      | 4,001     | 472,360              | 933                  | 1,292   | 178,102              | 1,228                    | 2,709     | 294,258              |
| Hamilton       | 166        | 245       | 29,921               | 29                   | 38      | 3,972                | 137                      | 207       | 25,949               |
| Herkimer       | 3,767      | 7,403     | 823,471              | 1,094                | 1,335   | 181,951              | 2,673                    | 6,068     | 641,520              |
| Jefferson      | 5,691      | 11,422    | 1,212,307            | 1,766                | 2,018   | 255,265              | 3,925                    | 9,404     | 957,042              |
| Lewis          | 1,428      | 2,844     | 269,234              | 361                  | 422     | 48,686               | 1,067                    | 2,422     | 220,548              |
| Livingston     | 2,683      | 5,073     | 575,353              | 838                  | 1,107   | 151,930              | 1,845                    | 3,966     | 423,423              |
| Madison        | 3,029      | 6,433     | 711,343              | 809                  | 1,030   | 137,296              | 2,220                    | 5,403     | 574,047              |
| Monroe         | 42,378     | 84,513    | 10,066,469           | 20,110               | 32,188  | 4,364,107            | 22,268                   | 52,325    | 5,702,362            |
| Montgomery     | 3,394      | 7,349     | 842,699              | 1,091                | 1,512   | 204,113              | 2,303                    | 5,837     | 638,586              |
| Nassau         | 20,077     | 32,865    | 4,336,964            | 11,338               | 15,942  | 2,258,901            | 8,739                    | 16,923    | 2,078,063            |
| Niagara        | 11,267     | 21,585    | 2,535,858            | 4,337                | 6,043   | 836,360              | 6,930                    | 15,542    | 1,699,498            |
| Oneida         | 13,744     | 28,435    | 3,309,986            | 5,172                | 7,910   | 1,037,153            | 8,572                    | 20,525    | 2,272,833            |
| Onondaga       | 22,486     | 47,558    | 5,579,733            | 8,586                | 12,826  | 1,715,840            | 13,900                   | 34,732    | 3,863,893            |
| Ontario        | 3,732      | 6,953     | 795,656              | 1,300                | 1,752   | 243,461              | 2,432                    | 5,201     | 552,195              |
| Orange         | 11,307     | 27,418    | 3,381,234            | 4,109                | 6,369   | 882,604              | 7,198                    | 21,049    | 2,498,630            |
| Orleans        | 2,220      | 4,644     | 512,934              | 730                  | 1,049   | 143,154              | 1,490                    | 3,595     | 369,780              |
| Oswego         | 5,929      | 13,859    | 1,565,372            | 1,777                | 2,499   | 336,757              | 4,152                    | 11,360    | 1,228,615            |
| Otsego         | 2,105      | 4,186     | 462,521              | 660                  | 723     | 94,979               | 1,445                    | 3,463     | 367,542              |
| Putnam         | 807        | 1,117     | 133,574              | 393                  | 414     | 57,378               | 414                      | 703       | 76,196               |
| Rensselaer     | 6,710      | 13,796    | 1,664,452            | 2,402                | 3,765   | 510,735              | 4,308                    | 10,031    | 1,153,717            |
| Rockland       | 8,564      | 25,258    | 3,037,954            | 2,594                | 3,616   | 484,206              | 5,970                    | 21,642    | 2,553,748            |
| St.Lawrence    | 5,775      | 12,095    | 1,300,123            | 2,196                | 3,062   | 388,538              | 3,579                    | 9,033     | 911,585              |
| Saratoga       | 5,415      | 10,003    | 1,116,498            | 1,488                | 1,582   | 213,119              | 3,927                    | 8,421     | 903,379              |
| Schenectady    | 6,928      | 14,215    | 1,716,145            | 2,836                | 3,928   | 535,130              | 4,092                    | 10,287    | 1,181,015            |
| Schoharie      | 1,292      | 2,445     | 270,108              | 394                  | 462     | 60,098               | 898                      | 1,983     | 210,010              |
| Schuyler       | 870        | 1,839     | 203,935              | 301                  | 463     | 60,667               | 569                      | 1,376     | 143,268              |
| Seneca         | 1,126      | 2,119     | 238,333              | 361                  | 439     | 57,294               | 765                      | 1,680     | 181,039              |
| Steuben        | 4,093      | 8,617     | 915,170              | 1,595                | 2,203   | 277,697              | 2,498                    | 6,414     | 637,473              |
| Suffolk        | 28,324     | 49,359    | 6,393,410            | 13,760               | 18,924  | 2,594,043            | 14,564                   | 30,435    | 3,799,367            |
| Sullivan       | 3,879      | 7,686     | 921,100              | 1,647                | 2,204   | 305,557              | 2,232                    | 5,482     | 615,543              |
| Tioga          | 2,054      | 4,551     | 493,858              | 658                  | 860     | 115,503              | 1,396                    | 3,691     | 378,355              |
| Tompkins       | 3,423      | 6,492     | 761,610              | 1,379                | 1,907   | 258,774              | 2,044                    | 4,585     | 502,836              |
| Ulster         | 6,609      | 12,097    | 1,456,337            | 2,790                | 3,662   | 503,613              | 3,819                    | 8,435     | 952,724              |
| Warren         | 2,687      | 5,120     | 571,890              | 958                  | 1,069   | 143,980              | 1,729                    | 4,051     | 427,910              |
| Washington     | 2,855      | 5,615     | 609,169              | 831                  | 992     | 136,601              | 2,024                    | 4,623     | 472,568              |
| Wayne          | 3,832      | 7,256     | 834,152              | 1,387                | 1,688   | 229,463              | 2,445                    | 5,568     | 604,689              |
| Westchester    | 25,473     | 47,457    | 5,882,375            | 11,420               | 17,073  | 2,193,213            | 14,053                   | 30,384    | 3,689,162            |
| Wyoming        | 1,293      | 2,618     | 269,451              | 391                  | 478     | 61,288               | 902                      | 2,140     | 208,163              |
| Yates          | 1,137      | 2,305     | 242,592              | 280                  | 343     | 44,192               | 857                      | 1,962     | 198,400              |

Note: Food Stamps households containing only SSI recipients are counted as TA in accordance with Federal reporting requirements.

Table 17  
**SUPPLEMENTAL SECURITY INCOME**  
 Recipients, Total Program Expenditures, Federal and State Shares, by Local District  
 December 2008

| Local District  | Expenditures |               |               |              |
|-----------------|--------------|---------------|---------------|--------------|
|                 | Recipients   | Total         | Federal       | State        |
| New York State* | 660,704      | \$358,130,950 | \$305,128,910 | \$53,002,040 |
| New York City   | 411,248      | 225,298,945   | 194,964,697   | 30,334,248   |
| Rest of State   | 241,558      | 129,653,447   | 107,997,967   | 21,655,480   |
| Albany          | 6,948        | 3,649,794     | 3,060,071     | 589,723      |
| Allegany        | 1,517        | 799,259       | 663,339       | 135,920      |
| Broome          | 6,210        | 3,303,257     | 2,825,458     | 477,799      |
| Cattaraugus     | 2,451        | 1,286,066     | 1,078,064     | 208,002      |
| Cayuga          | 1,863        | 1,042,234     | 843,654       | 198,580      |
| Chautauqua      | 4,395        | 2,329,505     | 1,942,589     | 386,916      |
| Chemung         | 3,264        | 1,673,302     | 1,414,852     | 258,450      |
| Chenango        | 1,544        | 783,601       | 680,527       | 103,074      |
| Clinton         | 2,776        | 1,500,509     | 1,265,486     | 235,023      |
| Columbia        | 1,510        | 778,073       | 609,814       | 168,259      |
| Cortland        | 1,206        | 646,725       | 539,732       | 106,993      |
| Delaware        | 1,209        | 574,547       | 478,184       | 96,363       |
| Dutchess        | 4,727        | 2,517,299     | 1,930,508     | 586,791      |
| Erie            | 27,327       | 16,191,086    | 13,721,468    | 2,469,618    |
| Essex           | 986          | 493,038       | 381,526       | 111,512      |
| Franklin        | 1,677        | 843,292       | 699,860       | 143,432      |
| Fulton          | 1,905        | 915,633       | 741,652       | 173,981      |
| Genesee         | 1,080        | 592,440       | 486,619       | 105,821      |
| Greene          | 1,275        | 666,663       | 569,083       | 97,580       |
| Hamilton        | 68           | 32,343        | 27,552        | 4,791        |
| Herkimer        | 1,697        | 780,107       | 649,985       | 130,122      |
| Jefferson       | 2,917        | 1,479,241     | 1,249,427     | 229,814      |
| Lewis           | 642          | 355,557       | 307,807       | 47,750       |
| Livingston      | 1,076        | 589,236       | 506,929       | 82,307       |
| Madison         | 1,344        | 655,685       | 545,581       | 110,104      |
| Monroe          | 21,713       | 12,862,980    | 11,011,079    | 1,851,901    |
| Montgomery      | 1,648        | 881,172       | 729,470       | 151,702      |
| Nassau          | 17,577       | 8,998,360     | 7,396,405     | 1,601,955    |
| Niagara         | 5,522        | 3,191,821     | 2,690,137     | 501,684      |
| Oneida          | 7,816        | 4,146,262     | 3,546,540     | 599,722      |
| Onondaga        | 13,360       | 7,328,175     | 6,300,412     | 1,027,763    |
| Ontario         | 1,781        | 890,513       | 751,517       | 138,996      |
| Orange          | 6,347        | 3,151,890     | 2,612,049     | 539,841      |
| Orleans         | 940          | 493,841       | 421,611       | 72,230       |
| Oswego          | 3,237        | 1,717,855     | 1,496,594     | 221,261      |
| Otsego          | 1,351        | 682,079       | 543,482       | 138,597      |
| Putnam          | 833          | 384,016       | 287,873       | 96,143       |
| Rensselaer      | 3,661        | 1,922,172     | 1,580,208     | 341,964      |
| Rockland        | 4,670        | 2,387,617     | 1,773,154     | 614,463      |
| St. Lawrence    | 3,804        | 1,967,675     | 1,677,017     | 290,658      |
| Saratoga        | 2,729        | 1,374,424     | 1,124,633     | 249,791      |
| Schenectady     | 4,674        | 2,589,534     | 2,197,862     | 391,672      |
| Schoharie       | 708          | 345,863       | 268,007       | 77,856       |
| Schuyler        | 437          | 216,197       | 171,039       | 45,158       |
| Seneca          | 680          | 342,519       | 287,043       | 55,476       |
| Steuben         | 3,177        | 1,749,403     | 1,498,729     | 250,674      |
| Suffolk         | 20,977       | 10,978,188    | 8,796,915     | 2,181,273    |
| Sullivan        | 2,500        | 1,290,818     | 997,127       | 293,691      |
| Tioga           | 1,137        | 565,450       | 483,856       | 81,594       |
| Tompkins        | 1,681        | 847,771       | 699,584       | 148,187      |
| Ulster          | 4,067        | 2,207,918     | 1,804,847     | 403,071      |
| Warren          | 1,552        | 810,173       | 670,331       | 139,842      |
| Washington      | 1,528        | 809,372       | 669,815       | 139,557      |
| Wayne           | 2,031        | 1,047,523     | 892,909       | 154,614      |
| Westchester     | 16,621       | 8,379,596     | 6,885,254     | 1,494,342    |
| Wyoming         | 675          | 339,485       | 285,202       | 54,283       |
| Yates           | 510          | 274,293       | 227,499       | 46,794       |
| Mental Hygiene  | 7,898        | 3,178,558     | 2,166,246     | 1,012,312    |

\* Only NYS includes Mental Hygiene

Table 18  
**SUPPLEMENTAL SECURITY INCOME**  
 SSI Recipients by Living Arrangement and Location  
 December 2008

| Living Arrangement             | New York State | New York City  | Rest of State  | Mental Hygiene |
|--------------------------------|----------------|----------------|----------------|----------------|
| Living Alone                   | 336,625        | 227,495        | 108,882        | 248            |
| Living With Others             | 233,349        | 140,660        | 92,346         | 343            |
| Living in Household of Another | 27,098         | 16,533         | 10,563         | 2              |
| Congregate Care Level 1        | 3,729          | 384            | 454            | 2,891          |
| Congregate Care Level 2        | 26,348         | 8,941          | 16,387         | 1,020          |
| Congregate Care Level 3        | 13,080         | 6,610          | 6,470          | 0              |
| Title XIX Institution          | 14,236         | 8,717          | 4,241          | 1,278          |
| Other*                         | 6,239          | 1,908          | 2,215          | 2,116          |
| <b>Total</b>                   | <b>660,704</b> | <b>411,248</b> | <b>241,558</b> | <b>7,898</b>   |

Table 19  
**SUPPLEMENTAL SECURITY INCOME**  
 SSI Recipients by Living Arrangement and Category of Assistance  
 December 2008

| Living Arrangement             | Total          | Category of Assistance |              |                |
|--------------------------------|----------------|------------------------|--------------|----------------|
|                                |                | Aged                   | Blind        | Disabled       |
| Living Alone                   | 336,625        | 99,449                 | 1,442        | 235,734        |
| Living With Others             | 233,349        | 18,515                 | 988          | 213,846        |
| Living in Household of Another | 27,098         | 9,216                  | 141          | 17,741         |
| Congregate Care Level 1        | 3,729          | 117                    | 22           | 3,590          |
| Congregate Care Level 2        | 26,348         | 411                    | 153          | 25,784         |
| Congregate Care Level 3        | 13,080         | 4,074                  | 41           | 8,965          |
| Title XIX Institution & Other* | 20,475         | 2,962                  | 107          | 17,406         |
| <b>Total</b>                   | <b>660,704</b> | <b>134,744</b>         | <b>2,894</b> | <b>523,066</b> |

\* "Other" includes SSI recipients either a) residing in a private medical facility and Medicaid is paying for less than 50% of the cost of care, b) residing in certain publicly operated residential facilities serving 16 or fewer residents, or c) residing in a public emergency shelter for six calendar months during a nine month period. Such cases receive no state SSI supplement.

Table 20  
CHILD SUPPORT COLLECTIONS (IV-D)  
December 2008

| Local District | Total         | Current Assistance | Former Assistance | Never Assistance |
|----------------|---------------|--------------------|-------------------|------------------|
| New York State | \$146,804,749 | \$5,732,818        | \$42,542,255      | \$98,529,676     |
| New York City  | 56,735,201    | 2,908,778          | 17,144,973        | 36,681,450       |
| Rest of State  | 90,069,548    | 2,824,039          | 25,397,282        | 61,848,226       |
| Albany         | 2,549,453     | 82,826             | 604,294           | 1,862,333        |
| Allegany       | 545,367       | 27,936             | 280,383           | 237,047          |
| Broome         | 1,510,527     | 75,852             | 551,529           | 883,146          |
| Cattaraugus    | 934,971       | 33,150             | 388,156           | 513,665          |
| Cayuga         | 831,945       | 24,375             | 276,693           | 530,878          |
| Chautauqua     | 1,340,417     | 63,657             | 666,282           | 610,478          |
| Chemung        | 820,955       | 36,451             | 295,594           | 488,910          |
| Chenango       | 454,498       | 12,447             | 147,586           | 294,465          |
| Clinton        | 781,407       | 38,663             | 255,071           | 487,673          |
| Columbia       | 502,454       | 14,967             | 145,542           | 341,945          |
| Cortland       | 449,597       | 17,776             | 155,578           | 276,242          |
| Delaware       | 397,912       | 12,213             | 130,095           | 255,604          |
| Dutchess       | 2,714,275     | 69,894             | 509,651           | 2,134,730        |
| Erie           | 6,437,467     | 251,454            | 2,949,876         | 3,236,138        |
| Essex          | 315,360       | 9,527              | 126,729           | 179,105          |
| Franklin       | 532,951       | 11,711             | 189,779           | 331,461          |
| Fulton         | 598,105       | 9,414              | 221,568           | 367,124          |
| Genesee        | 523,982       | 13,068             | 151,512           | 359,402          |
| Greene         | 431,062       | 20,178             | 141,833           | 269,051          |
| Hamilton       | 35,375        | 135                | 10,154            | 25,086           |
| Herkimer       | 630,005       | 20,321             | 237,835           | 371,849          |
| Jefferson      | 1,203,340     | 33,134             | 418,337           | 751,870          |
| Lewis          | 324,403       | 3,208              | 112,285           | 208,911          |
| Livingston     | 656,048       | 24,980             | 270,976           | 360,091          |
| Madison        | 549,209       | 13,672             | 148,016           | 387,521          |
| Monroe         | 5,948,562     | 275,227            | 2,180,641         | 3,492,695        |
| Montgomery     | 543,622       | 20,456             | 170,785           | 352,381          |
| Nassau         | 8,895,425     | 169,832            | 1,212,421         | 7,513,172        |
| Niagara        | 1,673,202     | 73,960             | 809,319           | 789,924          |
| Oneida         | 1,519,864     | 78,764             | 593,453           | 847,647          |
| Onondaga       | 4,040,154     | 137,539            | 1,517,930         | 2,384,686        |
| Ontario        | 1,015,672     | 28,864             | 278,036           | 708,773          |
| Orange         | 3,114,688     | 99,140             | 593,323           | 2,422,225        |
| Orleans        | 384,588       | 12,608             | 152,162           | 219,817          |
| Oswego         | 1,258,807     | 38,950             | 520,994           | 698,863          |
| Otsego         | 435,857       | 8,033              | 101,796           | 326,028          |
| Putnam         | 660,842       | 6,077              | 52,671            | 602,095          |
| Rensselaer     | 1,661,918     | 64,233             | 455,513           | 1,142,172        |
| Rockland       | 2,372,264     | 47,325             | 422,565           | 1,902,374        |
| St.Lawrence    | 1,181,664     | 50,421             | 444,048           | 687,196          |
| Saratoga       | 1,693,310     | 17,623             | 268,007           | 1,407,680        |
| Schenectady    | 1,433,004     | 31,533             | 307,191           | 1,094,281        |
| Schoharie      | 342,845       | 10,705             | 115,611           | 216,530          |
| Schuyler       | 188,322       | 6,439              | 51,808            | 130,075          |
| Seneca         | 381,994       | 5,424              | 100,303           | 276,267          |
| Steuben        | 930,836       | 29,680             | 408,189           | 492,967          |
| Suffolk        | 12,124,952    | 322,211            | 2,230,988         | 9,571,753        |
| Sullivan       | 686,232       | 30,814             | 258,645           | 396,773          |
| Tioga          | 449,019       | 19,537             | 142,873           | 286,609          |
| Tompkins       | 650,771       | 24,507             | 236,919           | 389,344          |
| Ulster         | 1,506,115     | 51,007             | 392,236           | 1,062,871        |
| Warren         | 812,418       | 18,121             | 203,214           | 591,082          |
| Washington     | 669,346       | 19,725             | 182,069           | 467,552          |
| Wayne          | 1,024,756     | 18,795             | 292,442           | 713,519          |
| Westchester    | 5,821,296     | 173,007            | 1,130,168         | 4,518,121        |
| Wyoming        | 369,671       | 8,741              | 108,888           | 252,042          |
| Yates          | 206,450       | 3,738              | 76,723            | 125,989          |

Note: Effective February 1999, collection amounts include collections made on behalf of other states.

Table 21  
**AGGREGATE CLAIMS**  
**ALL TEMPORARY ASSISTANCE**  
 Family Assistance, Safety Net Assistance - FP, Safety Net Assistance - MOE, Safety Net Assistance Non-MOE

December 2008

| Month          | New York State |                  |                         | New York City |                  |                         | Rest of State |                  |                         |
|----------------|----------------|------------------|-------------------------|---------------|------------------|-------------------------|---------------|------------------|-------------------------|
|                | Recipients     | Net Expenditures | Monthly Average Payment | Recipients    | Net Expenditures | Monthly Average Payment | Recipients    | Net Expenditures | Monthly Average Payment |
| January 2007   | 550,881        | \$168,732,938    | \$306.30                | 376,698       | \$123,769,082    | \$328.56                | 174,183       | \$44,963,856     | \$258.14                |
| February 2007  | 541,503        | \$177,258,498    | \$327.35                | 368,444       | \$131,952,662    | \$358.13                | 173,059       | \$45,305,836     | \$261.79                |
| March 2007     | 542,506        | \$198,493,591    | \$365.88                | 367,675       | \$149,672,595    | \$407.08                | 174,831       | \$48,820,996     | \$279.25                |
| April 2007     | 535,447        | \$169,421,067    | \$316.41                | 362,287       | \$120,080,574    | \$331.45                | 173,160       | \$49,340,493     | \$284.94                |
| May 2007       | 537,080        | \$183,201,999    | \$341.11                | 362,676       | \$135,876,499    | \$374.65                | 174,404       | \$47,325,500     | \$271.36                |
| June 2007      | 531,307        | \$211,795,064    | \$398.63                | 359,484       | \$163,624,621    | \$455.17                | 171,823       | \$48,170,443     | \$280.35                |
| July 2007      | 527,243        | \$157,047,768    | \$297.87                | 357,997       | \$114,626,596    | \$320.19                | 169,246       | \$42,421,172     | \$250.65                |
| August 2007    | 529,521        | \$173,053,000    | \$326.81                | 355,896       | \$125,648,639    | \$353.05                | 173,625       | \$47,404,361     | \$273.03                |
| September 2007 | 516,826        | \$201,285,724    | \$389.47                | 348,540       | \$158,337,168    | \$454.29                | 168,286       | \$42,948,556     | \$255.21                |
| October 2007   | 522,921        | \$165,021,332    | \$315.58                | 353,746       | \$119,890,248    | \$338.92                | 169,175       | \$45,131,084     | \$266.77                |
| November 2007  | 519,414        | \$187,870,836    | \$361.70                | 351,246       | \$133,998,155    | \$381.49                | 168,168       | \$53,872,681     | \$320.35                |
| December 2007  | 516,298        | \$220,435,377    | \$426.95                | 348,414       | \$162,514,229    | \$466.44                | 167,884       | \$57,921,148     | \$345.01                |
| January 2008   | 516,175        | \$183,973,171    | \$356.42                | 346,116       | \$130,615,807    | \$377.38                | 170,059       | \$53,357,364     | \$313.76                |
| February 2008  | 515,311        | \$187,118,402    | \$363.12                | 345,468       | \$133,815,684    | \$387.35                | 169,843       | \$53,302,718     | \$313.84                |
| March 2008     | 513,388        | \$211,159,750    | \$411.31                | 343,289       | \$156,697,521    | \$456.46                | 170,099       | \$54,462,229     | \$320.18                |
| April 2008     | 514,691        | \$219,761,976    | \$426.98                | 345,169       | \$169,154,851    | \$490.06                | 169,522       | \$50,607,125     | \$298.53                |
| May 2008       | 513,736        | \$184,340,540    | \$358.82                | 343,134       | \$133,154,846    | \$388.05                | 170,602       | \$51,185,694     | \$300.03                |
| June 2008      | 508,377        | \$192,419,041    | \$378.50                | 340,026       | \$144,482,068    | \$424.91                | 168,351       | \$47,936,973     | \$284.74                |
| July 2008      | 506,167        | \$167,166,611    | \$330.26                | 337,272       | \$118,527,769    | \$351.43                | 168,895       | \$48,638,842     | \$287.98                |
| August 2008    | 503,627        | \$191,248,807    | \$379.74                | 334,691       | \$143,394,213    | \$428.44                | 168,936       | \$47,854,594     | \$283.27                |
| September 2008 | 501,049        | \$184,187,225    | \$367.60                | 332,350       | \$134,756,975    | \$405.47                | 168,699       | \$49,430,250     | \$293.01                |
| October 2008   | 509,923        | \$186,206,896    | \$365.17                | 337,728       | \$136,430,421    | \$403.97                | 172,195       | \$49,776,475     | \$289.07                |
| November 2008  | 505,099        | \$180,704,915    | \$357.76                | 335,204       | \$138,147,957    | \$412.13                | 169,895       | \$42,556,958     | \$250.49                |
| December 2008  | 514,382        | \$160,961,885    | \$312.92                | 341,241       | \$150,017,862    | \$439.62                | 173,141       | \$10,944,023     | \$63.21                 |

Footnote:

Data pursuant to a NYS Legislative mandate S. 6057-B/A. 9557-B, Chapter 57, L. 2004.

Based on local district claims submitted on claims Schedules A and C. Includes reimbursable expenditures for basic assistance, rent supplements, family shelters, domestic violence shelters, security deposits, transitional services, diversion transportation, diversion payments, and other non-assistance. These claims are net of cancellations and refunds, and include any reconciliations and supplemental claims applied to the month after initial expenditure reporting is done. Thus, these data differ from the expenditure data presented elsewhere in this document, which are derived from original payment issuance activity during the month, net of cancellations and refunds in that month.

District claiming activity for recent months is generally not complete before the statutorily required due date for this report. Thus, claims for recent months may appear substantially below those for earlier months. Claims tables in future months of this report will continue to include the historical periods above, adjusted for claiming activity occurring subsequent to this report.

Table 22  
**AGGREGATE CLAIMS**  
**FEDERALLY PARTICIPATING - TANF**  
**Family Assistance & Safety Net Assistance - FP**

December 2008

| Month          | New York State |                  |                         | New York City |                  |                         | Rest of State |                  |                         |
|----------------|----------------|------------------|-------------------------|---------------|------------------|-------------------------|---------------|------------------|-------------------------|
|                | Recipients     | Net Expenditures | Monthly Average Payment | Recipients    | Net Expenditures | Monthly Average Payment | Recipients    | Net Expenditures | Monthly Average Payment |
| January 2007   | 265,473        | \$82,332,542     | \$310.14                | 165,871       | \$58,640,736     | \$353.53                | 99,602        | \$23,691,806     | \$237.86                |
| February 2007  | 259,315        | \$81,680,329     | \$314.98                | 161,310       | \$58,778,681     | \$364.38                | 98,005        | \$22,901,648     | \$233.68                |
| March 2007     | 258,435        | \$92,337,564     | \$357.30                | 160,711       | \$67,576,794     | \$420.49                | 97,724        | \$24,760,770     | \$253.37                |
| April 2007     | 254,774        | \$79,515,501     | \$312.10                | 158,034       | \$53,894,389     | \$341.03                | 96,740        | \$25,621,112     | \$264.85                |
| May 2007       | 254,819        | \$85,618,815     | \$336.00                | 157,655       | \$61,387,887     | \$389.38                | 97,164        | \$24,230,928     | \$249.38                |
| June 2007      | 251,518        | \$101,494,419    | \$403.53                | 156,112       | \$76,852,939     | \$492.29                | 95,406        | \$24,641,480     | \$258.28                |
| July 2007      | 255,785        | \$74,772,472     | \$292.33                | 161,356       | \$52,889,388     | \$327.78                | 94,429        | \$21,883,084     | \$231.74                |
| August 2007    | 257,438        | \$82,722,304     | \$321.33                | 161,113       | \$57,145,998     | \$354.70                | 96,325        | \$25,576,306     | \$265.52                |
| September 2007 | 252,913        | \$89,070,765     | \$352.18                | 158,821       | \$66,383,681     | \$417.98                | 94,092        | \$22,687,084     | \$241.12                |
| October 2007   | 255,529        | \$80,161,216     | \$313.71                | 161,209       | \$55,837,451     | \$346.37                | 94,320        | \$24,323,765     | \$257.89                |
| November 2007  | 252,052        | \$91,053,881     | \$361.25                | 158,715       | \$59,767,274     | \$376.57                | 93,337        | \$31,286,607     | \$335.20                |
| December 2007  | 250,927        | \$103,615,735    | \$412.93                | 157,424       | \$69,506,103     | \$441.52                | 93,503        | \$34,109,632     | \$364.80                |
| January 2008   | 250,074        | \$86,000,898     | \$343.90                | 156,188       | \$56,756,404     | \$363.39                | 93,886        | \$29,244,494     | \$311.49                |
| February 2008  | 247,743        | \$87,312,843     | \$352.43                | 154,207       | \$59,033,436     | \$382.82                | 93,536        | \$28,279,407     | \$302.34                |
| March 2008     | 245,583        | \$97,891,322     | \$398.61                | 152,402       | \$68,599,109     | \$450.12                | 93,181        | \$29,292,213     | \$314.36                |
| April 2008     | 247,010        | \$112,272,074    | \$454.52                | 154,033       | \$85,816,789     | \$557.13                | 92,977        | \$26,455,285     | \$284.54                |
| May 2008       | 244,955        | \$86,979,894     | \$355.09                | 151,396       | \$59,698,343     | \$394.32                | 93,559        | \$27,281,551     | \$291.60                |
| June 2008      | 243,038        | \$88,300,058     | \$363.32                | 150,408       | \$63,479,982     | \$422.05                | 92,630        | \$24,820,076     | \$267.95                |
| July 2008      | 243,555        | \$79,511,368     | \$326.46                | 150,350       | \$53,954,748     | \$358.86                | 93,205        | \$25,556,620     | \$274.20                |
| August 2008    | 242,205        | \$81,194,824     | \$335.23                | 148,927       | \$55,889,865     | \$375.28                | 93,278        | \$25,304,959     | \$271.29                |
| September 2008 | 242,573        | \$86,567,431     | \$356.87                | 148,945       | \$60,372,887     | \$405.34                | 93,628        | \$26,194,544     | \$279.77                |
| October 2008   | 246,850        | \$85,849,808     | \$347.78                | 151,481       | \$59,656,131     | \$393.82                | 95,369        | \$26,193,677     | \$274.66                |
| November 2008  | 243,911        | \$83,723,867     | \$343.26                | 149,516       | \$61,246,056     | \$409.63                | 94,395        | \$22,477,811     | \$238.13                |
| December 2008  | 248,430        | \$67,482,476     | \$271.64                | 152,804       | \$61,615,299     | \$403.23                | 95,626        | \$5,867,177      | \$61.36                 |

**Footnote:**

Data pursuant to a NYS Legislative mandate S. 6057-B/A. 9557-B, Chapter 57, L. 2004.

Based on local district claims submitted on claims Schedules A and C. Includes reimbursable expenditures for basic assistance, rent supplements, family shelters, domestic violence shelters, security deposits, transitional services, diversion transportation, diversion payments, and other non-assistance. These claims are net of cancellations and refunds, and include any reconciliations and supplemental claims applied to the month after initial expenditure reporting is done. Thus, these data differ from the expenditure data presented elsewhere in this document, which are derived from original payment issuance activity during the month, net of cancellations and refunds in that month.

District claiming activity for recent months is generally not complete before the statutorily required due date for this report. Thus, claims for recent months may appear substantially below those for earlier months. Claims tables in future months of this report will continue to include the historical periods above, adjusted for claiming activity occurring subsequent to this report.

Table 23  
**AGGREGATE CLAIMS**  
**FEDERALLY NON - PARTICIPATING**  
**Safety Net Assistance - MOE**

December 2008

| Month          | New York State |                  |                         | New York City |                  |                         | Rest of State |                  |                         |
|----------------|----------------|------------------|-------------------------|---------------|------------------|-------------------------|---------------|------------------|-------------------------|
|                | Recipients     | Net Expenditures | Monthly Average Payment | Recipients    | Net Expenditures | Monthly Average Payment | Recipients    | Net Expenditures | Monthly Average Payment |
| January 2007   | 117,639        | \$26,310,359     | \$223.65                | 87,253        | \$20,362,739     | \$233.38                | 30,386        | \$5,947,620      | \$195.74                |
| February 2007  | 116,263        | \$26,580,172     | \$228.62                | 85,901        | \$20,343,325     | \$236.82                | 30,362        | \$6,236,847      | \$205.42                |
| March 2007     | 114,985        | \$30,901,080     | \$268.74                | 84,700        | \$24,827,911     | \$293.13                | 30,285        | \$6,073,169      | \$200.53                |
| April 2007     | 113,830        | \$25,744,909     | \$226.17                | 83,642        | \$19,288,157     | \$230.60                | 30,188        | \$6,456,752      | \$213.88                |
| May 2007       | 113,701        | \$26,861,246     | \$236.24                | 83,585        | \$20,882,475     | \$249.84                | 30,116        | \$5,978,771      | \$198.52                |
| June 2007      | 114,796        | \$35,219,283     | \$306.80                | 84,862        | \$28,809,566     | \$339.49                | 29,934        | \$6,409,717      | \$214.13                |
| July 2007      | 125,759        | \$27,352,405     | \$217.50                | 96,087        | \$21,856,825     | \$227.47                | 29,672        | \$5,495,580      | \$185.21                |
| August 2007    | 125,351        | \$29,379,819     | \$234.38                | 95,028        | \$22,590,843     | \$237.73                | 30,323        | \$6,788,976      | \$223.89                |
| September 2007 | 122,362        | \$32,592,908     | \$266.36                | 92,682        | \$26,877,310     | \$289.99                | 29,680        | \$5,715,598      | \$192.57                |
| October 2007   | 122,726        | \$28,290,053     | \$230.51                | 93,187        | \$22,797,188     | \$244.64                | 29,539        | \$5,492,865      | \$185.95                |
| November 2007  | 122,801        | \$29,723,052     | \$242.04                | 93,363        | \$23,575,269     | \$252.51                | 29,438        | \$6,147,783      | \$208.84                |
| December 2007  | 122,185        | \$34,360,230     | \$281.21                | 92,745        | \$28,204,224     | \$304.11                | 29,440        | \$6,156,006      | \$209.10                |
| January 2008   | 121,184        | \$29,548,851     | \$243.83                | 91,940        | \$23,001,282     | \$250.18                | 29,244        | \$6,547,569      | \$223.89                |
| February 2008  | 121,547        | \$30,267,386     | \$249.02                | 92,378        | \$23,912,736     | \$258.86                | 29,169        | \$6,354,650      | \$217.86                |
| March 2008     | 120,168        | \$35,301,089     | \$293.76                | 91,426        | \$28,414,139     | \$310.79                | 28,742        | \$6,886,950      | \$239.61                |
| April 2008     | 119,229        | \$35,257,692     | \$295.71                | 90,597        | \$29,100,048     | \$321.20                | 28,632        | \$6,157,644      | \$215.06                |
| May 2008       | 119,744        | \$30,399,573     | \$253.87                | 91,226        | \$24,207,646     | \$265.36                | 28,518        | \$6,191,927      | \$217.12                |
| June 2008      | 117,978        | \$32,364,822     | \$274.33                | 89,777        | \$26,549,101     | \$295.72                | 28,201        | \$5,815,721      | \$206.22                |
| July 2008      | 116,055        | \$28,404,404     | \$244.75                | 87,714        | \$22,723,781     | \$259.07                | 28,341        | \$5,680,623      | \$200.44                |
| August 2008    | 114,990        | \$27,306,374     | \$237.47                | 86,713        | \$21,666,029     | \$249.86                | 28,277        | \$5,640,345      | \$199.47                |
| September 2008 | 113,079        | \$32,232,918     | \$285.05                | 84,923        | \$26,383,200     | \$310.67                | 28,156        | \$5,849,718      | \$207.76                |
| October 2008   | 114,625        | \$29,064,632     | \$253.56                | 85,921        | \$22,602,131     | \$263.06                | 28,704        | \$6,462,501      | \$225.14                |
| November 2008  | 113,804        | \$27,678,032     | \$243.21                | 85,388        | \$22,372,003     | \$262.00                | 28,416        | \$5,306,029      | \$186.73                |
| December 2008  | 114,324        | \$32,971,838     | \$288.41                | 85,661        | \$31,565,951     | \$368.50                | 28,663        | \$1,405,887      | \$49.05                 |

Footnote:  
Data pursuant to a NYS Legislative mandate S. 6057-B/A. 9557-B, Chapter 57, L. 2004.  
Based on local district claims submitted on claims Schedules A and C. Includes reimbursable expenditures for basic assistance, rent supplements, family shelters, domestic violence shelters, security deposits, transitional services, diversion transportation, diversion payments, and other non-assistance. These claims are net of cancellations and refunds, and include any reconciliations and supplemental claims applied to the month after initial expenditure reporting is done. Thus, these data differ from the expenditure data presented elsewhere in this document, which are derived from original payment issuance activity during the month, net of cancellations and refunds in that month.  
District claiming activity for recent months is generally not complete before the statutorily required due date for this report. Thus, claims for recent months may appear substantially below those for earlier months. Claims tables in future months of this report will continue to include the historical periods above, adjusted for claiming activity occurring subsequent to this report.



Table 24  
**AGGREGATE CLAIMS**  
**FEDERALLY NON - PARTICIPATING**  
**Safety Net Assistance - Non-MOE**

December 2008

| Month          | New York State |                  |                         | New York City |                  |                         | Rest of State |                  |                         |
|----------------|----------------|------------------|-------------------------|---------------|------------------|-------------------------|---------------|------------------|-------------------------|
|                | Recipients     | Net Expenditures | Monthly Average Payment | Recipients    | Net Expenditures | Monthly Average Payment | Recipients    | Net Expenditures | Monthly Average Payment |
| January 2007   | 167,769        | \$60,090,037     | \$358.17                | 123,574       | \$44,765,607     | \$362.26                | 44,195        | \$15,324,430     | \$346.75                |
| February 2007  | 165,925        | \$68,997,997     | \$415.84                | 121,233       | \$52,830,656     | \$435.78                | 44,692        | \$16,167,341     | \$361.75                |
| March 2007     | 169,086        | \$75,254,947     | \$445.07                | 122,264       | \$57,267,890     | \$468.40                | 46,822        | \$17,987,057     | \$384.16                |
| April 2007     | 166,843        | \$64,160,657     | \$384.56                | 120,611       | \$46,898,028     | \$388.84                | 46,232        | \$17,262,629     | \$373.39                |
| May 2007       | 168,560        | \$70,721,938     | \$419.57                | 121,436       | \$53,606,137     | \$441.44                | 47,124        | \$17,115,801     | \$363.21                |
| June 2007      | 164,993        | \$75,081,362     | \$455.06                | 118,510       | \$57,962,116     | \$489.09                | 46,483        | \$17,119,246     | \$368.29                |
| July 2007      | 145,699        | \$54,922,891     | \$376.96                | 100,554       | \$39,880,383     | \$396.61                | 45,145        | \$15,042,508     | \$333.20                |
| August 2007    | 146,732        | \$60,950,877     | \$415.39                | 99,755        | \$45,911,798     | \$460.25                | 46,977        | \$15,039,079     | \$320.14                |
| September 2007 | 141,551        | \$79,622,051     | \$562.50                | 97,037        | \$65,076,177     | \$670.63                | 44,514        | \$14,545,874     | \$326.77                |
| October 2007   | 144,666        | \$56,570,063     | \$391.04                | 99,350        | \$41,255,609     | \$415.26                | 45,316        | \$15,314,454     | \$337.95                |
| November 2007  | 144,561        | \$67,093,903     | \$464.12                | 99,168        | \$50,655,612     | \$510.81                | 45,393        | \$16,438,291     | \$362.13                |
| December 2007  | 143,186        | \$82,459,412     | \$575.89                | 98,245        | \$64,803,902     | \$659.62                | 44,941        | \$17,655,510     | \$392.86                |
| January 2008   | 144,917        | \$68,423,422     | \$472.16                | 97,988        | \$50,858,121     | \$519.02                | 46,929        | \$17,565,301     | \$374.30                |
| February 2008  | 146,021        | \$69,538,173     | \$476.22                | 98,883        | \$50,869,512     | \$514.44                | 47,138        | \$18,668,661     | \$396.04                |
| March 2008     | 147,637        | \$77,967,339     | \$528.10                | 99,461        | \$59,684,273     | \$600.08                | 48,176        | \$18,283,066     | \$379.51                |
| April 2008     | 148,452        | \$72,232,210     | \$486.57                | 100,539       | \$54,238,014     | \$539.47                | 47,913        | \$17,994,196     | \$375.56                |
| May 2008       | 149,037        | \$66,961,073     | \$449.29                | 100,512       | \$49,248,857     | \$489.98                | 48,525        | \$17,712,216     | \$365.01                |
| June 2008      | 147,361        | \$71,754,161     | \$486.93                | 99,841        | \$54,452,985     | \$545.40                | 47,520        | \$17,301,176     | \$364.08                |
| July 2008      | 146,557        | \$59,250,839     | \$404.29                | 99,208        | \$41,849,240     | \$421.83                | 47,349        | \$17,401,599     | \$367.52                |
| August 2008    | 146,432        | \$82,747,609     | \$565.09                | 99,051        | \$65,838,319     | \$664.69                | 47,381        | \$16,909,290     | \$356.88                |
| September 2008 | 145,397        | \$65,386,876     | \$449.71                | 98,482        | \$48,000,888     | \$487.41                | 46,915        | \$17,385,988     | \$370.58                |
| October 2008   | 148,448        | \$71,292,456     | \$480.25                | 100,326       | \$54,172,159     | \$539.96                | 48,122        | \$17,120,297     | \$355.77                |
| November 2008  | 147,384        | \$69,303,016     | \$470.22                | 100,300       | \$54,529,898     | \$543.67                | 47,084        | \$14,773,118     | \$313.76                |
| December 2008  | 151,628        | \$60,507,571     | \$399.05                | 102,776       | \$56,836,612     | \$553.01                | 48,852        | \$3,670,959      | \$75.14                 |

Footnote:  
Data pursuant to a NYS Legislative mandate S. 6057-B/A. 9557-B, Chapter 57, L. 2004.  
Based on local district claims submitted on claims Schedules A and C. Includes reimbursable expenditures for basic assistance, rent supplements, family shelters, domestic violence shelters, security deposits, transitional services, diversion transportation, diversion payments, and other non-assistance. These claims are net of cancellations and refunds, and include any reconciliations and supplemental claims applied to the month after initial expenditure reporting is done. Thus, these data differ from the expenditure data presented elsewhere in this document, which are derived from original payment issuance activity during the month, net of cancellations and refunds in that month.  
District claiming activity for recent months is generally not complete before the statutorily required due date for this report. Thus, claims for recent months may appear substantially below those for earlier months. Claims tables in future months of this report will continue to include the historical periods above, adjusted for claiming activity occurring subsequent to this report.

Table 25  
HOME ENERGY ASSISTANCE PROGRAM\*  
Number and Dollar Amount of Benefits Authorized and Administrative Allocations - Federal Fiscal Year to Date  
December 2008

| Local District | Benefits Authorized |               | Administrative Allocations |
|----------------|---------------------|---------------|----------------------------|
|                | Number              | Dollar Amount |                            |
| New York State | 979,379             | \$228,756,382 | \$7,614,566                |
| New York City  | 536,079             | 24,695,460    | 800,000                    |
| Rest of State  | 443,300             | 204,060,922   | 6,814,566                  |
| Albany         | 11,519              | 4,437,037     | 179,669                    |
| Allegany       | 3,927               | 2,216,916     | 24,136                     |
| Broome         | 11,483              | 5,376,617     | 133,639                    |
| Cattaraugus    | 6,749               | 3,518,811     | 220,564                    |
| Cayuga         | 5,054               | 2,842,793     | 26,114                     |
| Chautauqua     | 10,875              | 5,513,227     | 94,323                     |
| Chemung        | 6,069               | 2,563,670     | 100,645                    |
| Chenango       | 4,055               | 2,658,488     | 10,417                     |
| Clinton        | 6,688               | 4,544,701     | 58,278                     |
| Columbia       | 2,527               | 1,521,506     | 93,632                     |
| Cortland       | 3,622               | 1,937,258     | 19,459                     |
| Delaware       | 3,350               | 2,141,387     | 32,461                     |
| Dutchess       | 6,811               | 2,685,378     | 119,163                    |
| Erie           | 67,733              | 28,596,540    | 392,436                    |
| Essex          | 2,589               | 1,839,516     | 44,074                     |
| Franklin       | 4,223               | 2,927,030     | 11,319                     |
| Fulton         | 4,951               | 2,942,289     | 34,210                     |
| Genesee        | 3,017               | 1,457,052     | 19,921                     |
| Greene         | 3,179               | 1,989,389     | 237,394                    |
| Hamilton       | 378                 | 236,779       | 704                        |
| Herkimer       | 5,132               | 2,833,728     | 29,502                     |
| Jefferson      | 6,303               | 3,677,412     | 102,443                    |
| Lewis          | 2,233               | 1,602,167     | 129,668                    |
| Livingston     | 2,866               | 1,545,818     | 34,001                     |
| Madison        | 4,180               | 2,502,674     | 18,997                     |
| Monroe         | 31,917              | 11,533,681    | 475,640                    |
| Montgomery     | 4,531               | 2,688,171     | 36,740                     |
| Nassau         | 11,781              | 2,917,438     | 399,585                    |
| Niagara        | 12,248              | 4,900,649     | 129,151                    |
| Oneida         | 16,931              | 8,741,829     | 463,064                    |
| Onondaga       | 23,199              | 9,976,044     | 212,058                    |
| Ontario        | 4,333               | 1,917,569     | 32,010                     |
| Orange         | 9,340               | 3,618,825     | 151,371                    |
| Orleans        | 2,952               | 1,715,728     | 88,677                     |
| Oswego         | 7,034               | 4,419,702     | 20,801                     |
| Otsego         | 3,563               | 2,396,928     | 10,857                     |
| Putnam         | 926                 | 382,960       | 10,450                     |
| Rensselaer     | 6,819               | 3,275,158     | 311,135                    |
| Rockland       | 7,037               | 1,927,278     | 84,172                     |
| St. Lawrence   | 9,503               | 5,986,599     | 52,910                     |
| Saratoga       | 6,663               | 4,027,601     | 67,881                     |
| Schenectady    | 6,385               | 2,841,799     | 24,816                     |
| Schoharie      | 2,037               | 1,393,509     | 7,700                      |
| Schuyler       | 1,478               | 996,024       | 15,631                     |
| Seneca         | 1,583               | 852,318       | 131,956                    |
| Steuben        | 6,904               | 3,898,772     | 293,255                    |
| Suffolk        | 23,593              | 8,199,099     | 623,590                    |
| Sullivan       | 5,039               | 2,748,343     | 36,047                     |
| Tioga          | 3,489               | 2,310,308     | 18,557                     |
| Tompkins       | 3,277               | 1,509,305     | 30,888                     |
| Ulster         | 8,390               | 4,470,538     | 312,103                    |
| Warren         | 3,700               | 2,209,232     | 23,232                     |
| Washington     | 3,548               | 2,262,374     | 52,756                     |
| Wayne          | 4,419               | 2,336,455     | 19,173                     |
| Westchester    | 17,699              | 1,677,936     | 475,222                    |
| Wyoming        | 1,983               | 1,003,830     | 16,434                     |
| Yates          | 1,486               | 816,738       | 19,536                     |

\* Please Note: This data table contains only benefits authorized in the NYS WMS Payment System for FFY-2009. The 2009 HEAP Federal Fiscal Year is October 1, 2008 thru September 30, 2009.

Table 26  
**HOME ENERGY ASSISTANCE PROGRAM - NON EMERGENCY\***  
 Number, Total Dollar Amount and Average Dollar Amount of Benefits Authorized - Federal Fiscal Year to Date  
 December 2008

| Local District | Autopay             |                          |                       | Regular Non-Autopay |                          |                       |
|----------------|---------------------|--------------------------|-----------------------|---------------------|--------------------------|-----------------------|
|                | Benefits Authorized | Dollar Amount Authorized | Average Dollar Amount | Benefits Authorized | Dollar Amount Authorized | Average Dollar Amount |
| New York State | 803,543             | \$110,659,340            | \$138                 | 150,670             | \$109,268,965            | \$725                 |
| New York City  | 517,017             | 17,168,785               | 33                    | 17,847              | 7,330,575                | 411                   |
| Rest of State  | 286,526             | 93,490,555               | 326                   | 132,823             | 101,938,390              | 767                   |
| Albany         | 9,183               | 2,637,203                | 287                   | 2,213               | 1,732,193                | 783                   |
| Allegany       | 1,806               | 834,485                  | 462                   | 1,808               | 1,268,881                | 702                   |
| Broome         | 7,155               | 2,388,529                | 334                   | 3,903               | 2,757,912                | 707                   |
| Cattaraugus    | 3,346               | 1,322,925                | 395                   | 2,851               | 2,005,235                | 703                   |
| Cayuga         | 2,768               | 1,178,868                | 426                   | 2,052               | 1,562,425                | 761                   |
| Chautauqua     | 6,346               | 2,590,677                | 408                   | 3,858               | 2,629,270                | 682                   |
| Chemung        | 3,871               | 1,129,767                | 292                   | 1,981               | 1,291,642                | 652                   |
| Chenango       | 1,829               | 850,343                  | 465                   | 1,979               | 1,682,303                | 850                   |
| Clinton        | 3,388               | 1,792,002                | 529                   | 2,887               | 2,551,883                | 884                   |
| Columbia       | 1,341               | 541,392                  | 404                   | 1,119               | 940,516                  | 840                   |
| Cortland       | 1,879               | 718,059                  | 382                   | 1,423               | 1,054,116                | 741                   |
| Delaware       | 1,487               | 658,332                  | 443                   | 1,637               | 1,380,096                | 843                   |
| Dutchess       | 4,937               | 1,222,601                | 248                   | 1,632               | 1,386,224                | 849                   |
| Erie           | 41,044              | 14,709,722               | 358                   | 19,178              | 12,450,885               | 649                   |
| Essex          | 874                 | 392,209                  | 449                   | 1,617               | 1,399,682                | 866                   |
| Franklin       | 1,993               | 988,374                  | 496                   | 1,942               | 1,761,780                | 907                   |
| Fulton         | 2,586               | 1,138,836                | 440                   | 2,118               | 1,698,574                | 802                   |
| Genesee        | 1,764               | 634,545                  | 360                   | 1,057               | 759,707                  | 719                   |
| Greene         | 1,589               | 689,066                  | 434                   | 1,376               | 1,182,725                | 860                   |
| Hamilton       | 141                 | 37,408                   | 265                   | 225                 | 192,720                  | 857                   |
| Herkimer       | 2,812               | 1,055,426                | 375                   | 2,162               | 1,656,240                | 766                   |
| Jefferson      | 3,845               | 1,700,106                | 442                   | 2,204               | 1,859,151                | 844                   |
| Lewis          | 1,057               | 598,285                  | 566                   | 1,019               | 918,870                  | 902                   |
| Livingston     | 1,837               | 782,413                  | 426                   | 847                 | 700,085                  | 827                   |
| Madison        | 1,993               | 851,600                  | 427                   | 1,981               | 1,537,620                | 776                   |
| Monroe         | 28,902              | 8,563,189                | 296                   | 2,659               | 2,775,068                | 1,044                 |
| Montgomery     | 2,395               | 1,070,800                | 447                   | 1,883               | 1,478,219                | 785                   |
| Nassau         | 9,516               | 1,263,255                | 133                   | 1,720               | 1,438,650                | 836                   |
| Niagara        | 8,366               | 2,614,185                | 312                   | 3,090               | 2,128,681                | 689                   |
| Oneida         | 9,807               | 3,651,990                | 372                   | 6,604               | 4,849,988                | 734                   |
| Onondaga       | 16,051              | 5,384,579                | 335                   | 6,914               | 4,491,414                | 650                   |
| Ontario        | 2,700               | 829,936                  | 307                   | 1,456               | 1,023,765                | 703                   |
| Orange         | 7,617               | 2,116,308                | 278                   | 1,574               | 1,437,375                | 913                   |
| Orleans        | 1,473               | 697,945                  | 474                   | 1,207               | 931,595                  | 772                   |
| Oswego         | 3,996               | 1,994,783                | 499                   | 2,800               | 2,327,908                | 831                   |
| Otsego         | 1,574               | 750,370                  | 477                   | 1,728               | 1,511,395                | 875                   |
| Putnam         | 570                 | 121,395                  | 213                   | 322                 | 254,855                  | 791                   |
| Rensselaer     | 4,526               | 1,468,840                | 325                   | 2,116               | 1,696,496                | 802                   |
| Rockland       | 6,263               | 1,344,720                | 215                   | 721                 | 561,278                  | 778                   |
| St.Lawrence    | 4,308               | 2,009,521                | 466                   | 4,371               | 3,604,860                | 825                   |
| Saratoga       | 3,446               | 1,562,031                | 453                   | 2,806               | 2,252,650                | 803                   |
| Schenectady    | 4,747               | 1,632,289                | 344                   | 1,579               | 1,186,050                | 751                   |
| Schoharie      | 890                 | 447,549                  | 503                   | 1,028               | 883,925                  | 860                   |
| Schuyler       | 569                 | 280,428                  | 493                   | 788                 | 638,280                  | 810                   |
| Seneca         | 853                 | 304,190                  | 357                   | 646                 | 494,364                  | 765                   |
| Steuben        | 3,036               | 1,372,592                | 452                   | 3,312               | 2,364,634                | 714                   |
| Suffolk        | 17,996              | 4,176,222                | 232                   | 3,591               | 3,217,219                | 896                   |
| Sullivan       | 2,714               | 833,412                  | 307                   | 1,922               | 1,719,762                | 895                   |
| Tioga          | 1,639               | 841,347                  | 513                   | 1,594               | 1,331,240                | 835                   |
| Tompkins       | 2,298               | 729,877                  | 318                   | 846                 | 701,244                  | 829                   |
| Ulster         | 4,632               | 1,584,067                | 342                   | 3,110               | 2,622,209                | 843                   |
| Warren         | 1,829               | 772,835                  | 423                   | 1,700               | 1,364,593                | 803                   |
| Washington     | 1,881               | 936,542                  | 498                   | 1,517               | 1,273,562                | 840                   |
| Wayne          | 2,881               | 1,171,606                | 407                   | 1,406               | 1,111,131                | 790                   |
| Westchester    | 16,412              | 839,976                  | 51                    | 1,285               | 837,025                  | 651                   |
| Wyoming        | 932                 | 367,892                  | 395                   | 889                 | 598,605                  | 673                   |
| Yates          | 836                 | 312,711                  | 374                   | 570                 | 469,615                  | 824                   |

\* Please note: This data table contains only benefits authorized in the NYS WMS Payment System for FFY-2009.  
 The 2009 HEAP Federal Fiscal Year is October 1, 2008 thru September 30, 2009.

Table 27  
HOME ENERGY ASSISTANCE PROGRAM - EMERGENCY\*  
Number, Total Dollar Amount and Average Dollar Amount of Benefits Authorized - Federal Fiscal Year to Date  
December 2008

| Local District | 1st Emergency       |                          |                       | 2nd Emergency       |                          |                       | Furnace Replacement |                          |                       | Furnace Repair & Repair/Replacement Estimates |                          |                       |
|----------------|---------------------|--------------------------|-----------------------|---------------------|--------------------------|-----------------------|---------------------|--------------------------|-----------------------|---|--------------------------|-----------------------|
|                | Benefits Authorized | Dollar Amount Authorized | Average Dollar Amount | Benefits Authorized | Dollar Amount Authorized | Average Dollar Amount | Benefits Authorized | Dollar Amount Authorized | Average Dollar Amount | Benefits Authorized                           | Dollar Amount Authorized | Average Dollar Amount |
| New York State | 23,386              | \$6,385,308              | \$273                 | 375                 | \$155,004                | \$413                 | 791                 | \$2,054,271              | \$2,597               | 614   | \$233,494                | \$380                 |
| New York City* | 1,212               | 182,200                  | 150                   | 0                   | 0                        | 0                     | 3                   | 13,900                   | 4,633                 | 0   | 0                        | 0                     |
| Rest of State  | 22,174              | 6,203,108                | 280                   | 375                 | 155,004                  | 413                   | 788                 | 2,040,371                | 2,589                 | 614   | 233,494                  | 380                   |
| Albany         | 100                 | 33,094                   | 331                   | 9                   | 4,280                    | 476                   | 9                   | 27,403                   | 3,045                 | 5   | 2,864                    | 573                   |
| Allegany       | 289                 | 82,230                   | 285                   | 5                   | 2,182                    | 436                   | 7                   | 22,419                   | 3,203                 | 12  | 6,719                    | 560                   |
| Broome         | 372                 | 153,782                  | 413                   | 12                  | 7,640                    | 637                   | 24                  | 67,052                   | 2,794                 | 17  | 1,702                    | 100                   |
| Cattaraugus    | 510                 | 128,220                  | 251                   | 5                   | 1,860                    | 372                   | 22                  | 56,513                   | 2,569                 | 15  | 4,058                    | 271                   |
| Cayuga         | 202                 | 72,775                   | 360                   | 4                   | 1,590                    | 398                   | 10                  | 23,021                   | 2,302                 | 18  | 4,114                    | 229                   |
| Chautauqua     | 578                 | 131,447                  | 227                   | 7                   | 1,635                    | 234                   | 44                  | 134,937                  | 3,067                 | 42  | 25,261                   | 601                   |
| Chemung        | 169                 | 67,540                   | 400                   | 12                  | 6,499                    | 542                   | 27                  | 65,074                   | 2,410                 | 9   | 3,148                    | 350                   |
| Chenango       | 226                 | 94,045                   | 416                   | 10                  | 6,715                    | 672                   | 11                  | 25,082                   | 2,280                 | 0   | 0                        | 0                     |
| Clinton        | 361                 | 143,890                  | 399                   | 8                   | 2,430                    | 304                   | 17                  | 49,001                   | 2,882                 | 27  | 5,495                    | 204                   |
| Columbia       | 54                  | 14,290                   | 265                   | 4                   | 1,071                    | 268                   | 6                   | 22,596                   | 3,766                 | 3   | 1,641                    | 547                   |
| Cortland       | 261                 | 81,703                   | 313                   | 6                   | 2,520                    | 420                   | 25                  | 71,441                   | 2,858                 | 28  | 9,419                    | 336                   |
| Delaware       | 214                 | 93,305                   | 436                   | 8                   | 5,760                    | 720                   | 2                   | 3,450                    | 1,725                 | 2   | 444                      | 222                   |
| Dutchess       | 233                 | 69,650                   | 299                   | 4                   | 2,435                    | 609                   | 2                   | 3,216                    | 1,608                 | 3   | 1,252                    | 417                   |
| Erie           | 7,277               | 1,091,408                | 150                   | 61                  | 8,775                    | 144                   | 143                 | 323,164                  | 2,260                 | 30  | 12,586                   | 420                   |
| Essex          | 88                  | 27,555                   | 313                   | 0                   | 0                        | 0                     | 6                   | 19,084                   | 3,181                 | 4   | 986                      | 246                   |
| Franklin       | 202                 | 99,200                   | 491                   | 3                   | 2,349                    | 783                   | 17                  | 50,734                   | 2,984                 | 66  | 24,593                   | 373                   |
| Fulton         | 225                 | 78,465                   | 349                   | 6                   | 4,189                    | 698                   | 9                   | 19,416                   | 2,157                 | 7   | 2,809                    | 401                   |
| Genesee        | 183                 | 38,640                   | 211                   | 5                   | 3,590                    | 718                   | 8                   | 20,570                   | 2,571                 | 0   | 0                        | 0                     |
| Greene         | 182                 | 65,704                   | 361                   | 16                  | 10,735                   | 671                   | 10                  | 37,179                   | 3,718                 | 6   | 3,980                    | 663                   |
| Hamilton       | 9                   | 2,620                    | 291                   | 0                   | 0                        | 0                     | 2                   | 3,781                    | 1,890                 | 1   | 250                      | 250                   |
| Herkimer       | 129                 | 52,020                   | 403                   | 5                   | 3,635                    | 727                   | 18                  | 62,004                   | 3,445                 | 6   | 4,403                    | 734                   |
| Jefferson      | 243                 | 104,604                  | 430                   | 6                   | 4,419                    | 737                   | 3                   | 8,689                    | 2,896                 | 2   | 443                      | 222                   |
| Lewis          | 147                 | 65,410                   | 445                   | 0                   | 0                        | 0                     | 5                   | 18,112                   | 3,622                 | 5   | 1,490                    | 298                   |
| Livingston     | 163                 | 48,685                   | 299                   | 12                  | 4,385                    | 365                   | 6                   | 9,900                    | 1,650                 | 1   | 350                      | 350                   |
| Madison        | 170                 | 66,785                   | 393                   | 6                   | 3,725                    | 621                   | 15                  | 38,493                   | 2,566                 | 15  | 4,451                    | 297                   |
| Monroe         | 300                 | 107,505                  | 358                   | 12                  | 4,775                    | 398                   | 37                  | 80,365                   | 2,172                 | 7   | 2,779                    | 397                   |
| Montgomery     | 221                 | 100,829                  | 456                   | 3                   | 1,540                    | 513                   | 9                   | 27,168                   | 3,019                 | 20  | 9,615                    | 481                   |
| Nassau         | 517                 | 195,500                  | 378                   | 22                  | 13,706                   | 623                   | 2                   | 3,615                    | 1,808                 | 4   | 2,712                    | 678                   |
| Niagara        | 755                 | 123,865                  | 164                   | 10                  | 4,160                    | 416                   | 15                  | 27,564                   | 1,838                 | 12  | 2,194                    | 183                   |
| Oneida         | 466                 | 158,020                  | 339                   | 8                   | 5,735                    | 717                   | 27                  | 71,394                   | 2,644                 | 19  | 4,702                    | 247                   |
| Onondaga       | 175                 | 57,170                   | 327                   | 7                   | 995                      | 142                   | 13                  | 29,824                   | 2,294                 | 39  | 12,062                   | 309                   |
| Ontario        | 149                 | 41,440                   | 278                   | 11                  | 4,575                    | 416                   | 6                   | 13,577                   | 2,263                 | 11  | 4,276                    | 389                   |
| Orange         | 133                 | 27,360                   | 206                   | 4                   | 2,280                    | 570                   | 10                  | 34,831                   | 3,483                 | 2   | 671                      | 336                   |
| Orleans        | 260                 | 71,810                   | 276                   | 2                   | 960                      | 480                   | 6                   | 12,246                   | 2,041                 | 4   | 1,172                    | 293                   |
| Oswego         | 214                 | 72,220                   | 337                   | 2                   | 1,335                    | 668                   | 12                  | 20,731                   | 1,728                 | 10  | 2,725                    | 272                   |
| Otsego         | 253                 | 116,370                  | 460                   | 0                   | 0                        | 0                     | 7                   | 15,598                   | 2,228                 | 1   | 3,195                    | 3,195                 |
| Putnam         | 33                  | 6,550                    | 198                   | 1                   | 160                      | 160                   | 0                   | 0                        | 0                     | 0   | 0                        | 0                     |
| Rensselaer     | 156                 | 60,825                   | 390                   | 1                   | 510                      | 510                   | 13                  | 41,988                   | 3,230                 | 7   | 6,499                    | 928                   |
| Rockland       | 48                  | 19,240                   | 401                   | 0                   | 0                        | 0                     | 4                   | 1,945                    | 486                   | 1   | 95                       | 95                    |
| St.Lawrence    | 750                 | 305,171                  | 407                   | 7                   | 1,499                    | 214                   | 23                  | 54,819                   | 2,383                 | 44  | 10,729                   | 244                   |
| Saratoga       | 336                 | 107,764                  | 321                   | 0                   | 0                        | 0                     | 37                  | 99,738                   | 2,696                 | 38  | 5,418                    | 143                   |
| Schenectady    | 56                  | 15,360                   | 274                   | 0                   | 0                        | 0                     | 3                   | 8,100                    | 2,700                 | 0   | 0                        | 0                     |
| Schoharie      | 111                 | 42,030                   | 379                   | 1                   | 135                      | 135                   | 6                   | 17,770                   | 2,962                 | 1   | 2,100                    | 2,100                 |
| Schuyler       | 110                 | 47,845                   | 435                   | 1                   | 135                      | 135                   | 9                   | 28,098                   | 3,122                 | 1   | 1,238                    | 1,238                 |
| Seneca         | 65                  | 22,325                   | 343                   | 1                   | 160                      | 160                   | 12                  | 30,268                   | 2,522                 | 6   | 1,011                    | 168                   |
| Steuben        | 532                 | 125,885                  | 237                   | 4                   | 1,040                    | 260                   | 12                  | 30,025                   | 2,502                 | 8   | 4,596                    | 575                   |
| Suffolk        | 1,954               | 752,054                  | 385                   | 23                  | 7,435                    | 323                   | 11                  | 32,723                   | 2,975                 | 18  | 13,446                   | 747                   |
| Sullivan       | 376                 | 161,042                  | 428                   | 14                  | 3,370                    | 241                   | 11                  | 30,436                   | 2,767                 | 2   | 321                      | 161                   |
| Tioga          | 233                 | 102,820                  | 441                   | 7                   | 3,015                    | 431                   | 10                  | 31,447                   | 3,145                 | 6   | 439                      | 73                    |
| Tompkins       | 118                 | 48,280                   | 409                   | 1                   | 160                      | 160                   | 13                  | 29,644                   | 2,280                 | 1   | 100                      | 100                   |
| Ulster         | 608                 | 205,380                  | 338                   | 11                  | 2,965                    | 270                   | 15                  | 45,995                   | 3,066                 | 14  | 9,922                    | 709                   |
| Warren         | 166                 | 57,925                   | 349                   | 0                   | 0                        | 0                     | 3                   | 11,552                   | 3,851                 | 2   | 2,327                    | 1,164                 |
| Washington     | 142                 | 46,910                   | 330                   | 1                   | 800                      | 800                   | 2                   | 3,300                    | 1,650                 | 5   | 1,260                    | 252                   |
| Wayne          | 125                 | 43,665                   | 349                   | 0                   | 0                        | 0                     | 6                   | 9,478                    | 1,580                 | 1   | 575                      | 575                   |
| Westchester    | 2                   | 935                      | 468                   | 0                   | 0                        | 0                     | 0                   | 0                        | 0                     | 0   | 0                        | 0                     |
| Wyoming        | 150                 | 28,975                   | 193                   | 6                   | 735                      | 123                   | 2                   | 4,439                    | 2,220                 | 4   | 3,184                    | 796                   |
| Yates          | 73                  | 22,971                   | 315                   | 1                   | 405                      | 405                   | 4                   | 9,363                    | 2,341                 | 2   | 1,673                    | 837                   |

\* Please note: This data table contains only benefits authorized in the NYS WMS Payment System for FFY-2009. The 2009 HEAP Federal Fiscal Year is October 1, 2008 thru September 30, 2009.

Table 28  
 ALL FAMILIES FEDERAL WORK PARTICIPATION RATES  
 TANF, Safety Net Assistance - MOE and Combined TANF and Safety Net Assistance MOE  
 December 2008

| Local District  | Combined TANF & SNA-MOE |           |             | TANF  |           |             | Safety Net Assistance-MOE |           |             |
|-----------------|-------------------------|-----------|-------------|-------|-----------|-------------|---------------------------|-----------|-------------|
|                 | Rate                    | Numerator | Denominator | Rate  | Numerator | Denominator | Rate                      | Numerator | Denominator |
| New York State* | 34.2%                   | 26,844    | 78,335      | 29.0% | 14,140    | 48,508      | 42.6%                     | 12,704    | 29,827      |
| New York City*  | 34.5%                   | 18,111    | 52,458      | 27.3% | 8,054     | 29,521      | 43.9%                     | 10,058    | 22,938      |
| Rest of State   | 28.5%                   | 7,086     | 24,833      | 27.6% | 4,938     | 17,891      | 30.9%                     | 2,148     | 6,942       |
| Albany          | 21.8%                   | 211       | 969         | 20.8% | 146       | 703         | 24.4%                     | 65        | 266         |
| Allegany        | 21.0%                   | 26        | 124         | 16.7% | 17        | 102         | 40.9%                     | 9         | 22          |
| Broome          | 23.2%                   | 169       | 728         | 23.0% | 121       | 527         | 23.9%                     | 48        | 201         |
| Cattaraugus     | 35.6%                   | 26        | 73          | 35.7% | 20        | 56          | 35.3%                     | 6         | 17          |
| Cayuga          | 21.2%                   | 25        | 118         | 23.2% | 23        | 99          | 10.5%                     | 2         | 19          |
| Chautauqua      | 23.2%                   | 144       | 621         | 22.0% | 102       | 463         | 26.6%                     | 42        | 158         |
| Chemung         | 31.9%                   | 98        | 307         | 27.8% | 63        | 227         | 43.8%                     | 35        | 80          |
| Chenango        | 20.8%                   | 16        | 77          | 20.5% | 15        | 73          | 25.0%                     | 1         | 4           |
| Clinton         | 17.1%                   | 47        | 275         | 16.1% | 39        | 242         | 24.2%                     | 8         | 33          |
| Columbia        | 10.9%                   | 11        | 101         | 11.8% | 10        | 85          | 6.3%                      | 1         | 16          |
| Cortland        | 17.6%                   | 22        | 125         | 18.2% | 20        | 110         | 13.3%                     | 2         | 15          |
| Delaware        | 31.4%                   | 11        | 35          | 32.4% | 11        | 34          | 0.0%                      | 0         | 1           |
| Dutchess        | 17.1%                   | 48        | 280         | 18.3% | 42        | 229         | 11.8%                     | 6         | 51          |
| Erie            | 41.9%                   | 1,431     | 3,413       | 41.4% | 945       | 2,284       | 43.0%                     | 486       | 1,129       |
| Essex           | 23.8%                   | 5         | 21          | 25.0% | 5         | 20          | 0.0%                      | 0         | 1           |
| Franklin        | 50.7%                   | 38        | 75          | 47.3% | 26        | 55          | 60.0%                     | 12        | 20          |
| Fulton          | 46.7%                   | 14        | 30          | 50.0% | 14        | 28          | 0.0%                      | 0         | 2           |
| Genesee         | 22.5%                   | 18        | 80          | 22.9% | 16        | 70          | 20.0%                     | 2         | 10          |
| Greene          | 16.8%                   | 20        | 119         | 13.3% | 13        | 98          | 33.3%                     | 7         | 21          |
| Hamilton        | 22.2%                   | 2         | 9           | 22.2% | 2         | 9           | NA                        | 0         | 0           |
| Herkimer        | 15.8%                   | 16        | 101         | 17.4% | 15        | 86          | 6.7%                      | 1         | 15          |
| Jefferson       | 21.9%                   | 16        | 73          | 23.2% | 16        | 69          | 0.0%                      | 0         | 4           |
| Lewis           | 35.7%                   | 5         | 14          | 30.8% | 4         | 13          | 100.0%                    | 1         | 1           |
| Livingston      | 16.2%                   | 17        | 105         | 17.4% | 16        | 92          | 7.7%                      | 1         | 13          |
| Madison         | 14.1%                   | 13        | 92          | 14.8% | 13        | 88          | 0.0%                      | 0         | 4           |
| Monroe          | 21.7%                   | 1,038     | 4,792       | 21.4% | 672       | 3,142       | 22.2%                     | 366       | 1,650       |
| Montgomery      | 17.7%                   | 25        | 141         | 15.4% | 19        | 123         | 33.3%                     | 6         | 18          |
| Nassau          | 28.3%                   | 460       | 1,624       | 28.8% | 341       | 1,183       | 27.0%                     | 119       | 441         |
| Niagara         | 20.8%                   | 136       | 653         | 18.7% | 92        | 492         | 27.3%                     | 44        | 161         |
| Oneida          | 23.6%                   | 184       | 781         | 22.6% | 127       | 562         | 26.0%                     | 57        | 219         |
| Onondaga        | 30.0%                   | 396       | 1,321       | 31.1% | 301       | 968         | 26.9%                     | 95        | 353         |
| Ontario         | 32.3%                   | 52        | 161         | 29.9% | 41        | 137         | 45.8%                     | 11        | 24          |
| Orange          | 34.8%                   | 240       | 689         | 34.4% | 181       | 526         | 36.2%                     | 59        | 163         |
| Orleans         | 28.7%                   | 35        | 122         | 34.4% | 31        | 90          | 12.5%                     | 4         | 32          |
| Oswego          | 18.7%                   | 43        | 230         | 18.6% | 38        | 204         | 19.2%                     | 5         | 26          |
| Otsego          | 41.7%                   | 5         | 12          | 40.0% | 4         | 10          | 50.0%                     | 1         | 2           |
| Putnam          | 33.3%                   | 2         | 6           | 33.3% | 2         | 6           | NA                        | 0         | 0           |
| Rensselaer      | 24.4%                   | 145       | 594         | 23.7% | 118       | 497         | 27.8%                     | 27        | 97          |
| Rockland        | 29.5%                   | 59        | 200         | 28.5% | 45        | 158         | 33.3%                     | 14        | 42          |
| St. Lawrence    | 28.4%                   | 83        | 292         | 27.8% | 69        | 248         | 31.8%                     | 14        | 44          |
| Saratoga        | 18.8%                   | 3         | 16          | 20.0% | 3         | 15          | 0.0%                      | 0         | 1           |
| Schenectady     | 25.8%                   | 88        | 341         | 27.5% | 63        | 229         | 22.3%                     | 25        | 112         |
| Schoharie       | 38.9%                   | 7         | 18          | 38.9% | 7         | 18          | NA                        | 0         | 0           |
| Schuyler        | 10.4%                   | 5         | 48          | 9.5%  | 4         | 42          | 16.7%                     | 1         | 6           |
| Seneca          | 32.3%                   | 10        | 31          | 26.9% | 7         | 26          | 60.0%                     | 3         | 5           |
| Steuben         | 20.3%                   | 44        | 217         | 19.3% | 32        | 166         | 23.5%                     | 12        | 51          |
| Suffolk         | 40.8%                   | 635       | 1,558       | 40.5% | 458       | 1,130       | 41.4%                     | 177       | 428         |
| Sullivan        | 16.5%                   | 32        | 194         | 13.7% | 23        | 168         | 34.6%                     | 9         | 26          |
| Tioga           | 19.3%                   | 16        | 83          | 22.5% | 16        | 71          | 0.0%                      | 0         | 12          |
| Tompkins        | 17.6%                   | 33        | 188         | 18.7% | 28        | 150         | 13.2%                     | 5         | 38          |
| Ulster          | 12.6%                   | 47        | 374         | 11.0% | 35        | 318         | 21.4%                     | 12        | 56          |
| Warren          | 35.1%                   | 13        | 37          | 35.1% | 13        | 37          | NA                        | 0         | 0           |
| Washington      | 27.6%                   | 16        | 58          | 28.1% | 16        | 57          | 0.0%                      | 0         | 1           |
| Wayne           | 18.9%                   | 21        | 111         | 18.4% | 18        | 98          | 23.1%                     | 3         | 13          |
| Westchester     | 39.3%                   | 754       | 1,917       | 37.3% | 411       | 1,103       | 42.1%                     | 343       | 814         |
| Wyoming         | 24.4%                   | 10        | 41          | 23.1% | 9         | 39          | 50.0%                     | 1         | 2           |
| Yates           | 0.0%                    | 0         | 18          | 0.0%  | 0         | 16          | 0.0%                      | 0         | 2           |

\* Statewide and New York City participation rates are estimated from federal disaggregated reporting samples, which are the source of the rates used by the U.S. Department of Health and Human Services to determine if a state has met participation goals. Because the sample size is insufficient to permit rate estimates for non-NYC districts, rates for those districts are derived directly from automated systems data. Thus, Rest of State and New York City numerators and denominators will not sum to the statewide total. Estimates are from fourth quarter FFY 2008 samples.

Table 29  
 WORK SANCTION STATUS BY PRESENCE IN FEDERAL ALL FAMILIES WORK PARTICIPATION CALCULATION  
 TANF, Safety Net Assistance - MOE and Combined TANF and Safety Net Assistance MOE  
 December 2008

| Local District  | Combined TANF & SNA-MOE       |                                     | TANF                          |                                     | Safety Net Assistance - MOE   |                                     |
|-----------------|-------------------------------|-------------------------------------|-------------------------------|-------------------------------------|-------------------------------|-------------------------------------|
|                 | Sanctioned In The Denominator | Sanctioned Removed From Denominator | Sanctioned In The Denominator | Sanctioned Removed From Denominator | Sanctioned In The Denominator | Sanctioned Removed From Denominator |
| New York State* | 7,377                         | 5,548                               | 3,642                         | 3,188                               | 3,735                         | 2,360                               |
| New York City*  | 5,621                         | 4,497                               | 2,312                         | 2,315                               | 3,309                         | 2,182                               |
| Rest of State   | 1,731                         | 1,007                               | 939                           | 719                                 | 792                           | 288                                 |
| Albany          | 57                            | 31                                  | 25                            | 25                                  | 32                            | 6                                   |
| Allegany        | 13                            | 18                                  | 10                            | 15                                  | 3                             | 3                                   |
| Broome          | 39                            | 21                                  | 23                            | 13                                  | 16                            | 8                                   |
| Cattaraugus     | 5                             | 5                                   | 3                             | 5                                   | 2                             | 0                                   |
| Cayuga          | 13                            | 5                                   | 12                            | 5                                   | 1                             | 0                                   |
| Chautauqua      | 43                            | 23                                  | 27                            | 15                                  | 16                            | 8                                   |
| Chemung         | 14                            | 14                                  | 6                             | 10                                  | 8                             | 4                                   |
| Chenango        | 3                             | 2                                   | 2                             | 2                                   | 1                             | 0                                   |
| Clinton         | 3                             | 8                                   | 3                             | 5                                   | 0                             | 3                                   |
| Columbia        | 13                            | 3                                   | 9                             | 3                                   | 4                             | 0                                   |
| Cortland        | 5                             | 4                                   | 2                             | 2                                   | 3                             | 2                                   |
| Delaware        | 3                             | 0                                   | 3                             | 0                                   | 0                             | 0                                   |
| Dutchess        | 14                            | 18                                  | 10                            | 16                                  | 4                             | 2                                   |
| Erie            | 271                           | 131                                 | 133                           | 89                                  | 138                           | 42                                  |
| Essex           | 2                             | 3                                   | 2                             | 3                                   | 0                             | 0                                   |
| Franklin        | 10                            | 8                                   | 7                             | 7                                   | 3                             | 1                                   |
| Fulton          | 1                             | 0                                   | 1                             | 0                                   | 0                             | 0                                   |
| Genesee         | 4                             | 3                                   | 4                             | 2                                   | 0                             | 1                                   |
| Greene          | 11                            | 9                                   | 8                             | 7                                   | 3                             | 2                                   |
| Hamilton        | 0                             | 0                                   | 0                             | 0                                   | 0                             | 0                                   |
| Herkimer        | 6                             | 6                                   | 5                             | 4                                   | 1                             | 2                                   |
| Jefferson       | 1                             | 4                                   | 1                             | 3                                   | 0                             | 1                                   |
| Lewis           | 2                             | 1                                   | 2                             | 1                                   | 0                             | 0                                   |
| Livingston      | 6                             | 3                                   | 5                             | 3                                   | 1                             | 0                                   |
| Madison         | 1                             | 1                                   | 1                             | 1                                   | 0                             | 0                                   |
| Monroe          | 432                           | 230                                 | 211                           | 150                                 | 221                           | 80                                  |
| Montgomery      | 10                            | 9                                   | 9                             | 9                                   | 1                             | 0                                   |
| Nassau          | 125                           | 45                                  | 77                            | 34                                  | 48                            | 11                                  |
| Niagara         | 58                            | 39                                  | 27                            | 31                                  | 31                            | 8                                   |
| Oneida          | 57                            | 17                                  | 33                            | 13                                  | 24                            | 4                                   |
| Onondaga        | 109                           | 61                                  | 51                            | 40                                  | 58                            | 21                                  |
| Ontario         | 12                            | 11                                  | 7                             | 10                                  | 5                             | 1                                   |
| Orange          | 44                            | 16                                  | 26                            | 10                                  | 18                            | 6                                   |
| Orleans         | 8                             | 7                                   | 5                             | 7                                   | 3                             | 0                                   |
| Oswego          | 7                             | 14                                  | 5                             | 12                                  | 2                             | 2                                   |
| Otsego          | 2                             | 1                                   | 2                             | 1                                   | 0                             | 0                                   |
| Putnam          | 1                             | 0                                   | 1                             | 0                                   | 0                             | 0                                   |
| Rensselaer      | 29                            | 34                                  | 22                            | 28                                  | 7                             | 6                                   |
| Rockland        | 15                            | 7                                   | 6                             | 6                                   | 9                             | 1                                   |
| St.Lawrence     | 24                            | 13                                  | 17                            | 10                                  | 7                             | 3                                   |
| Saratoga        | 0                             | 0                                   | 0                             | 0                                   | 0                             | 0                                   |
| Schenectady     | 53                            | 20                                  | 24                            | 15                                  | 29                            | 5                                   |
| Schoharie       | 0                             | 0                                   | 0                             | 0                                   | 0                             | 0                                   |
| Schuyler        | 1                             | 2                                   | 0                             | 2                                   | 1                             | 0                                   |
| Seneca          | 2                             | 0                                   | 2                             | 0                                   | 0                             | 0                                   |
| Steuben         | 5                             | 2                                   | 3                             | 0                                   | 2                             | 2                                   |
| Suffolk         | 103                           | 68                                  | 60                            | 42                                  | 43                            | 26                                  |
| Sullivan        | 18                            | 12                                  | 10                            | 11                                  | 8                             | 1                                   |
| Tioga           | 0                             | 2                                   | 0                             | 2                                   | 0                             | 0                                   |
| Tompkins        | 11                            | 11                                  | 7                             | 10                                  | 4                             | 1                                   |
| Ulster          | 14                            | 14                                  | 11                            | 12                                  | 3                             | 2                                   |
| Warren          | 0                             | 2                                   | 0                             | 2                                   | 0                             | 0                                   |
| Washington      | 2                             | 4                                   | 2                             | 4                                   | 0                             | 0                                   |
| Wayne           | 4                             | 2                                   | 2                             | 2                                   | 2                             | 0                                   |
| Westchester     | 43                            | 41                                  | 14                            | 18                                  | 29                            | 23                                  |
| Wyoming         | 1                             | 1                                   | 1                             | 1                                   | 0                             | 0                                   |
| Yates           | 1                             | 1                                   | 0                             | 1                                   | 1                             | 0                                   |

\* Statewide and New York City sanction rates are estimated from federal disaggregated reporting samples, which are the source of such data used by the U.S. Department of Health and Human Services to determine if a state has met participation goals. Because the sample size is insufficient to permit sanction estimates for non-NYC districts, data for those districts are derived directly from automated systems. Thus, Rest of State and New York City counts may not sum to the statewide total.

This table uses a federal definition of sanction, and includes only persons who are deemed a work eligible individual and are sanctioned for non-compliance for work or substance abuse requirements. Estimates are fourth quarter FFY 2008 samples.

Table 30  
**TEMPORARY ASSISTANCE CASES WITH EARNED INCOME**  
Cases, Average Gross Earned Income and Average Net Earned Income after Application of Disregards  
December 2008

| Local District | TANF   |                             |                           | Safety Net Assistance - MOE |                             |                           | Safety Net Assistance - Non-MOE |                             |                           |
|----------------|--------|-----------------------------|---------------------------|-----------------------------|-----------------------------|---------------------------|---------------------------------|-----------------------------|---------------------------|
|                | Cases  | Average Gross Earned Income | Average Net Earned Income | Cases                       | Average Gross Earned Income | Average Net Earned Income | Cases                           | Average Gross Earned Income | Average Net Earned Income |
| New York State | 12,019 | \$837                       | \$384                     | 10,836                      | \$815                       | \$364                     | 5,769                           | \$981                       | \$617                     |
| New York City  | 8,396  | 876                         | 407                       | 9,010                       | 808                         | 360                       | 4,267                           | 1,057                       | 691                       |
| Rest of State  | 3,623  | 747                         | 331                       | 1,826                       | 850                         | 383                       | 1,502                           | 766                         | 409                       |
| Albany         | 101    | 759                         | 336                       | 58                          | 867                         | 389                       | 32                              | 946                         | 452                       |
| Allegany       | 17     | 598                         | 254                       | 9                           | 675                         | 294                       | 12                              | 800                         | 355                       |
| Broome         | 88     | 619                         | 268                       | 41                          | 710                         | 311                       | 51                              | 517                         | 257                       |
| Cattaraugus    | 6      | 605                         | 257                       | 6                           | 599                         | 308                       | 7                               | 448                         | 218                       |
| Cayuga         | 11     | 802                         | 356                       | 1                           | 1,170                       | 540                       | 10                              | 573                         | 261                       |
| Chautauqua     | 82     | 650                         | 280                       | 38                          | 742                         | 352                       | 44                              | 539                         | 292                       |
| Chemung        | 57     | 654                         | 282                       | 36                          | 860                         | 385                       | 16                              | 358                         | 175                       |
| Chenango       | 13     | 563                         | 237                       | 0                           | 0                           | 0                         | 11                              | 450                         | 214                       |
| Clinton        | 31     | 633                         | 271                       | 12                          | 680                         | 295                       | 11                              | 841                         | 426                       |
| Columbia       | 11     | 806                         | 358                       | 0                           | 0                           | 0                         | 9                               | 916                         | 698                       |
| Cortland       | 18     | 739                         | 324                       | 3                           | 683                         | 297                       | 21                              | 506                         | 229                       |
| Delaware       | 9      | 683                         | 291                       | 0                           | 0                           | 0                         | 6                               | 452                         | 227                       |
| Dutchess       | 45     | 775                         | 345                       | 8                           | 718                         | 343                       | 16                              | 599                         | 292                       |
| Erie           | 456    | 766                         | 338                       | 292                         | 874                         | 392                       | 176                             | 962                         | 465                       |
| Essex          | 6      | 868                         | 389                       | 1                           | 975                         | 443                       | 1                               | 816                         | 363                       |
| Franklin       | 9      | 519                         | 215                       | 7                           | 598                         | 247                       | 15                              | 472                         | 217                       |
| Fulton         | 5      | 613                         | 260                       | 0                           | 0                           | 0                         | 5                               | 527                         | 237                       |
| Genesee        | 11     | 508                         | 211                       | 1                           | 1,062                       | 486                       | 5                               | 440                         | 235                       |
| Greene         | 22     | 683                         | 295                       | 9                           | 737                         | 324                       | 8                               | 623                         | 281                       |
| Hamilton       | 3      | 509                         | 210                       | 0                           | 0                           | 0                         | 0                               | 0                           | 0                         |
| Herkimer       | 6      | 583                         | 246                       | 0                           | 0                           | 0                         | 10                              | 258                         | 132                       |
| Jefferson      | 13     | 691                         | 300                       | 1                           | 520                         | 215                       | 14                              | 542                         | 410                       |
| Lewis          | 0      | 0                           | 0                         | 0                           | 0                           | 0                         | 2                               | 694                         | 302                       |
| Livingston     | 7      | 712                         | 317                       | 6                           | 604                         | 294                       | 5                               | 769                         | 387                       |
| Madison        | 12     | 656                         | 283                       | 0                           | 0                           | 0                         | 3                               | 391                         | 218                       |
| Monroe         | 641    | 762                         | 335                       | 466                         | 875                         | 398                       | 240                             | 682                         | 447                       |
| Montgomery     | 21     | 737                         | 323                       | 7                           | 750                         | 368                       | 10                              | 389                         | 160                       |
| Nassau         | 282    | 826                         | 378                       | 92                          | 789                         | 350                       | 66                              | 773                         | 428                       |
| Niagara        | 90     | 649                         | 279                       | 46                          | 746                         | 334                       | 32                              | 433                         | 201                       |
| Oneida         | 102    | 726                         | 319                       | 62                          | 784                         | 347                       | 85                              | 1,209                       | 779                       |
| Onondaga       | 168    | 723                         | 316                       | 97                          | 813                         | 362                       | 93                              | 956                         | 444                       |
| Ontario        | 22     | 749                         | 330                       | 6                           | 760                         | 335                       | 15                              | 468                         | 285                       |
| Orange         | 142    | 812                         | 369                       | 54                          | 962                         | 436                       | 44                              | 970                         | 444                       |
| Orleans        | 21     | 702                         | 306                       | 2                           | 141                         | 26                        | 10                              | 340                         | 185                       |
| Oswego         | 33     | 686                         | 296                       | 7                           | 829                         | 369                       | 11                              | 542                         | 208                       |
| Otsego         | 1      | 1,496                       | 703                       | 1                           | 1,381                       | 645                       | 1                               | 640                         | 275                       |
| Putnam         | 3      | 1,217                       | 563                       | 0                           | 0                           | 0                         | 2                               | 298                         | 208                       |
| Rensselaer     | 86     | 600                         | 255                       | 18                          | 789                         | 349                       | 27                              | 873                         | 393                       |
| Rockland       | 106    | 751                         | 330                       | 20                          | 909                         | 409                       | 61                              | 1,000                       | 487                       |
| St.Lawrence    | 52     | 543                         | 227                       | 17                          | 680                         | 295                       | 31                              | 681                         | 310                       |
| Saratoga       | 2      | 747                         | 329                       | 0                           | 0                           | 0                         | 6                               | 84                          | 14                        |
| Schenectady    | 56     | 775                         | 342                       | 30                          | 819                         | 364                       | 13                              | 709                         | 348                       |
| Schoharie      | 3      | 534                         | 222                       | 0                           | 0                           | 0                         | 2                               | 555                         | 232                       |
| Schuyler       | 7      | 481                         | 277                       | 2                           | 921                         | 415                       | 4                               | 547                         | 267                       |
| Seneca         | 6      | 532                         | 221                       | 2                           | 1,180                       | 545                       | 2                               | 214                         | 92                        |
| Steuben        | 30     | 674                         | 294                       | 11                          | 659                         | 288                       | 21                              | 578                         | 276                       |
| Suffolk        | 258    | 865                         | 396                       | 134                         | 965                         | 433                       | 96                              | 866                         | 464                       |
| Sullivan       | 18     | 543                         | 224                       | 11                          | 947                         | 435                       | 14                              | 887                         | 475                       |
| Tioga          | 12     | 640                         | 271                       | 1                           | 715                         | 313                       | 3                               | 225                         | 120                       |
| Tompkins       | 30     | 624                         | 267                       | 7                           | 859                         | 384                       | 11                              | 364                         | 143                       |
| Ulster         | 48     | 664                         | 286                       | 18                          | 760                         | 335                       | 21                              | 727                         | 371                       |
| Warren         | 5      | 587                         | 249                       | 0                           | 0                           | 0                         | 1                               | 156                         | 33                        |
| Washington     | 10     | 707                         | 309                       | 0                           | 0                           | 0                         | 4                               | 927                         | 645                       |
| Wayne          | 13     | 595                         | 254                       | 3                           | 899                         | 405                       | 6                               | 399                         | 309                       |
| Westchester    | 307    | 814                         | 363                       | 182                         | 882                         | 401                       | 77                              | 747                         | 388                       |
| Wyoming        | 8      | 676                         | 293                       | 1                           | 763                         | 337                       | 3                               | 443                         | 228                       |
| Yates          | 1      | 571                         | 241                       | 0                           | 0                           | 0                         | 0                               | 0                           | 0                         |

# **2008 Summary**



Table A-1

## Comparison of Monthly Average Cases and Recipients, and Annual Expenditures for 2008 and 2007

## 2008 SUMMARY

| Program                             | 2008             | 2007             | Absolute Change | Percentage Change |
|-------------------------------------|------------------|------------------|-----------------|-------------------|
| <b>New York State</b>               |                  |                  |                 | (%)               |
| <b>Temporary Assistance</b>         |                  |                  |                 |                   |
| Cases                               | 266,451          | 272,560          | (6,109)         | (2.24)            |
| Recipients                          | 510,160          | 530,916          | (20,756)        | (3.91)            |
| Expenditures                        | \$ 1,941,923,689 | \$ 1,815,294,683 | \$ 126,629,006  | 6.98              |
| <b>Food Stamps</b>                  |                  |                  |                 |                   |
| Households                          | 1,076,649        | 959,030          | 117,619         | 12.26             |
| Recipients                          | 2,029,589        | 1,812,878        | 216,712         | 11.95             |
| Expenditures                        | \$ 2,801,699,099 | \$ 2,377,956,820 | \$ 423,742,279  | 17.82             |
| <b>Supplemental Security Income</b> |                  |                  |                 |                   |
| Recipients                          | 648,318          | 640,738          | 7,580           | 1.18              |
| Expenditures                        | \$ 4,185,163,524 | \$ 4,022,681,926 | \$ 162,481,598  | 4.04              |
| <b>New York City</b>                |                  |                  |                 |                   |
| <b>Temporary Assistance</b>         |                  |                  |                 |                   |
| Cases                               | 179,375          | 185,803          | (6,428)         | (3.46)            |
| Recipients                          | 340,141          | 359,425          | (19,285)        | (5.37)            |
| Expenditures *                      | \$ 1,292,410,000 | \$ 1,200,328,000 | \$ 92,082,000   | 7.67              |
| <b>Food Stamps</b>                  |                  |                  |                 |                   |
| Households                          | 687,844          | 602,361          | 85,483          | 14.19             |
| Recipients                          | 1,259,756        | 1,105,980        | 153,776         | 13.90             |
| Expenditures                        | \$ 1,831,296,416 | \$ 1,549,761,659 | \$ 281,534,757  | 18.17             |
| <b>Supplemental Security Income</b> |                  |                  |                 |                   |
| Recipients                          | 409,795          | 407,052          | 2,743           | 0.67              |
| Expenditures                        | \$ 2,683,713,075 | \$ 2,610,595,754 | \$ 73,117,321   | 2.80              |
| <b>Rest of State</b>                |                  |                  |                 |                   |
| <b>Temporary Assistance</b>         |                  |                  |                 |                   |
| Cases                               | 87,076           | 86,757           | 319             | 0.37              |
| Recipients                          | 170,020          | 171,491          | (1,471)         | (0.86)            |
| Expenditures                        | \$ 649,513,689   | \$ 614,966,683   | \$ 34,547,006   | 5.62              |
| <b>Food Stamps</b>                  |                  |                  |                 |                   |
| Households                          | 388,805          | 356,669          | 32,136          | 9.01              |
| Recipients                          | 769,834          | 706,898          | 62,936          | 8.90              |
| Expenditures                        | \$ 970,402,683   | \$ 828,195,161   | \$ 142,207,522  | 17.17             |
| <b>Supplemental Security Income</b> |                  |                  |                 |                   |
| Recipients                          | 238,524          | 233,686          | 4,837           | 2.07              |
| Expenditures                        | \$ 1,501,450,449 | \$ 1,412,086,172 | \$ 89,364,277   | 6.33              |

\* Partially estimated.

Note: SSI data listed here do not include Mental Hygiene data. See Table A-11 for total SSI data.

**Table A-2**  
**TEMPORARY ASSISTANCE**  
**Year to Year Comparison by Local District**  
**Monthly Average Cases and Recipients, and Annual Expenditures**  
**2008 SUMMARY**

| Local District | 2008    |            |                 | 2007    |            |                 | Percentage Change |                |                  |
|----------------|---------|------------|-----------------|---------|------------|-----------------|-------------------|----------------|------------------|
|                | Cases   | Recipients | Expenditures    | Cases   | Recipients | Expenditures    | Cases (%)         | Recipients (%) | Expenditures (%) |
| New York State | 266,451 | 510,160    | \$1,941,923,689 | 272,560 | 530,916    | \$1,815,294,683 | (2.24)            | (3.91)         | 6.98             |
| New York City* | 179,375 | 340,141    | 1,292,410,000   | 185,803 | 359,425    | 1,200,328,000   | (3.46)            | (5.37)         | 7.67             |
| Rest of State  | 87,076  | 170,020    | 649,513,689     | 86,757  | 171,491    | 614,966,683     | 0.37              | (0.86)         | 5.62             |
| Albany         | 2,690   | 5,527      | 20,790,443      | 2,699   | 5,556      | 19,927,658      | (0.33)            | (0.52)         | 4.33             |
| Allegany       | 440     | 886        | 2,312,305       | 461     | 946        | 2,513,663       | (4.61)            | (6.35)         | (8.01)           |
| Broome         | 2,617   | 4,908      | 16,502,243      | 2,546   | 4,921      | 16,105,906      | 2.78              | (0.27)         | 2.46             |
| Cattaraugus    | 471     | 834        | 2,655,698       | 560     | 1,000      | 3,231,601       | (15.98)           | (16.61)        | (17.82)          |
| Cayuga         | 448     | 882        | 2,834,648       | 478     | 933        | 2,724,422       | (6.31)            | (5.49)         | 4.05             |
| Chautauqua     | 1,856   | 3,842      | 11,120,123      | 1,901   | 3,995      | 10,892,391      | (2.38)            | (3.82)         | 2.09             |
| Chemung        | 1,117   | 2,256      | 6,639,742       | 1,303   | 2,702      | 7,680,810       | (14.25)           | (16.50)        | (13.55)          |
| Chenango       | 292     | 534        | 1,741,398       | 215     | 377        | 1,367,214       | 35.85             | 41.69          | 27.37            |
| Clinton        | 943     | 1,714      | 5,705,978       | 861     | 1,548      | 5,416,097       | 9.49              | 10.72          | 5.35             |
| Columbia       | 371     | 683        | 2,895,257       | 344     | 618        | 2,416,355       | 7.95              | 10.45          | 19.82            |
| Cortland       | 454     | 893        | 2,922,453       | 459     | 937        | 2,943,509       | (1.14)            | (4.73)         | (0.72)           |
| Delaware       | 179     | 289        | 1,053,073       | 160     | 254        | 891,024         | 11.72             | 13.58          | 18.19            |
| Dutchess       | 1,244   | 2,198      | 11,441,934      | 1,247   | 2,189      | 11,617,692      | (0.24)            | 0.42           | (1.51)           |
| Erie           | 11,760  | 24,248     | 67,647,206      | 12,368  | 25,367     | 70,739,062      | (4.91)            | (4.41)         | (4.37)           |
| Essex          | 144     | 234        | 911,623         | 160     | 299        | 1,020,669       | (9.90)            | (21.82)        | (10.68)          |
| Franklin       | 334     | 636        | 1,873,781       | 339     | 671        | 1,936,540       | (1.47)            | (5.27)         | (3.24)           |
| Fulton         | 294     | 466        | 1,841,179       | 284     | 461        | 1,722,601       | 3.55              | 1.08           | 6.88             |
| Genesee        | 334     | 582        | 2,087,327       | 328     | 611        | 2,182,067       | 1.93              | (4.77)         | (4.34)           |
| Greene         | 408     | 795        | 2,661,149       | 364     | 740        | 2,342,154       | 12.20             | 7.41           | 13.62            |
| Hamilton       | 11      | 23         | 51,608          | 11      | 22         | 54,532          | 3.79              | 6.06           | (5.36)           |
| Herkimer       | 392     | 653        | 2,292,245       | 352     | 582        | 1,848,358       | 11.36             | 12.24          | 24.02            |
| Jefferson      | 566     | 906        | 4,590,480       | 595     | 1,004      | 4,252,525       | (4.85)            | (9.76)         | 7.95             |
| Lewis          | 82      | 134        | 455,906         | 95      | 171        | 527,668         | (13.33)           | (21.59)        | (13.60)          |
| Livingston     | 415     | 690        | 2,607,244       | 359     | 615        | 2,211,756       | 15.58             | 12.20          | 17.88            |
| Madison        | 245     | 451        | 1,399,173       | 214     | 363        | 1,199,038       | 14.68             | 24.27          | 16.69            |
| Monroe         | 14,394  | 29,040     | 96,175,637      | 14,371  | 29,470     | 88,717,958      | 0.16              | (1.46)         | 8.41             |
| Montgomery     | 419     | 883        | 2,918,167       | 347     | 727        | 2,251,176       | 20.73             | 21.48          | 29.63            |
| Nassau         | 5,023   | 9,366      | 46,830,998      | 4,714   | 8,932      | 41,645,728      | 6.55              | 4.86           | 12.45            |
| Niagara        | 2,296   | 4,239      | 12,506,638      | 2,263   | 4,333      | 12,325,292      | 1.48              | (2.17)         | 1.47             |
| Oneida         | 2,527   | 5,894      | 17,380,870      | 2,391   | 5,589      | 14,921,007      | 5.68              | 5.46           | 16.49            |
| Onondaga       | 4,827   | 9,770      | 28,535,752      | 4,782   | 9,745      | 29,361,279      | 0.95              | 0.25           | (2.81)           |
| Ontario        | 660     | 1,149      | 4,190,196       | 687     | 1,262      | 4,119,992       | (3.93)            | (8.96)         | 1.70             |
| Orange         | 2,231   | 4,888      | 23,255,744      | 2,093   | 4,656      | 20,346,614      | 6.60              | 4.98           | 14.30            |
| Orleans        | 463     | 861        | 2,661,261       | 471     | 905        | 2,786,840       | (1.75)            | (4.88)         | (4.51)           |
| Oswego         | 796     | 1,582      | 4,967,442       | 816     | 1,621      | 5,081,999       | (2.44)            | (2.39)         | (2.25)           |
| Otsego         | 163     | 239        | 1,417,605       | 165     | 257        | 1,395,759       | (1.21)            | (6.87)         | 1.57             |
| Putnam         | 85      | 125        | 817,186         | 100     | 145        | 846,337         | (15.25)           | (14.08)        | (3.44)           |
| Rensselaer     | 1,325   | 3,051      | 9,168,745       | 1,381   | 3,234      | 9,825,522       | (4.04)            | (5.67)         | (6.68)           |
| Rockland       | 1,228   | 2,374      | 9,057,153       | 1,149   | 2,290      | 8,373,653       | 6.90              | 3.65           | 8.16             |
| St. Lawrence   | 973     | 1,955      | 5,520,533       | 938     | 1,866      | 5,497,022       | 3.74              | 4.77           | 0.43             |
| Saratoga       | 349     | 473        | 2,538,165       | 323     | 435        | 2,144,092       | 8.18              | 8.83           | 18.38            |
| Schenectady    | 1,219   | 2,460      | 9,463,773       | 1,285   | 2,568      | 9,211,852       | (5.18)            | (4.19)         | 2.73             |
| Schoharie      | 107     | 181        | 817,650         | 109     | 179        | 876,322         | (1.45)            | 1.16           | (6.70)           |
| Schuyler       | 157     | 317        | 890,833         | 165     | 319        | 850,778         | (5.00)            | (0.68)         | 4.71             |
| Seneca         | 124     | 220        | 808,321         | 129     | 212        | 753,232         | (4.20)            | 3.58           | 7.31             |
| Steuben        | 784     | 1,479      | 4,864,385       | 921     | 1,795      | 5,083,894       | (14.93)           | (17.62)        | (4.32)           |
| Suffolk        | 7,560   | 13,186     | 69,741,225      | 7,286   | 12,700     | 62,739,294      | 3.76              | 3.83           | 11.16            |
| Sullivan       | 800     | 1,514      | 6,747,317       | 768     | 1,536      | 5,885,554       | 4.18              | (1.45)         | 14.64            |
| Tioga          | 337     | 608        | 2,147,587       | 296     | 566        | 1,896,916       | 13.71             | 7.44           | 13.21            |
| Tompkins       | 756     | 1,381      | 4,876,329       | 760     | 1,437      | 4,808,508       | (0.50)            | (3.90)         | 1.41             |
| Ulster         | 1,285   | 2,289      | 10,516,874      | 1,238   | 2,298      | 9,283,813       | 3.80              | (0.40)         | 13.28            |
| Warren         | 247     | 385        | 2,132,755       | 215     | 321        | 1,556,518       | 15.00             | 20.02          | 37.02            |
| Washington     | 369     | 580        | 3,102,655       | 408     | 648        | 3,472,466       | (9.54)            | (10.48)        | (10.65)          |
| Wayne          | 536     | 890        | 3,178,385       | 553     | 919        | 3,146,839       | (3.07)            | (3.21)         | 1.00             |
| Westchester    | 6,659   | 12,904     | 83,736,130      | 6,640   | 13,121     | 76,358,987      | 0.28              | (1.66)         | 9.66             |
| Wyoming        | 175     | 304        | 948,804         | 195     | 352        | 1,060,909       | (10.34)           | (13.73)        | (10.57)          |
| Yates          | 94      | 173        | 564,358         | 104     | 183        | 575,219         | (9.29)            | (5.51)         | (1.89)           |

\* Expenditures partially estimated.

**Table A-3**  
**FOOD STAMPS**  
**Year to Year Comparison by Local District**  
**Monthly Average Households and Persons, and Annual Expenditures**  
**2008 SUMMARY**

| Local District | 2008       |            |                 | 2007       |            |                  | Percentage Change |              |              |
|----------------|------------|------------|-----------------|------------|------------|------------------|-------------------|--------------|--------------|
|                | Households | Recipients | Expenditures    | Households | Recipients | Expenditures     | Households        | Recipients   | Expenditures |
| New York State | 1,076,649  | 2,029,589  | \$2,801,699,099 | 959,030    | 1,812,878  | \$ 2,377,956,820 | (%)<br>12.26      | (%)<br>11.95 | (%)<br>17.82 |
| New York City  | 687,844    | 1,259,756  | 1,831,296,416   | 602,361    | 1,105,980  | 1,549,761,659    | 14.19             | 13.90        | 18.17        |
| Rest of State  | 388,805    | 769,834    | 970,402,683     | 356,669    | 706,898    | 828,195,161      | 9.01              | 8.90         | 17.17        |
| Albany         | 11,496     | 22,137     | 28,192,387      | 10,552     | 20,396     | 23,886,873       | 8.95              | 8.54         | 18.02        |
| Allegany       | 2,389      | 4,794      | 5,451,362       | 2,234      | 4,479      | 4,855,278        | 6.92              | 7.03         | 12.28        |
| Broome         | 10,704     | 20,839     | 26,771,684      | 9,733      | 19,027     | 22,998,209       | 9.98              | 9.53         | 16.41        |
| Cattaraugus    | 3,845      | 7,715      | 8,598,285       | 3,569      | 6,990      | 7,431,165        | 7.74              | 10.37        | 15.71        |
| Cayuga         | 3,343      | 7,123      | 8,597,698       | 3,075      | 6,628      | 7,422,691        | 8.71              | 7.46         | 15.83        |
| Chautauqua     | 8,267      | 17,127     | 21,267,601      | 7,649      | 15,988     | 18,576,080       | 8.08              | 7.12         | 14.49        |
| Chemung        | 5,093      | 10,475     | 13,090,416      | 4,945      | 10,164     | 11,963,496       | 2.99              | 3.06         | 9.42         |
| Chenango       | 2,606      | 5,540      | 6,706,126       | 2,356      | 4,946      | 5,512,780        | 10.61             | 12.01        | 21.65        |
| Clinton        | 4,616      | 8,460      | 10,208,853      | 4,183      | 7,674      | 8,752,794        | 10.37             | 10.25        | 16.64        |
| Columbia       | 1,839      | 3,224      | 4,007,439       | 1,758      | 3,043      | 3,345,219        | 4.58              | 5.97         | 19.80        |
| Cortland       | 2,371      | 4,729      | 5,644,341       | 2,207      | 4,386      | 4,855,174        | 7.40              | 7.81         | 16.25        |
| Delaware       | 1,843      | 3,442      | 3,934,594       | 1,640      | 2,929      | 3,019,243        | 12.35             | 17.49        | 30.32        |
| Dutchess       | 6,771      | 12,552     | 16,328,894      | 6,071      | 11,099     | 13,217,720       | 11.54             | 13.09        | 23.54        |
| Erie           | 53,018     | 104,780    | 132,389,736     | 49,251     | 97,515     | 115,757,480      | 7.65              | 7.45         | 14.37        |
| Essex          | 1,253      | 2,162      | 2,375,481       | 1,202      | 2,049      | 2,057,980        | 4.26              | 5.48         | 15.43        |
| Franklin       | 2,551      | 4,945      | 5,817,225       | 2,383      | 4,609      | 5,017,328        | 7.07              | 7.28         | 15.94        |
| Fulton         | 3,248      | 6,547      | 8,262,664       | 2,869      | 5,687      | 6,485,442        | 13.22             | 15.12        | 27.40        |
| Genesee        | 2,129      | 4,241      | 5,022,402       | 2,050      | 4,126      | 4,640,558        | 3.87              | 2.79         | 8.23         |
| Greene         | 1,986      | 3,655      | 4,552,756       | 1,774      | 3,277      | 3,742,151        | 11.95             | 11.52        | 21.66        |
| Hamilton       | 167        | 246        | 244,137         | 168        | 249        | 205,903          | (0.64)            | (1.47)       | 18.57        |
| Herkimer       | 3,418      | 6,878      | 8,182,012       | 2,984      | 6,042      | 6,846,263        | 14.54             | 13.84        | 19.51        |
| Jefferson      | 5,081      | 10,202     | 11,587,711      | 4,629      | 9,470      | 10,162,193       | 9.77              | 7.73         | 14.03        |
| Lewis          | 1,211      | 2,417      | 2,585,973       | 1,044      | 2,142      | 2,274,896        | 16.00             | 12.88        | 13.67        |
| Livingston     | 2,441      | 4,620      | 5,626,999       | 2,151      | 4,147      | 4,761,947        | 13.45             | 11.39        | 18.17        |
| Madison        | 2,669      | 5,626      | 6,686,715       | 2,258      | 4,718      | 5,218,066        | 18.17             | 19.24        | 28.15        |
| Monroe         | 40,317     | 80,704     | 103,363,321     | 37,832     | 76,565     | 91,752,166       | 6.57              | 5.41         | 12.65        |
| Montgomery     | 3,127      | 6,800      | 8,397,287       | 2,783      | 6,021      | 6,929,354        | 12.38             | 12.92        | 21.18        |
| Nassau         | 18,622     | 30,106     | 42,407,342      | 16,770     | 26,820     | 34,546,899       | 11.04             | 12.25        | 22.75        |
| Niagara        | 10,437     | 20,037     | 25,302,208      | 9,461      | 18,142     | 21,414,542       | 10.31             | 10.45        | 18.15        |
| Oneida         | 13,083     | 27,050     | 33,470,952      | 12,232     | 25,268     | 28,850,054       | 6.96              | 7.05         | 16.02        |
| Onondaga       | 21,052     | 44,547     | 56,008,229      | 19,484     | 41,233     | 48,476,637       | 8.05              | 8.04         | 15.54        |
| Ontario        | 3,441      | 6,446      | 7,722,107       | 3,201      | 6,043      | 6,649,131        | 7.50              | 6.66         | 16.14        |
| Orange         | 10,495     | 25,349     | 33,389,646      | 9,531      | 23,076     | 28,270,246       | 10.12             | 9.85         | 18.11        |
| Orleans        | 2,003      | 4,183      | 5,004,380       | 1,851      | 3,924      | 4,384,622        | 8.22              | 6.60         | 14.13        |
| Oswego         | 5,341      | 12,449     | 15,158,860      | 4,855      | 11,258     | 12,689,100       | 10.00             | 10.58        | 19.46        |
| Otsego         | 1,925      | 3,764      | 4,417,651       | 1,743      | 3,365      | 3,729,774        | 10.46             | 11.88        | 18.44        |
| Putnam         | 771        | 1,047      | 1,168,901       | 765        | 991        | 1,011,446        | 0.69              | 5.57         | 15.57        |
| Rensselaer     | 6,354      | 13,077     | 16,679,477      | 5,680      | 11,670     | 13,935,700       | 11.88             | 12.06        | 19.69        |
| Rockland       | 8,015      | 23,767     | 30,517,347      | 7,239      | 21,655     | 25,531,638       | 10.72             | 9.75         | 19.53        |
| St.Lawrence    | 5,384      | 11,215     | 13,116,876      | 5,021      | 10,394     | 11,454,304       | 7.24              | 7.90         | 14.51        |
| Saratoga       | 4,905      | 9,020      | 10,648,827      | 4,325      | 7,924      | 8,797,006        | 13.40             | 13.83        | 21.05        |
| Schenectady    | 6,692      | 13,733     | 17,247,125      | 6,475      | 13,304     | 15,485,279       | 3.36              | 3.23         | 11.38        |
| Schoharie      | 1,176      | 2,228      | 2,602,131       | 1,063      | 1,990      | 2,210,692        | 10.65             | 12.01        | 17.71        |
| Schuyler       | 783        | 1,614      | 1,890,648       | 710        | 1,442      | 1,585,090        | 10.15             | 11.93        | 19.28        |
| Seneca         | 1,054      | 1,940      | 2,246,777       | 1,023      | 1,893      | 1,990,328        | 3.07              | 2.48         | 12.88        |
| Steuben        | 3,845      | 8,018      | 9,100,623       | 3,815      | 8,018      | 8,695,068        | 0.78              | 0.00         | 4.66         |
| Suffolk        | 26,351     | 45,183     | 60,504,984      | 23,350     | 39,355     | 47,781,520       | 12.86             | 14.81        | 26.63        |
| Sullivan       | 3,671      | 7,154      | 8,610,006       | 3,381      | 6,680      | 7,234,937        | 8.57              | 7.09         | 19.01        |
| Tioga          | 1,920      | 4,178      | 5,059,641       | 1,789      | 3,914      | 4,479,658        | 7.32              | 6.76         | 12.95        |
| Tompkins       | 3,203      | 6,081      | 7,590,011       | 2,929      | 5,600      | 6,428,637        | 9.34              | 8.58         | 18.07        |
| Ulster         | 5,908      | 10,792     | 13,630,525      | 5,261      | 9,552      | 10,937,405       | 12.29             | 12.99        | 24.62        |
| Warren         | 2,406      | 4,504      | 5,305,072       | 2,142      | 3,894      | 4,220,263        | 12.32             | 15.68        | 25.70        |
| Washington     | 2,512      | 4,895      | 5,829,094       | 2,228      | 4,373      | 4,860,658        | 12.74             | 11.94        | 19.92        |
| Wayne          | 3,598      | 6,755      | 8,058,516       | 3,341      | 6,229      | 6,922,581        | 7.68              | 8.46         | 16.41        |
| Westchester    | 23,881     | 44,402     | 58,950,146      | 21,572     | 40,395     | 49,509,044       | 10.70             | 9.92         | 19.07        |
| Wyoming        | 1,148      | 2,278      | 2,555,391       | 1,055      | 2,074      | 2,212,863        | 8.83              | 9.85         | 15.48        |
| Yates          | 1,032      | 2,046      | 2,315,091       | 1,030      | 2,060      | 2,211,590        | 0.25              | (0.66)       | 4.68         |

**Table A-4**  
**SUPPLEMENTAL SECURITY INCOME**  
**Year to Year Comparison by Local District**  
**Monthly Average Recipients, and Annual Expenditures**  
**2008 SUMMARY**

| Local District | 2008       |                 | 2007       |                 | Percentage Change |                  |
|----------------|------------|-----------------|------------|-----------------|-------------------|------------------|
|                | Recipients | Expenditures    | Recipients | Expenditures    | Recipients (%)    | Expenditures (%) |
| New York State | 656,358    | \$4,223,936,738 | 649,071    | \$4,062,215,429 | 1.12              | 3.98             |
| New York City  | 409,795    | 2,683,713,075   | 407,052    | 2,610,595,754   | 0.67              | 2.80             |
| Rest of State  | 238,524    | 1,501,450,449   | 233,686    | 1,412,086,172   | 2.07              | 6.33             |
| Albany         | 6,841      | 42,796,168      | 6,660      | 40,164,762      | 2.72              | 6.55             |
| Allegany       | 1,518      | 9,579,139       | 1,492      | 9,285,776       | 1.77              | 3.16             |
| Broome         | 6,105      | 39,997,090      | 5,917      | 37,146,291      | 3.17              | 7.67             |
| Cattaraugus    | 2,439      | 15,285,355      | 2,397      | 14,539,608      | 1.74              | 5.13             |
| Cayuga         | 1,842      | 11,526,180      | 1,816      | 10,720,362      | 1.45              | 7.52             |
| Chautauqua     | 4,363      | 28,502,362      | 4,229      | 26,535,377      | 3.17              | 7.41             |
| Chemung        | 3,212      | 19,948,060      | 3,106      | 18,448,049      | 3.41              | 8.13             |
| Chenango       | 1,547      | 9,225,898       | 1,505      | 8,586,161       | 2.75              | 7.45             |
| Clinton        | 2,764      | 17,119,212      | 2,722      | 15,989,898      | 1.53              | 7.06             |
| Columbia       | 1,505      | 9,325,367       | 1,495      | 8,758,862       | 0.69              | 6.47             |
| Cortland       | 1,204      | 7,280,230       | 1,201      | 6,969,145       | 0.25              | 4.46             |
| Delaware       | 1,210      | 6,626,092       | 1,188      | 6,276,974       | 1.91              | 5.56             |
| Dutchess       | 4,689      | 29,851,577      | 4,618      | 28,391,711      | 1.55              | 5.14             |
| Erie           | 26,967     | 179,831,510     | 26,332     | 164,624,927     | 2.41              | 9.24             |
| Essex          | 982        | 5,997,374       | 970        | 5,595,161       | 1.26              | 7.19             |
| Franklin       | 1,659      | 9,958,172       | 1,644      | 9,421,082       | 0.91              | 5.70             |
| Fulton         | 1,879      | 11,481,135      | 1,811      | 10,636,806      | 3.77              | 7.94             |
| Genesee        | 1,067      | 6,472,103       | 1,040      | 5,803,970       | 2.63              | 11.51            |
| Greene         | 1,250      | 7,526,550       | 1,230      | 7,157,573       | 1.62              | 5.16             |
| Hamilton       | 70         | 367,562         | 72         | 338,643         | (3.13)            | 8.54             |
| Herkimer       | 1,678      | 9,671,990       | 1,634      | 9,151,641       | 2.67              | 5.69             |
| Jefferson      | 2,875      | 17,294,138      | 2,888      | 16,938,518      | (0.44)            | 2.10             |
| Lewis          | 645        | 3,833,246       | 646        | 3,565,091       | (0.17)            | 7.52             |
| Livingston     | 1,054      | 6,484,776       | 1,022      | 6,205,361       | 3.10              | 4.50             |
| Madison        | 1,329      | 7,637,058       | 1,308      | 7,418,960       | 1.66              | 2.94             |
| Monroe         | 21,164     | 143,797,108     | 20,429     | 131,548,881     | 3.60              | 9.31             |
| Montgomery     | 1,626      | 10,143,966      | 1,560      | 9,310,361       | 4.25              | 8.95             |
| Nassau         | 17,483     | 103,368,863     | 17,250     | 99,368,027      | 1.36              | 4.03             |
| Niagara        | 5,357      | 35,304,385      | 5,256      | 31,568,886      | 1.93              | 11.83            |
| Oneida         | 7,695      | 48,916,795      | 7,528      | 46,067,392      | 2.21              | 6.19             |
| Onondaga       | 13,172     | 85,945,060      | 12,799     | 80,686,639      | 2.92              | 6.52             |
| Ontario        | 1,734      | 10,436,821      | 1,668      | 9,840,408       | 3.93              | 6.06             |
| Orange         | 6,284      | 37,806,895      | 6,140      | 36,207,062      | 2.35              | 4.42             |
| Orleans        | 935        | 5,690,684       | 950        | 5,346,899       | (1.59)            | 6.43             |
| Oswego         | 3,206      | 20,463,594      | 3,173      | 19,400,133      | 1.05              | 5.48             |
| Otsego         | 1,338      | 7,998,375       | 1,323      | 7,499,559       | 1.09              | 6.65             |
| Putnam         | 829        | 4,772,073       | 798        | 4,574,035       | 3.91              | 4.33             |
| Rensselaer     | 3,593      | 22,874,945      | 3,448      | 21,012,751      | 4.22              | 8.86             |
| Rockland       | 4,606      | 28,248,883      | 4,526      | 27,051,790      | 1.76              | 4.43             |
| St.Lawrence    | 3,803      | 23,355,325      | 3,803      | 22,678,251      | (0.00)            | 2.99             |
| Saratoga       | 2,694      | 15,892,535      | 2,605      | 14,929,471      | 3.42              | 6.45             |
| Schenectady    | 4,607      | 29,444,830      | 4,527      | 27,525,433      | 1.75              | 6.97             |
| Schoharie      | 719        | 4,343,421       | 711        | 4,094,202       | 1.09              | 6.09             |
| Schuyler       | 447        | 2,673,664       | 439        | 2,565,610       | 1.98              | 4.21             |
| Seneca         | 674        | 4,123,923       | 674        | 3,971,991       | 0.05              | 3.83             |
| Steuben        | 3,115      | 20,002,039      | 3,044      | 18,946,840      | 2.34              | 5.57             |
| Suffolk        | 20,814     | 128,238,143     | 20,614     | 123,421,516     | 0.97              | 3.90             |
| Sullivan       | 2,525      | 15,576,758      | 2,481      | 15,122,777      | 1.78              | 3.00             |
| Tioga          | 1,127      | 6,880,450       | 1,094      | 6,380,940       | 3.09              | 7.83             |
| Tompkins       | 1,667      | 10,183,586      | 1,623      | 9,540,471       | 2.70              | 6.74             |
| Ulster         | 4,042      | 25,503,892      | 4,001      | 24,117,908      | 1.04              | 5.75             |
| Warren         | 1,554      | 9,101,791       | 1,520      | 8,503,912       | 2.25              | 7.03             |
| Washington     | 1,512      | 8,884,898       | 1,518      | 8,366,394       | (0.35)            | 6.20             |
| Wayne          | 2,001      | 12,527,318      | 1,959      | 11,420,014      | 2.11              | 9.70             |
| Westchester    | 16,350     | 98,516,889      | 16,151     | 95,934,200      | 1.23              | 2.69             |
| Wyoming        | 652        | 3,887,115       | 633        | 3,525,885       | 2.97              | 10.25            |
| Yates          | 504        | 2,927,081       | 502        | 2,886,825       | 0.27              | 1.39             |
| Mental Hygiene | 8,040      | 38,773,214      | 8,333      | 39,533,503      | (3.52)            | (1.92)           |

Note: Only New York State includes Mental Hygiene.

**Table A-5**  
**TEMPORARY ASSISTANCE**  
**Monthly Average Cases, Recipients, Children and Adults, and Annual Expenditures**  
**by Local District**  
**2008 SUMMARY**

| Local District | Temporary Assistance |            |          |         | Total Expenditures |
|----------------|----------------------|------------|----------|---------|--------------------|
|                | Monthly Average      |            |          |         |                    |
|                | Cases                | Recipients | Children | Adults  |                    |
| New York State | 266,451              | 510,160    | 288,972  | 221,188 | \$1,941,923,689    |
| New York City* | 179,375              | 340,141    | 189,516  | 150,625 | 1,292,410,000      |
| Rest of State  | 87,076               | 170,020    | 99,456   | 70,564  | 649,513,689        |
| Albany         | 2,690                | 5,527      | 3,283    | 2,244   | 20,790,443         |
| Allegany       | 440                  | 886        | 537      | 349     | 2,312,305          |
| Broome         | 2,617                | 4,908      | 2,779    | 2,129   | 16,502,243         |
| Cattaraugus    | 471                  | 834        | 517      | 317     | 2,655,698          |
| Cayuga         | 448                  | 882        | 544      | 338     | 2,834,648          |
| Chautauqua     | 1,856                | 3,842      | 2,323    | 1,519   | 11,120,123         |
| Chemung        | 1,117                | 2,256      | 1,420    | 836     | 6,639,742          |
| Chenango       | 292                  | 534        | 327      | 207     | 1,741,398          |
| Clinton        | 943                  | 1,714      | 938      | 776     | 5,705,978          |
| Columbia       | 371                  | 683        | 374      | 309     | 2,895,257          |
| Cortland       | 454                  | 893        | 482      | 411     | 2,922,453          |
| Delaware       | 179                  | 289        | 164      | 125     | 1,053,073          |
| Dutchess       | 1,244                | 2,198      | 1,271    | 927     | 11,441,934         |
| Erie           | 11,760               | 24,248     | 14,700   | 9,548   | 67,647,206         |
| Essex          | 144                  | 234        | 119      | 115     | 911,623            |
| Franklin       | 334                  | 636        | 363      | 272     | 1,873,781          |
| Fulton         | 294                  | 466        | 243      | 223     | 1,841,179          |
| Genesee        | 334                  | 582        | 329      | 253     | 2,087,327          |
| Greene         | 408                  | 795        | 417      | 378     | 2,661,149          |
| Hamilton       | 11                   | 23         | 10       | 13      | 51,608             |
| Herkimer       | 392                  | 653        | 370      | 283     | 2,292,245          |
| Jefferson      | 566                  | 906        | 509      | 397     | 4,590,480          |
| Lewis          | 82                   | 134        | 76       | 58      | 455,906            |
| Livingston     | 415                  | 690        | 333      | 357     | 2,607,244          |
| Madison        | 245                  | 451        | 276      | 176     | 1,399,173          |
| Monroe         | 14,394               | 29,040     | 16,839   | 12,201  | 96,175,637         |
| Montgomery     | 419                  | 883        | 506      | 377     | 2,918,167          |
| Nassau         | 5,023                | 9,366      | 5,170    | 4,196   | 46,830,998         |
| Niagara        | 2,296                | 4,239      | 2,360    | 1,879   | 12,506,638         |
| Oneida         | 2,527                | 5,894      | 3,634    | 2,261   | 17,380,870         |
| Onondaga       | 4,827                | 9,770      | 6,189    | 3,581   | 28,535,752         |
| Ontario        | 660                  | 1,149      | 642      | 507     | 4,190,196          |
| Orange         | 2,231                | 4,888      | 3,087    | 1,801   | 23,255,744         |
| Orleans        | 463                  | 861        | 498      | 363     | 2,661,261          |
| Oswego         | 796                  | 1,582      | 1,014    | 569     | 4,967,442          |
| Otsego         | 163                  | 239        | 124      | 115     | 1,417,605          |
| Putnam         | 85                   | 125        | 69       | 55      | 817,186            |
| Rensselaer     | 1,325                | 3,051      | 1,890    | 1,161   | 9,168,745          |
| Rockland       | 1,228                | 2,374      | 1,467    | 907     | 9,057,153          |
| St.Lawrence    | 973                  | 1,955      | 1,125    | 830     | 5,520,533          |
| Saratoga       | 349                  | 473        | 282      | 192     | 2,538,165          |
| Schenectady    | 1,219                | 2,460      | 1,584    | 876     | 9,463,773          |
| Schoharie      | 107                  | 181        | 110      | 71      | 817,650            |
| Schuyler       | 157                  | 317        | 172      | 145     | 890,833            |
| Seneca         | 124                  | 220        | 134      | 86      | 808,321            |
| Steuben        | 784                  | 1,479      | 818      | 661     | 4,864,385          |
| Suffolk        | 7,560                | 13,186     | 6,938    | 6,249   | 69,741,225         |
| Sullivan       | 800                  | 1,514      | 860      | 654     | 6,747,317          |
| Tioga          | 337                  | 608        | 358      | 250     | 2,147,587          |
| Tompkins       | 756                  | 1,381      | 702      | 679     | 4,876,329          |
| Ulster         | 1,285                | 2,289      | 1,267    | 1,022   | 10,516,874         |
| Warren         | 247                  | 385        | 195      | 190     | 2,132,755          |
| Washington     | 369                  | 580        | 306      | 274     | 3,102,655          |
| Wayne          | 536                  | 890        | 500      | 389     | 3,178,385          |
| Westchester    | 6,659                | 12,904     | 7,636    | 5,268   | 83,736,130         |
| Wyoming        | 175                  | 304        | 169      | 134     | 948,804            |
| Yates          | 94                   | 173        | 108      | 65      | 564,358            |

\* Expenditures partially estimated.

**Table A-6**  
**FAMILY ASSISTANCE-FP**  
**Monthly Average Cases, Recipients, Children and Adults, and Annual Expenditures**  
**by Local District**  
**2008 SUMMARY**

| Local District | Family Assistance - FP |            |          |        |                    |
|----------------|------------------------|------------|----------|--------|--------------------|
|                | Monthly Average        |            |          |        | Total Expenditures |
|                | Cases                  | Recipients | Children | Adults |                    |
| New York State | 108,972                | 242,214    | 184,169  | 58,046 | \$841,281,817      |
| New York City* | 68,609                 | 150,771    | 114,998  | 35,773 | 525,302,000        |
| Rest of State  | 40,362                 | 91,444     | 69,171   | 22,273 | 315,979,817        |
| Albany         | 1,350                  | 3,102      | 2,256    | 847    | 10,052,348         |
| Allegany       | 231                    | 512        | 386      | 125    | 1,233,822          |
| Broome         | 1,199                  | 2,600      | 1,942    | 658    | 7,899,276          |
| Cattaraugus    | 234                    | 490        | 408      | 81     | 1,370,078          |
| Cayuga         | 243                    | 569        | 436      | 133    | 1,578,337          |
| Chautauqua     | 939                    | 2,173      | 1,625    | 548    | 6,172,144          |
| Chemung        | 596                    | 1,348      | 1,034    | 314    | 3,538,299          |
| Chenango       | 171                    | 368        | 285      | 83     | 1,026,133          |
| Clinton        | 486                    | 1,057      | 766      | 291    | 2,952,019          |
| Columbia       | 184                    | 419        | 305      | 114    | 1,354,016          |
| Cortland       | 232                    | 536        | 376      | 160    | 1,568,938          |
| Delaware       | 97                     | 193        | 153      | 40     | 577,072            |
| Dutchess       | 607                    | 1,294      | 1,000    | 294    | 5,734,815          |
| Erie           | 5,391                  | 12,496     | 9,534    | 2,961  | 33,340,013         |
| Essex          | 70                     | 136        | 101      | 36     | 393,824            |
| Franklin       | 163                    | 334        | 254      | 80     | 920,299            |
| Fulton         | 140                    | 275        | 214      | 61     | 931,443            |
| Genesee        | 155                    | 337        | 263      | 75     | 926,213            |
| Greene         | 186                    | 454        | 317      | 137    | 1,248,961          |
| Hamilton       | 6                      | 16         | 8        | 7      | 27,460             |
| Herkimer       | 206                    | 403        | 310      | 92     | 1,228,472          |
| Jefferson      | 253                    | 506        | 427      | 79     | 1,781,975          |
| Lewis          | 36                     | 71         | 56       | 15     | 203,937            |
| Livingston     | 177                    | 372        | 263      | 109    | 1,134,363          |
| Madison        | 147                    | 321        | 248      | 74     | 877,953            |
| Monroe         | 6,189                  | 14,504     | 10,665   | 3,839  | 46,631,563         |
| Montgomery     | 228                    | 580        | 416      | 164    | 1,625,201          |
| Nassau         | 2,222                  | 5,075      | 3,757    | 1,318  | 23,725,592         |
| Niagara        | 1,056                  | 2,324      | 1,715    | 609    | 6,170,828          |
| Oneida         | 1,234                  | 3,147      | 2,367    | 780    | 9,167,200          |
| Onondaga       | 2,524                  | 5,590      | 4,345    | 1,245  | 15,546,283         |
| Ontario        | 331                    | 693        | 516      | 177    | 1,981,476          |
| Orange         | 1,169                  | 2,851      | 2,191    | 661    | 12,485,280         |
| Orleans        | 220                    | 466        | 350      | 115    | 1,362,632          |
| Oswego         | 451                    | 996        | 774      | 221    | 2,738,507          |
| Otsego         | 71                     | 131        | 109      | 22     | 550,806            |
| Putnam         | 42                     | 75         | 64       | 12     | 422,756            |
| Rensselaer     | 817                    | 1,919      | 1,334    | 585    | 5,106,056          |
| Rockland       | 558                    | 1,158      | 977      | 181    | 4,334,978          |
| St.Lawrence    | 496                    | 1,112      | 820      | 292    | 2,984,537          |
| Saratoga       | 168                    | 271        | 253      | 18     | 933,002            |
| Schenectady    | 649                    | 1,488      | 1,185    | 303    | 5,045,322          |
| Schoharie      | 54                     | 119        | 101      | 18     | 408,186            |
| Schuyler       | 79                     | 183        | 132      | 51     | 466,963            |
| Seneca         | 68                     | 143        | 111      | 32     | 439,141            |
| Steuben        | 341                    | 772        | 574      | 198    | 2,261,599          |
| Suffolk        | 2,790                  | 6,368      | 4,890    | 1,478  | 31,707,277         |
| Sullivan       | 399                    | 912        | 683      | 229    | 3,194,141          |
| Tioga          | 191                    | 402        | 306      | 96     | 1,228,939          |
| Tompkins       | 325                    | 719        | 509      | 211    | 2,176,610          |
| Ulster         | 641                    | 1,335      | 979      | 356    | 5,301,979          |
| Warren         | 112                    | 226        | 175      | 51     | 940,284            |
| Washington     | 163                    | 335        | 265      | 70     | 1,028,972          |
| Wayne          | 245                    | 520        | 413      | 108    | 1,615,963          |
| Westchester    | 2,905                  | 6,362      | 5,005    | 1,357  | 35,575,493         |
| Wyoming        | 83                     | 178        | 137      | 41     | 447,009            |
| Yates          | 48                     | 110        | 88       | 21     | 303,032            |

\* Expenditures partially estimated.

**Table A-7  
SAFETY NET ASSISTANCE\*  
Monthly Average Cases, Recipients, Children and Adults, and Annual Expenditures  
by Local District  
2008 SUMMARY**

| Local District  | Safety Net Assistance |            |          |         |                    |
|-----------------|-----------------------|------------|----------|---------|--------------------|
|                 | Monthly Average       |            |          |         | Total Expenditures |
|                 | Cases                 | Recipients | Children | Adults  |                    |
| New York State  | 157,479               | 267,946    | 104,804  | 163,142 | \$1,100,641,872    |
| New York City** | 110,766               | 189,370    | 74,518   | 114,852 | 767,108,000        |
| Rest of State   | 46,714                | 78,576     | 30,286   | 48,290  | 333,533,872        |
| Albany          | 1,341                 | 2,425      | 1,027    | 1,397   | 10,738,095         |
| Allegany        | 208                   | 374        | 150      | 224     | 1,078,483          |
| Broome          | 1,418                 | 2,308      | 837      | 1,471   | 8,602,967          |
| Cattaraugus     | 236                   | 344        | 108      | 236     | 1,285,620          |
| Cayuga          | 204                   | 313        | 108      | 205     | 1,256,311          |
| Chautauqua      | 917                   | 1,669      | 698      | 972     | 4,947,979          |
| Chemung         | 521                   | 909        | 386      | 522     | 3,101,443          |
| Chenango        | 121                   | 166        | 42       | 124     | 715,265            |
| Clinton         | 457                   | 657        | 172      | 485     | 2,753,959          |
| Columbia        | 187                   | 263        | 69       | 194     | 1,541,241          |
| Cortland        | 222                   | 357        | 106      | 251     | 1,353,515          |
| Delaware        | 82                    | 96         | 11       | 85      | 476,001            |
| Dutchess        | 637                   | 905        | 271      | 633     | 5,707,119          |
| Erie            | 6,370                 | 11,752     | 5,165    | 6,587   | 34,307,193         |
| Essex           | 75                    | 97         | 18       | 79      | 517,799            |
| Franklin        | 171                   | 302        | 109      | 193     | 953,482            |
| Fulton          | 155                   | 191        | 30       | 161     | 909,736            |
| Genesee         | 179                   | 245        | 66       | 178     | 1,161,114          |
| Greene          | 223                   | 341        | 99       | 242     | 1,412,188          |
| Hamilton        | 6                     | 8          | 2        | 6       | 24,148             |
| Herkimer        | 186                   | 251        | 60       | 190     | 1,063,773          |
| Jefferson       | 313                   | 400        | 82       | 318     | 2,808,505          |
| Lewis           | 46                    | 64         | 21       | 43      | 251,969            |
| Livingston      | 238                   | 318        | 70       | 248     | 1,472,881          |
| Madison         | 99                    | 130        | 28       | 102     | 521,220            |
| Monroe          | 8,206                 | 14,536     | 6,174    | 8,362   | 49,544,074         |
| Montgomery      | 191                   | 303        | 90       | 213     | 1,292,966          |
| Nassau          | 2,801                 | 4,290      | 1,413    | 2,878   | 23,105,406         |
| Niagara         | 1,241                 | 1,915      | 645      | 1,270   | 6,335,810          |
| Oneida          | 1,293                 | 2,747      | 1,266    | 1,481   | 8,213,670          |
| Onondaga        | 2,303                 | 4,180      | 1,844    | 2,336   | 12,989,469         |
| Ontario         | 329                   | 456        | 126      | 330     | 2,208,720          |
| Orange          | 1,062                 | 2,036      | 896      | 1,140   | 10,770,464         |
| Orleans         | 243                   | 395        | 148      | 248     | 1,298,629          |
| Oswego          | 345                   | 587        | 239      | 347     | 2,228,935          |
| Otsego          | 92                    | 108        | 15       | 93      | 866,799            |
| Putnam          | 43                    | 49         | 6        | 44      | 394,430            |
| Rensselaer      | 508                   | 1,131      | 555      | 576     | 4,062,689          |
| Rockland        | 670                   | 1,216      | 491      | 725     | 4,722,175          |
| St.Lawrence     | 477                   | 844        | 305      | 538     | 2,535,996          |
| Saratoga        | 182                   | 203        | 28       | 174     | 1,605,163          |
| Schenectady     | 569                   | 973        | 400      | 573     | 4,418,451          |
| Schoharie       | 53                    | 62         | 9        | 53      | 409,464            |
| Schuyler        | 78                    | 134        | 41       | 93      | 423,870            |
| Seneca          | 56                    | 77         | 23       | 54      | 369,180            |
| Steuben         | 443                   | 707        | 244      | 463     | 2,602,786          |
| Suffolk         | 4,770                 | 6,819      | 2,048    | 4,771   | 38,033,948         |
| Sullivan        | 401                   | 601        | 177      | 424     | 3,553,176          |
| Tioga           | 145                   | 207        | 52       | 155     | 918,648            |
| Tompkins        | 431                   | 662        | 194      | 468     | 2,699,719          |
| Ulster          | 644                   | 954        | 289      | 665     | 5,214,895          |
| Warren          | 136                   | 160        | 21       | 139     | 1,192,471          |
| Washington      | 207                   | 245        | 41       | 204     | 2,073,683          |
| Wayne           | 291                   | 369        | 88       | 281     | 1,562,422          |
| Westchester     | 3,754                 | 6,541      | 2,631    | 3,910   | 48,160,637         |
| Wyoming         | 92                    | 126        | 33       | 93      | 501,795            |
| Yates           | 46                    | 63         | 20       | 43      | 261,326            |

\* Includes Federally Non-Participating Family Assistance cases (non-disabled two-parent FA cases).

\*\* Expenditures partially estimated.



**Table A-8  
TEMPORARY ASSISTANCE BY FUNDING SOURCE  
Monthly Average Cases and Recipients, and Annual Expenditures  
2008 SUMMARY**

| Local District | Total   |            |                 | Federally Participating - TANF<br>Family Assistance and Safety Net - FP |            |               | Federally Non-Participating<br>Safety Net Assistance-FNP<br>and Family Assistance-FNP |            |                 |
|----------------|---------|------------|-----------------|---|------------|---------------|---|------------|-----------------|
|                | Cases   | Recipients | Expenditures    | Cases   | Recipients | Expenditures  | Cases   | Recipients | Expenditures    |
| New York State | 266,451 | 510,160    | \$1,941,923,689 | 110,281   | 245,494    | \$850,872,658 | 156,170   | 264,667    | \$1,091,051,031 |
| New York City* | 179,375 | 340,141    | 1,292,410,000   | 69,034  | 151,721    | 527,742,000   | 110,342   | 188,419    | 764,668,000     |
| Rest of State  | 87,076  | 170,020    | 649,513,689     | 41,247  | 93,773     | 323,130,658   | 45,829  | 76,247     | 326,383,031     |
| Albany         | 2,690   | 5,527      | 20,790,443      | 1,383   | 3,195      | 10,287,550    | 1,307   | 2,332      | 10,502,893      |
| Allegany       | 440     | 886        | 2,312,305       | 233   | 517        | 1,252,518     | 207   | 369        | 1,059,787       |
| Broome         | 2,617   | 4,908      | 16,502,243      | 1,232   | 2,681      | 8,155,959     | 1,385   | 2,226      | 8,346,284       |
| Cattaraugus    | 471     | 834        | 2,655,698       | 242   | 512        | 1,412,418     | 228   | 322        | 1,243,280       |
| Cayuga         | 448     | 882        | 2,834,648       | 250   | 582        | 1,628,155     | 198   | 300        | 1,206,493       |
| Chautauqua     | 1,856   | 3,842      | 11,120,123      | 947   | 2,197      | 6,221,286     | 909   | 1,645      | 4,898,837       |
| Chemung        | 1,117   | 2,256      | 6,639,742       | 612   | 1,391      | 3,651,757     | 505   | 866        | 2,987,985       |
| Chenango       | 292     | 534        | 1,741,398       | 171   | 369        | 1,036,082     | 121   | 165        | 705,316         |
| Clinton        | 943     | 1,714      | 5,705,978       | 495   | 1,081      | 3,010,738     | 447   | 633        | 2,695,240       |
| Columbia       | 371     | 683        | 2,895,257       | 189   | 432        | 1,387,205     | 183   | 250        | 1,508,052       |
| Cortland       | 454     | 893        | 2,922,453       | 233   | 541        | 1,581,253     | 221   | 352        | 1,341,200       |
| Delaware       | 179     | 289        | 1,053,073       | 98  | 193        | 582,570       | 81  | 95         | 470,503         |
| Dutchess       | 1,244   | 2,198      | 11,441,934      | 615   | 1,315      | 5,821,793     | 629   | 884        | 5,620,141       |
| Erie           | 11,760  | 24,248     | 67,647,206      | 5,566   | 12,936     | 34,448,231    | 6,194   | 11,312     | 33,198,975      |
| Essex          | 144     | 234        | 911,623         | 70  | 138        | 397,043       | 74  | 96         | 514,580         |
| Franklin       | 334     | 636        | 1,873,781       | 164   | 338        | 924,525       | 170   | 298        | 949,256         |
| Fulton         | 294     | 466        | 1,841,179       | 140   | 276        | 934,131       | 154   | 190        | 907,048         |
| Genesee        | 334     | 582        | 2,087,327       | 165   | 364        | 1,007,493     | 170   | 218        | 1,079,834       |
| Greene         | 408     | 795        | 2,661,149       | 191   | 469        | 1,287,295     | 218   | 326        | 1,373,854       |
| Hamilton       | 11      | 23         | 51,608          | 6   | 16         | 29,260        | 6   | 8          | 22,348          |
| Herkimer       | 392     | 653        | 2,292,245       | 212   | 417        | 1,262,895     | 180   | 236        | 1,029,350       |
| Jefferson      | 566     | 906        | 4,590,480       | 261   | 525        | 1,852,552     | 305   | 381        | 2,737,928       |
| Lewis          | 82      | 134        | 455,906         | 37  | 72         | 208,202       | 45  | 62         | 247,704         |
| Livingston     | 415     | 690        | 2,607,244       | 183   | 388        | 1,173,938     | 232   | 302        | 1,433,306       |
| Madison        | 245     | 451        | 1,399,173       | 152   | 335        | 914,048       | 94  | 116        | 485,125         |
| Monroe         | 14,394  | 29,040     | 96,175,637      | 6,395   | 15,056     | 48,065,870    | 8,000   | 13,984     | 48,109,767      |
| Montgomery     | 419     | 883        | 2,918,167       | 237   | 613        | 1,697,203     | 182   | 270        | 1,220,964       |
| Nassau         | 5,023   | 9,366      | 46,830,998      | 2,229   | 5,092      | 23,824,632    | 2,794   | 4,274      | 23,006,366      |
| Niagara        | 2,296   | 4,239      | 12,506,638      | 1,080   | 2,391      | 6,353,529     | 1,216   | 1,848      | 6,153,109       |
| Oneida         | 2,527   | 5,894      | 17,380,870      | 1,256   | 3,209      | 9,355,720     | 1,270   | 2,686      | 8,025,150       |
| Onondaga       | 4,827   | 9,770      | 28,535,752      | 2,545   | 5,638      | 15,715,852    | 2,283   | 4,132      | 12,819,900      |
| Ontario        | 660     | 1,149      | 4,190,196       | 337   | 708        | 2,039,904     | 323   | 441        | 2,150,292       |
| Orange         | 2,231   | 4,888      | 23,255,744      | 1,189   | 2,901      | 12,781,472    | 1,042   | 1,987      | 10,474,272      |
| Orleans        | 463     | 861        | 2,661,261       | 226   | 486        | 1,403,858     | 237   | 375        | 1,257,403       |
| Oswego         | 796     | 1,582      | 4,967,442       | 473   | 1,055      | 2,907,546     | 323   | 528        | 2,059,896       |
| Otsego         | 163     | 239        | 1,417,605       | 71  | 133        | 565,244       | 92  | 106        | 852,361         |
| Putnam         | 85      | 125        | 817,186         | 44  | 79         | 457,228       | 41  | 46         | 359,958         |
| Rensselaer     | 1,325   | 3,051      | 9,168,745       | 838   | 1,971      | 5,254,987     | 488   | 1,080      | 3,913,758       |
| Rockland       | 1,228   | 2,374      | 9,057,153       | 561   | 1,164      | 4,352,618     | 668   | 1,210      | 4,704,535       |
| St.Lawrence    | 973     | 1,955      | 5,520,533       | 500   | 1,126      | 3,020,596     | 473   | 829        | 2,499,937       |
| Saratoga       | 349     | 473        | 2,538,165       | 172   | 283        | 990,181       | 178   | 190        | 1,547,984       |
| Schenectady    | 1,219   | 2,460      | 9,463,773       | 655   | 1,504      | 5,097,025     | 564   | 956        | 4,366,748       |
| Schoharie      | 107     | 181        | 817,650         | 54  | 120        | 408,429       | 53  | 61         | 409,221         |
| Schuyler       | 157     | 317        | 890,833         | 79  | 183        | 467,450       | 78  | 134        | 423,383         |
| Seneca         | 124     | 220        | 808,321         | 69  | 146        | 446,422       | 54  | 73         | 361,899         |
| Steuben        | 784     | 1,479      | 4,864,385       | 343   | 777        | 2,287,422     | 440   | 702        | 2,576,963       |
| Suffolk        | 7,560   | 13,186     | 69,741,225      | 2,846   | 6,521      | 32,320,692    | 4,714   | 6,666      | 37,420,533      |
| Sullivan       | 800     | 1,514      | 6,747,317       | 408   | 939        | 3,281,957     | 392   | 575        | 3,465,360       |
| Tioga          | 337     | 608        | 2,147,587       | 193   | 405        | 1,235,622     | 144   | 204        | 911,965         |
| Tompkins       | 756     | 1,381      | 4,876,329       | 334   | 744        | 2,262,402     | 423   | 637        | 2,613,927       |
| Ulster         | 1,285   | 2,289      | 10,516,874      | 665   | 1,396      | 5,582,304     | 620   | 893        | 4,934,570       |
| Warren         | 247     | 385        | 2,132,755       | 115   | 235        | 981,862       | 132   | 150        | 1,150,893       |
| Washington     | 369     | 580        | 3,102,655       | 167   | 351        | 1,067,993     | 202   | 229        | 2,034,662       |
| Wayne          | 536     | 890        | 3,178,385       | 252   | 536        | 1,668,867     | 284   | 353        | 1,509,518       |
| Westchester    | 6,659   | 12,904     | 83,736,130      | 2,938   | 6,444      | 36,016,011    | 3,721   | 6,460      | 47,720,119      |
| Wyoming        | 175     | 304        | 948,804         | 83  | 179        | 447,831       | 92  | 125        | 500,973         |
| Yates          | 94      | 173        | 564,358         | 48  | 110        | 303,032       | 46  | 63         | 261,326         |

\* Expenditures partially estimated.



**Table A-9**  
**SAFETY NET ASSISTANCE - FNP BY CASE CATEGORY**  
**Monthly Average Cases and Recipients, and Annual Expenditures**  
**2008 SUMMARY**

| Local District | Federally Non-Participating Safety Net Assistance-FNP |            |                 | Maintenance of Effort (MOE) |            |               | Non-Maintenance of Effort (Non-MOE)** |            |               |
|----------------|---|------------|-----------------|-----------------------------|------------|---------------|---------------------------------------|------------|---------------|
|                | Cases   | Recipients | Expenditures    | Cases                       | Recipients | Expenditures  | Cases                                 | Recipients | Expenditures  |
| New York State | 156,170   | 264,667    | \$1,091,051,031 | 36,605                      | 117,227    | \$293,160,945 | 119,566                               | 147,439    | \$797,890,086 |
| New York City* | 110,342   | 188,419    | 764,668,000     | 28,621                      | 88,639     | 217,729,000   | 81,720                                | 99,781     | 546,939,000   |
| Rest of State  | 45,829  | 76,247     | 326,383,031     | 7,984                       | 28,589     | 75,431,945    | 37,845                                | 47,659     | 250,951,086   |
| Albany         | 1,307   | 2,332      | 10,502,893      | 284                         | 1,061      | 2,569,456     | 1,023                                 | 1,271      | 7,933,437     |
| Allegany       | 207   | 369        | 1,059,787       | 21                          | 72         | 125,114       | 186                                   | 297        | 934,673       |
| Broome         | 1,385   | 2,226      | 8,346,284       | 219                         | 750        | 1,711,583     | 1,166                                 | 1,477      | 6,634,701     |
| Cattaraugus    | 228   | 322        | 1,243,280       | 23                          | 85         | 168,627       | 205                                   | 237        | 1,074,653     |
| Cayuga         | 198   | 300        | 1,206,493       | 21                          | 80         | 132,518       | 177                                   | 220        | 1,073,975     |
| Chautauqua     | 909   | 1,645      | 4,898,837       | 184                         | 637        | 1,348,499     | 724                                   | 1,009      | 3,550,338     |
| Chemung        | 505   | 866        | 2,987,985       | 90                          | 328        | 624,188       | 415                                   | 537        | 2,363,797     |
| Chenango       | 121   | 165        | 705,316         | 5                           | 12         | 37,348        | 116                                   | 153        | 667,968       |
| Clinton        | 447   | 633        | 2,695,240       | 38                          | 136        | 293,000       | 410                                   | 497        | 2,402,240     |
| Columbia       | 183   | 250        | 1,508,052       | 13                          | 53         | 83,545        | 170                                   | 197        | 1,424,507     |
| Cortland       | 221   | 352        | 1,341,200       | 19                          | 73         | 159,996       | 201                                   | 279        | 1,181,204     |
| Delaware       | 81  | 95         | 470,503         | 2                           | 5          | 14,222        | 80                                    | 91         | 456,281       |
| Dutchess       | 629   | 884        | 5,620,141       | 59                          | 213        | 555,244       | 569                                   | 671        | 5,064,897     |
| Erie           | 6,194   | 11,312     | 33,198,975      | 1,371                       | 4,993      | 9,522,107     | 4,823                                 | 6,319      | 23,676,868    |
| Essex          | 74  | 96         | 514,580         | 2                           | 5          | 9,005         | 72                                    | 91         | 505,575       |
| Franklin       | 170   | 298        | 949,256         | 18                          | 56         | 98,980        | 152                                   | 242        | 850,276       |
| Fulton         | 154   | 190        | 907,048         | 2                           | 5          | 16,644        | 152                                   | 185        | 890,404       |
| Genesee        | 170   | 218        | 1,079,834       | 12                          | 45         | 85,900        | 158                                   | 173        | 993,934       |
| Greene         | 218   | 326        | 1,373,854       | 22                          | 75         | 153,878       | 196                                   | 250        | 1,219,976     |
| Hamilton       | 6   | 8          | 22,348          | 0                           | 0          | 0             | 6                                     | 8          | 22,348        |
| Herkimer       | 180   | 236        | 1,029,350       | 14                          | 44         | 95,998        | 166                                   | 192        | 933,352       |
| Jefferson      | 305   | 381        | 2,737,928       | 11                          | 32         | 183,867       | 294                                   | 349        | 2,554,061     |
| Lewis          | 45  | 62         | 247,704         | 1                           | 2          | 5,499         | 44                                    | 60         | 242,205       |
| Livingston     | 232   | 302        | 1,433,306       | 19                          | 56         | 125,284       | 213                                   | 246        | 1,308,022     |
| Madison        | 94  | 116        | 485,125         | 3                           | 11         | 20,696        | 91                                    | 105        | 464,429       |
| Monroe         | 8,000   | 13,984     | 48,109,767      | 1,902                       | 6,892      | 14,942,207    | 6,097                                 | 7,092      | 33,167,560    |
| Montgomery     | 182   | 270        | 1,220,964       | 15                          | 56         | 114,384       | 167                                   | 214        | 1,106,580     |
| Nassau         | 2,794   | 4,274      | 23,006,366      | 491                         | 1,617      | 5,995,131     | 2,303                                 | 2,657      | 17,011,235    |
| Niagara        | 1,216   | 1,848      | 6,153,109       | 179                         | 631        | 1,129,886     | 1,037                                 | 1,217      | 5,023,223     |
| Oneida         | 1,270   | 2,686      | 8,025,150       | 217                         | 836        | 1,572,357     | 1,054                                 | 1,849      | 6,452,793     |
| Onondaga       | 2,283   | 4,132      | 12,819,900      | 406                         | 1,579      | 2,900,595     | 1,877                                 | 2,553      | 9,919,305     |
| Ontario        | 323   | 441        | 2,150,292       | 28                          | 101        | 185,538       | 295                                   | 340        | 1,964,754     |
| Orange         | 1,042   | 1,987      | 10,474,272      | 187                         | 750        | 2,264,116     | 855                                   | 1,237      | 8,210,156     |
| Orleans        | 237   | 375        | 1,257,403       | 28                          | 100        | 211,400       | 209                                   | 275        | 1,046,003     |
| Oswego         | 323   | 528        | 2,059,896       | 29                          | 126        | 236,707       | 294                                   | 402        | 1,823,189     |
| Otsego         | 92  | 106        | 852,361         | 2                           | 5          | 9,966         | 90                                    | 101        | 842,395       |
| Putnam         | 41  | 46         | 359,958         | 0                           | 1          | 815           | 41                                    | 45         | 359,143       |
| Rensselaer     | 488   | 1,080      | 3,913,758       | 118                         | 438        | 1,086,402     | 369                                   | 642        | 2,827,356     |
| Rockland       | 668   | 1,210      | 4,704,535       | 49                          | 183        | 348,225       | 619                                   | 1,027      | 4,356,310     |
| St.Lawrence    | 473   | 829        | 2,499,937       | 52                          | 181        | 365,935       | 421                                   | 648        | 2,134,002     |
| Saratoga       | 178   | 190        | 1,547,984       | 1                           | 3          | 8,585         | 176                                   | 187        | 1,539,399     |
| Schenectady    | 564   | 956        | 4,366,748       | 112                         | 422        | 907,309       | 452                                   | 534        | 3,459,439     |
| Schoharie      | 53  | 61         | 409,221         | 0                           | 0          | 0             | 53                                    | 61         | 409,221       |
| Schuyler       | 78  | 134        | 423,383         | 5                           | 17         | 39,470        | 73                                    | 116        | 383,913       |
| Seneca         | 54  | 73         | 361,899         | 6                           | 18         | 32,856        | 49                                    | 56         | 329,043       |
| Steuben        | 440   | 702        | 2,576,963       | 65                          | 213        | 472,567       | 375                                   | 489        | 2,104,396     |
| Suffolk        | 4,714   | 6,666      | 37,420,533      | 526                         | 1,870      | 9,340,268     | 4,188                                 | 4,796      | 28,080,265    |
| Sullivan       | 392   | 575        | 3,465,360       | 31                          | 121        | 267,638       | 361                                   | 454        | 3,197,722     |
| Tioga          | 144   | 204        | 911,965         | 14                          | 47         | 105,015       | 130                                   | 157        | 806,950       |
| Tompkins       | 423   | 637        | 2,613,927       | 48                          | 158        | 340,445       | 375                                   | 479        | 2,273,482     |
| Ulster         | 620   | 893        | 4,934,570       | 58                          | 205        | 589,948       | 563                                   | 688        | 4,344,622     |
| Warren         | 132   | 150        | 1,150,893       | 2                           | 6          | 15,691        | 130                                   | 144        | 1,135,202     |
| Washington     | 202   | 229        | 2,034,662       | 3                           | 10         | 26,217        | 199                                   | 219        | 2,008,445     |
| Wayne          | 284   | 353        | 1,509,518       | 17                          | 58         | 147,059       | 267                                   | 296        | 1,362,459     |
| Westchester    | 3,721   | 6,460      | 47,720,119      | 929                         | 3,090      | 13,580,742    | 2,792                                 | 3,370      | 34,139,377    |
| Wyoming        | 92  | 125        | 500,973         | 6                           | 16         | 36,385        | 85                                    | 109        | 464,588       |
| Yates          | 46  | 63         | 261,326         | 2                           | 9          | 16,888        | 44                                    | 54         | 244,438       |

\* Expenditures partially estimated.

\*\* The Non-Maintenance of Effort category includes otherwise TANF eligible or otherwise SNA-MOE eligible non-disabled two-parent cases.

**Table A-10  
FOOD STAMPS  
Monthly Average Households and Persons, and Annual Expenditures  
2008 SUMMARY**

| Local District | Total      |            |                      | Temporary Assistance |            |                      | Non-Temporary Assistance |            |                      |
|----------------|------------|------------|----------------------|----------------------|------------|----------------------|--------------------------|------------|----------------------|
|                | Households | Recipients | Food Stamps Benefits | Households           | Recipients | Food Stamps Benefits | Households               | Recipients | Food Stamps Benefits |
| New York State | 1,076,649  | 2,029,589  | \$2,801,699,099      | 567,363              | 866,448    | \$1,251,561,912      | 509,285                  | 1,163,141  | \$1,550,137,187      |
| New York City  | 687,844    | 1,259,756  | 1,831,296,416        | 404,416              | 634,803    | 930,021,309          | 283,427                  | 624,952    | 901,275,107          |
| Rest of State  | 388,805    | 769,834    | 970,402,683          | 162,947              | 231,645    | 321,540,603          | 225,858                  | 538,189    | 648,862,080          |
| Albany         | 11,496     | 22,137     | 28,192,387           | 5,148                | 7,479      | 10,539,407           | 6,348                    | 14,657     | 17,652,980           |
| Allegany       | 2,389      | 4,794      | 5,451,362            | 1,020                | 1,398      | 1,908,245            | 1,368                    | 3,396      | 3,543,117            |
| Broome         | 10,704     | 20,839     | 26,771,684           | 4,629                | 6,551      | 9,873,484            | 6,076                    | 14,289     | 16,898,200           |
| Cattaraugus    | 3,845      | 7,715      | 8,598,285            | 1,361                | 1,652      | 2,105,719            | 2,485                    | 6,062      | 6,492,566            |
| Cayuga         | 3,343      | 7,123      | 8,597,698            | 1,040                | 1,367      | 1,850,758            | 2,303                    | 5,756      | 6,746,940            |
| Chautauqua     | 8,267      | 17,127     | 21,267,601           | 3,118                | 4,704      | 6,667,366            | 5,149                    | 12,422     | 14,600,235           |
| Chemung        | 5,093      | 10,475     | 13,090,416           | 2,102                | 3,003      | 4,122,494            | 2,990                    | 7,472      | 8,967,922            |
| Chenango       | 2,606      | 5,540      | 6,706,126            | 720                  | 911        | 1,187,257            | 1,886                    | 4,629      | 5,518,869            |
| Clinton        | 4,616      | 8,460      | 10,208,853           | 1,991                | 2,616      | 3,565,488            | 2,626                    | 5,844      | 6,643,365            |
| Columbia       | 1,839      | 3,224      | 4,007,439            | 801                  | 1,036      | 1,429,417            | 1,038                    | 2,189      | 2,578,022            |
| Cortland       | 2,371      | 4,729      | 5,644,341            | 887                  | 1,199      | 1,663,973            | 1,484                    | 3,530      | 3,980,368            |
| Delaware       | 1,843      | 3,442      | 3,934,594            | 703                  | 790        | 994,801              | 1,140                    | 2,651      | 2,939,793            |
| Dutchess       | 6,771      | 12,552     | 16,328,894           | 2,593                | 3,339      | 4,752,769            | 4,179                    | 9,212      | 11,576,125           |
| Erie           | 53,018     | 104,780    | 132,389,736          | 21,049               | 31,081     | 42,957,124           | 31,970                   | 73,699     | 89,432,612           |
| Essex          | 1,253      | 2,162      | 2,375,481            | 544                  | 619        | 678,401              | 710                      | 1,543      | 1,697,080            |
| Franklin       | 2,551      | 4,945      | 5,817,225            | 984                  | 1,257      | 1,533,866            | 1,567                    | 3,687      | 4,283,359            |
| Fulton         | 3,248      | 6,547      | 8,262,664            | 1,038                | 1,173      | 1,567,601            | 2,210                    | 5,374      | 6,695,063            |
| Genesee        | 2,129      | 4,241      | 5,022,402            | 730                  | 913        | 1,260,770            | 1,399                    | 3,327      | 3,761,632            |
| Greene         | 1,986      | 3,655      | 4,552,756            | 894                  | 1,231      | 1,782,871            | 1,092                    | 2,424      | 2,769,885            |
| Hamilton       | 167        | 246        | 244,137              | 29                   | 41         | 43,495               | 138                      | 205        | 200,642              |
| Herkimer       | 3,418      | 6,878      | 8,182,012            | 1,024                | 1,241      | 1,716,874            | 2,394                    | 5,637      | 6,465,138            |
| Jefferson      | 5,081      | 10,202     | 11,587,711           | 1,715                | 1,962      | 2,321,105            | 3,367                    | 8,240      | 9,266,606            |
| Lewis          | 1,211      | 2,417      | 2,585,973            | 347                  | 413        | 457,328              | 864                      | 2,005      | 2,128,645            |
| Livingston     | 2,441      | 4,620      | 5,626,999            | 766                  | 1,006      | 1,436,238            | 1,675                    | 3,614      | 4,190,761            |
| Madison        | 2,669      | 5,626      | 6,686,715            | 768                  | 931        | 1,210,504            | 1,901                    | 4,696      | 5,476,211            |
| Monroe         | 40,317     | 80,704     | 103,363,321          | 19,994               | 32,180     | 45,970,448           | 20,323                   | 48,524     | 57,392,873           |
| Montgomery     | 3,127      | 6,800      | 8,397,287            | 1,031                | 1,405      | 1,864,005            | 2,097                    | 5,394      | 6,533,282            |
| Nassau         | 18,622     | 30,106     | 42,407,342           | 10,917               | 15,194     | 22,787,098           | 7,705                    | 14,912     | 19,620,244           |
| Niagara        | 10,437     | 20,037     | 25,302,208           | 4,213                | 5,858      | 8,256,815            | 6,224                    | 14,180     | 17,045,393           |
| Oneida         | 13,083     | 27,050     | 33,470,952           | 5,091                | 7,736      | 10,556,681           | 7,991                    | 19,314     | 22,914,271           |
| Onondaga       | 21,052     | 44,547     | 56,008,229           | 8,312                | 12,129     | 16,820,367           | 12,740                   | 32,417     | 39,187,862           |
| Ontario        | 3,441      | 6,446      | 7,722,107            | 1,266                | 1,701      | 2,366,662            | 2,175                    | 4,745      | 5,355,445            |
| Orange         | 10,495     | 25,349     | 33,389,646           | 4,005                | 6,139      | 8,784,723            | 6,490                    | 19,210     | 24,604,923           |
| Orleans        | 2,003      | 4,183      | 5,004,380            | 695                  | 988        | 1,420,964            | 1,308                    | 3,196      | 3,583,416            |
| Oswego         | 5,341      | 12,449     | 15,158,860           | 1,678                | 2,341      | 3,176,419            | 3,663                    | 10,108     | 11,982,441           |
| Otsego         | 1,925      | 3,764      | 4,417,651            | 645                  | 702        | 906,539              | 1,280                    | 3,062      | 3,511,112            |
| Putnam         | 771        | 1,047      | 1,168,901            | 381                  | 412        | 473,774              | 390                      | 635        | 695,127              |
| Rensselaer     | 6,354      | 13,077     | 16,679,477           | 2,396                | 3,800      | 5,311,069            | 3,958                    | 9,277      | 11,368,408           |
| Rockland       | 8,015      | 23,767     | 30,517,347           | 2,580                | 3,625      | 4,586,267            | 5,435                    | 20,142     | 25,931,080           |
| St.Lawrence    | 5,384      | 11,215     | 13,116,876           | 2,112                | 2,905      | 3,880,444            | 3,272                    | 8,310      | 9,236,432            |
| Saratoga       | 4,905      | 9,020      | 10,648,827           | 1,439                | 1,537      | 1,987,762            | 3,466                    | 7,483      | 8,661,065            |
| Schenectady    | 6,692      | 13,733     | 17,247,125           | 2,783                | 3,830      | 5,237,757            | 3,909                    | 9,903      | 12,009,368           |
| Schoharie      | 1,176      | 2,228      | 2,602,131            | 380                  | 433        | 546,994              | 796                      | 1,796      | 2,055,137            |
| Schuyler       | 783        | 1,614      | 1,890,648            | 294                  | 416        | 550,818              | 489                      | 1,198      | 1,339,830            |
| Seneca         | 1,054      | 1,940      | 2,246,777            | 359                  | 439        | 549,130              | 695                      | 1,500      | 1,697,647            |
| Steuben        | 3,845      | 8,018      | 9,100,623            | 1,594                | 2,202      | 2,792,272            | 2,251                    | 5,816      | 6,308,351            |
| Suffolk        | 26,351     | 45,183     | 60,504,984           | 13,482               | 18,217     | 25,258,190           | 12,870                   | 26,966     | 35,246,794           |
| Sullivan       | 3,671      | 7,154      | 8,610,006            | 1,650                | 2,155      | 2,829,995            | 2,021                    | 4,999      | 5,780,011            |
| Tioga          | 1,920      | 4,178      | 5,059,641            | 656                  | 875        | 1,221,889            | 1,264                    | 3,304      | 3,837,752            |
| Tompkins       | 3,203      | 6,081      | 7,590,011            | 1,357                | 1,859      | 2,537,845            | 1,846                    | 4,222      | 5,052,166            |
| Ulster         | 5,908      | 10,792     | 13,630,525           | 2,662                | 3,537      | 4,859,499            | 3,246                    | 7,255      | 8,771,026            |
| Warren         | 2,406      | 4,504      | 5,305,072            | 926                  | 1,033      | 1,337,506            | 1,480                    | 3,471      | 3,967,566            |
| Washington     | 2,512      | 4,895      | 5,829,094            | 832                  | 984        | 1,363,178            | 1,680                    | 3,912      | 4,465,916            |
| Wayne          | 3,598      | 6,755      | 8,058,516            | 1,358                | 1,648      | 2,285,485            | 2,240                    | 5,107      | 5,773,031            |
| Westchester    | 23,881     | 44,402     | 58,950,146           | 11,203               | 16,640     | 22,318,275           | 12,679                   | 27,762     | 36,631,871           |
| Wyoming        | 1,148      | 2,278      | 2,555,391            | 380                  | 473        | 631,247              | 769                      | 1,806      | 1,924,144            |
| Yates          | 1,032      | 2,046      | 2,315,091            | 280                  | 340        | 443,131              | 753                      | 1,707      | 1,871,960            |

Note : Food Stamps households containing only SSI recipients are counted as "Temporary Assistance" in accordance with Federal reporting requirements.

**Table A-11**  
**SUPPLEMENTAL SECURITY INCOME**  
**Monthly Average Recipients, Total Annual Program Expenditures and Federal and State Shares**  
**by Local District**  
**2008 SUMMARY**

| Local District | Expenditures |                 |                 |               |
|----------------|--------------|-----------------|-----------------|---------------|
|                | Recipients   | Total           | Federal         | State         |
| New York State | 656,358      | \$4,223,936,738 | \$3,595,350,641 | \$628,586,097 |
| New York City  | 409,795      | 2,683,713,075   | 2,321,750,380   | 361,962,695   |
| Rest of State  | 238,524      | 1,501,450,449   | 1,247,141,208   | 254,309,241   |
| Albany         | 6,841        | 42,796,168      | 35,596,931      | 7,199,237     |
| Allegany       | 1,518        | 9,579,139       | 7,967,651       | 1,611,488     |
| Broome         | 6,105        | 39,997,090      | 34,144,941      | 5,852,149     |
| Cattaraugus    | 2,439        | 15,285,355      | 12,747,787      | 2,537,568     |
| Cayuga         | 1,842        | 11,526,180      | 9,321,229       | 2,204,951     |
| Chautauqua     | 4,363        | 28,502,362      | 23,791,492      | 4,710,870     |
| Chemung        | 3,212        | 19,948,060      | 16,870,437      | 3,077,623     |
| Chenango       | 1,547        | 9,225,898       | 8,020,196       | 1,205,702     |
| Clinton        | 2,764        | 17,119,212      | 14,370,001      | 2,749,211     |
| Columbia       | 1,505        | 9,325,367       | 7,299,982       | 2,025,385     |
| Cortland       | 1,204        | 7,280,230       | 6,066,707       | 1,213,523     |
| Delaware       | 1,210        | 6,626,092       | 5,484,824       | 1,141,268     |
| Dutchess       | 4,689        | 29,851,577      | 22,865,805      | 6,985,772     |
| Erie           | 26,967       | 179,831,510     | 151,983,140     | 27,848,370    |
| Essex          | 982          | 5,997,374       | 4,605,551       | 1,391,823     |
| Franklin       | 1,659        | 9,958,172       | 8,231,114       | 1,727,058     |
| Fulton         | 1,879        | 11,481,135      | 9,277,939       | 2,203,196     |
| Genesee        | 1,067        | 6,472,103       | 5,222,062       | 1,250,041     |
| Greene         | 1,250        | 7,526,550       | 6,336,838       | 1,189,712     |
| Hamilton       | 70           | 367,562         | 310,586         | 56,976        |
| Herkimer       | 1,678        | 9,671,990       | 8,051,235       | 1,620,755     |
| Jefferson      | 2,875        | 17,294,138      | 14,604,630      | 2,689,508     |
| Lewis          | 645          | 3,833,246       | 3,256,601       | 576,645       |
| Livingston     | 1,054        | 6,484,776       | 5,533,156       | 951,620       |
| Madison        | 1,329        | 7,637,058       | 6,289,798       | 1,347,260     |
| Monroe         | 21,164       | 143,797,108     | 122,749,777     | 21,047,331    |
| Montgomery     | 1,626        | 10,143,966      | 8,352,440       | 1,791,526     |
| Nassau         | 17,483       | 103,368,863     | 84,530,122      | 18,838,741    |
| Niagara        | 5,357        | 35,304,385      | 29,546,591      | 5,757,794     |
| Oneida         | 7,695        | 48,916,795      | 41,594,444      | 7,322,351     |
| Onondaga       | 13,172       | 85,945,060      | 73,804,234      | 12,140,826    |
| Ontario        | 1,734        | 10,436,821      | 8,757,764       | 1,679,057     |
| Orange         | 6,284        | 37,806,895      | 31,258,601      | 6,548,294     |
| Orleans        | 935          | 5,690,684       | 4,823,169       | 867,515       |
| Oswego         | 3,206        | 20,463,594      | 17,751,837      | 2,711,757     |
| Otsego         | 1,338        | 7,998,375       | 6,378,504       | 1,619,871     |
| Putnam         | 829          | 4,772,073       | 3,567,558       | 1,204,515     |
| Rensselaer     | 3,593        | 22,874,945      | 18,773,794      | 4,101,151     |
| Rockland       | 4,606        | 28,248,883      | 20,956,970      | 7,291,913     |
| St.Lawrence    | 3,803        | 23,355,325      | 19,894,831      | 3,460,494     |
| Saratoga       | 2,694        | 15,892,535      | 13,093,909      | 2,798,626     |
| Schenectady    | 4,607        | 29,444,830      | 24,850,025      | 4,594,805     |
| Schoharie      | 719          | 4,343,421       | 3,371,223       | 972,198       |
| Schuyler       | 447          | 2,673,664       | 2,172,259       | 501,405       |
| Seneca         | 674          | 4,123,923       | 3,460,070       | 663,853       |
| Steuben        | 3,115        | 20,002,039      | 17,150,148      | 2,851,891     |
| Suffolk        | 20,814       | 128,238,143     | 102,696,134     | 25,542,009    |
| Sullivan       | 2,525        | 15,576,758      | 12,008,401      | 3,568,357     |
| Tioga          | 1,127        | 6,880,450       | 5,932,549       | 947,901       |
| Tompkins       | 1,667        | 10,183,586      | 8,376,211       | 1,807,375     |
| Ulster         | 4,042        | 25,503,892      | 20,929,868      | 4,574,024     |
| Warren         | 1,554        | 9,101,791       | 7,536,172       | 1,565,619     |
| Washington     | 1,512        | 8,884,898       | 7,368,704       | 1,516,194     |
| Wayne          | 2,001        | 12,527,318      | 10,642,271      | 1,885,047     |
| Westchester    | 16,350       | 98,516,889      | 80,909,276      | 17,607,613    |
| Wyoming        | 652          | 3,887,115       | 3,251,602       | 635,513       |
| Yates          | 504          | 2,927,081       | 2,401,117       | 525,964       |
| Mental Hygiene | 8,040        | 38,773,214      | 26,459,053      | 12,314,161    |

Note: Only New York State includes Mental Hygiene.

**Table A-12  
CHILD SUPPORT COLLECTIONS (IV-D)  
2008 SUMMARY**

| District       | Total           | Current Assistance | Former Assistance | Never Assistance |
|----------------|-----------------|--------------------|-------------------|------------------|
| New York State | \$1,727,757,457 | \$73,725,527       | \$527,386,792     | \$1,126,645,138  |
| New York City  | 670,590,731     | 37,627,126         | 215,941,147       | 417,022,458      |
| Rest of State  | 1,057,166,725   | 36,098,401         | 311,445,645       | 709,622,680      |
| Albany         | 30,613,194      | 1,116,272          | 7,742,361         | 21,754,561       |
| Allegany       | 6,908,248       | 416,468            | 3,693,108         | 2,798,672        |
| Broome         | 18,583,112      | 955,504            | 6,918,141         | 10,709,467       |
| Cattaraugus    | 11,219,447      | 420,802            | 4,746,660         | 6,051,985        |
| Cayuga         | 10,215,385      | 320,740            | 3,429,851         | 6,464,794        |
| Chautauqua     | 16,023,753      | 781,274            | 8,192,348         | 7,050,131        |
| Chemung        | 10,161,756      | 530,215            | 3,883,158         | 5,748,383        |
| Chenango       | 5,549,315       | 144,966            | 1,764,571         | 3,639,778        |
| Clinton        | 9,479,595       | 443,809            | 3,240,946         | 5,794,840        |
| Columbia       | 5,932,000       | 185,524            | 1,730,905         | 4,015,571        |
| Cortland       | 5,468,273       | 235,987            | 1,934,552         | 3,297,734        |
| Delaware       | 4,825,669       | 166,329            | 1,568,667         | 3,090,672        |
| Dutchess       | 31,420,300      | 794,270            | 6,342,618         | 24,283,411       |
| Erie           | 74,929,652      | 3,207,286          | 34,976,292        | 36,746,074       |
| Essex          | 3,864,951       | 102,451            | 1,632,515         | 2,129,985        |
| Franklin       | 6,422,671       | 168,644            | 2,296,431         | 3,957,597        |
| Fulton         | 6,892,526       | 149,388            | 2,528,386         | 4,214,752        |
| Genesee        | 6,329,037       | 146,340            | 1,943,155         | 4,239,543        |
| Greene         | 5,281,703       | 232,535            | 1,777,698         | 3,271,469        |
| Hamilton       | 435,408         | 5,442              | 131,536           | 298,430          |
| Herkimer       | 7,271,373       | 252,937            | 2,808,612         | 4,209,824        |
| Jefferson      | 14,355,767      | 462,114            | 5,126,466         | 8,767,186        |
| Lewis          | 3,811,501       | 57,742             | 1,314,276         | 2,439,483        |
| Livingston     | 7,850,165       | 249,877            | 3,249,362         | 4,350,926        |
| Madison        | 6,513,740       | 147,002            | 1,844,080         | 4,522,658        |
| Monroe         | 70,092,578      | 3,588,231          | 26,934,848        | 39,569,499       |
| Montgomery     | 6,212,967       | 213,813            | 2,141,491         | 3,857,663        |
| Nassau         | 99,341,416      | 2,202,805          | 14,267,746        | 82,870,864       |
| Niagara        | 19,464,005      | 910,055            | 9,505,672         | 9,048,277        |
| Oneida         | 17,176,630      | 929,795            | 6,915,820         | 9,331,015        |
| Onondaga       | 48,138,664      | 1,668,255          | 18,990,373        | 27,480,036       |
| Ontario        | 11,882,375      | 371,940            | 3,334,739         | 8,175,697        |
| Orange         | 36,259,875      | 1,365,796          | 7,477,944         | 27,416,136       |
| Orleans        | 4,765,115       | 177,092            | 1,899,390         | 2,688,633        |
| Oswego         | 15,149,637      | 539,705            | 6,341,454         | 8,268,478        |
| Otsego         | 5,500,335       | 122,210            | 1,296,356         | 4,081,769        |
| Putnam         | 7,630,025       | 61,020             | 720,707           | 6,848,299        |
| Rensselaer     | 19,596,621      | 793,557            | 5,727,373         | 13,075,691       |
| Rockland       | 27,843,381      | 626,085            | 5,319,907         | 21,897,388       |
| St.Lawrence    | 13,133,560      | 506,504            | 5,131,659         | 7,495,397        |
| Saratoga       | 20,249,392      | 204,519            | 3,112,761         | 16,932,111       |
| Schenectady    | 17,100,950      | 473,422            | 3,870,161         | 12,757,367       |
| Schoharie      | 4,051,481       | 148,853            | 1,370,820         | 2,531,808        |
| Schuyler       | 2,137,565       | 64,086             | 697,100           | 1,376,380        |
| Seneca         | 4,575,721       | 97,017             | 1,213,504         | 3,265,201        |
| Steuben        | 11,394,373      | 414,617            | 4,985,816         | 5,993,940        |
| Suffolk        | 141,139,868     | 4,140,813          | 27,858,973        | 109,140,082      |
| Sullivan       | 8,272,942       | 396,803            | 3,241,133         | 4,635,007        |
| Tioga          | 5,569,051       | 251,820            | 1,873,019         | 3,444,212        |
| Tompkins       | 7,954,846       | 333,469            | 2,815,839         | 4,805,538        |
| Ulster         | 18,199,577      | 641,097            | 4,671,329         | 12,887,150       |
| Warren         | 9,418,228       | 228,580            | 2,434,514         | 6,755,134        |
| Washington     | 8,132,744       | 293,663            | 2,196,555         | 5,642,527        |
| Wayne          | 12,218,104      | 256,702            | 3,385,675         | 8,575,727        |
| Westchester    | 67,347,566      | 2,199,986          | 14,675,801        | 50,471,780       |
| Wyoming        | 4,481,115       | 122,270            | 1,388,571         | 2,970,273        |
| Yates          | 2,377,478       | 59,902             | 831,900           | 1,485,675        |

Note: Effective February 1999, collection amounts include collections made on behalf of other states.