



**Office of Temporary  
and Disability Assistance**



# **Temporary and Disability Assistance Statistics**

**December 2017**



# Temporary and Disability Assistance Statistics

December 2017


## Temporary Assistance

|   | This Month           | Change From Last Month  | Change From Last Year   |
|---|----------------------|-------------------------|-------------------------|
|  | <b>541,150</b>       | <b>1,383 (0.3%)</b>     | <b>-19,411 (-3.5%)</b>  |
|  | <b>\$188,884,319</b> | <b>\$3.8 mil (2.0%)</b> | <b>\$6.4 mil (3.5%)</b> |

## Supplemental Nutrition Assistance Program

|   | This Month           | Change From Last Month    | Change From Last Year      |
|---|----------------------|---------------------------|----------------------------|
|    | <b>2,833,768</b>     | <b>-811 (0.0%)</b>        | <b>-115,400 (-3.9%)</b>    |
|  | <b>\$388,109,089</b> | <b>-\$541,423 (-0.1%)</b> | <b>-\$18.0 mil (-4.4%)</b> |

## Supplemental Security Income

|   | This Month           | Change From Last Month    | Change From Last Year     |
|---|----------------------|---------------------------|---------------------------|
|  | <b>692,167</b>       | <b>-2,164 (-0.3%)</b>     | <b>-8,511 (-1.2%)</b>     |
|  | <b>\$408,031,757</b> | <b>-\$4.7 mil (-1.1%)</b> | <b>-\$2.3 mil (-0.6%)</b> |

The Calendar Year 2017 Annual Summary begins on page 33 of this issue.

Date Issued: January 30, 2018

# Table of Contents

## Ten Year Trend Graphs

|  |   |
|--|---|
| Temporary Assistance Recipients                      | 5 |
| Supplemental Nutrition Assistance Program Recipients | 5 |
| Supplemental Security Income Recipients              | 5 |

## Temporary Assistance, SSI and SNAP Summary

|                 |  |   |
|-----------------|--|---|
| <b>Table 1:</b> | Temporary Assistance, Family Assistance-FP, Safety Net Assistance, Supplemental Security Income and Supplemental Nutrition Assistance Program Cases by Region        | 6 |
| <b>Table 2:</b> | Temporary Assistance, Family Assistance-FP, Safety Net Assistance, Supplemental Security Income and Supplemental Nutrition Assistance Program Recipients by Region   | 6 |
| <b>Table 3:</b> | Temporary Assistance, Family Assistance-FP, Safety Net Assistance, Supplemental Security Income and Supplemental Nutrition Assistance Program Expenditures by Region | 6 |

## Temporary Assistance by Program Area

|                 |   |    |
|-----------------|---|----|
| <b>Table 4:</b> | Temporary Assistance Year to Year Monthly Comparison Cases, Recipients and Expenditures | 7  |
| <b>Table 5:</b> | Temporary Assistance Cases, Recipients, Children, Adults and Expenditures               | 8  |
| <b>Table 6:</b> | Family Assistance-FP Cases, Recipients, Children, Adults and Expenditures               | 9  |
| <b>Table 7:</b> | Safety Net Assistance Cases, Recipients, Children, Adults and Expenditures              | 10 |

## Temporary Assistance by Funding Source and Program Area

|                  |  |    |
|------------------|--|----|
| <b>Table 8:</b>  | Temporary Assistance by Funding Source (Federally Participating and Federally Non-Participating) Cases, Recipients and Expenditures                            | 11 |
| <b>Table 9:</b>  | Temporary Assistance for Needy Families-FP by Program (Family Assistance-FP and Safety Net Assistance-FP) Cases, Recipients, Children, Adults and Expenditures | 12 |
| <b>Table 10:</b> | Safety Net Assistance-FNP and Family Assistance-FNP Cases, Recipients, Children, Adults and Expenditures   | 13 |
| <b>Table 11:</b> | Safety Net Assistance-FNP by Maintenance of Effort Status Cases, Recipients, Children, Adults and Expenditures   | 14 |
| <b>Table 12:</b> | Safety Net Assistance-FNP-Cash Total Cases, Recipients, Children, Adults and Expenditures  | 15 |
| <b>Table 13:</b> | Safety Net Assistance-FNP-Cash by Maintenance of Effort Status Cases, Recipients, Children, Adults and Expenditures  | 16 |
| <b>Table 14:</b> | Safety Net Assistance-FNP-Non-Cash Total Cases, Recipients, Children, Adults and Expenditures  | 17 |
| <b>Table 15:</b> | Safety Net Assistance-FNP-Non-Cash by Maintenance of Effort Status Cases, Recipients, Children, Adults and Expenditures  | 18 |

## Supplemental Nutrition Assistance Program

|                  |   |    |
|------------------|---|----|
| <b>Table 16:</b> | Supplemental Nutrition Assistance Program Households, Persons and Value of Supplemental Nutrition Assistance Program Benefits | 19 |
|------------------|---|----|

## Supplemental Security Income

|                  |  |    |
|------------------|--|----|
| <b>Table 17:</b> | Supplemental Security Income Recipients, Total Program Expenditures and Federal and State Shares | 20 |
| <b>Table 18:</b> | Supplemental Security Income Recipients by Living Arrangement and Location                       | 21 |
| <b>Table 19:</b> | Supplemental Security Income Recipients by Living Arrangement and Category of Assistance         | 21 |

# Table of Contents

## Child Support

|                  |                                  |    |
|------------------|----------------------------------|----|
| <b>Table 20:</b> | Child Support Collections (IV-D) | 22 |
|------------------|----------------------------------|----|

## Aggregate Claims

|                  |  |    |
|------------------|--|----|
| <b>Table 21:</b> | Aggregate Claims - Total Temporary Assistance  | 23 |
| <b>Table 22:</b> | Aggregate Claims - Federally Participating - TANF  | 24 |
| <b>Table 23:</b> | Aggregate Claims - Federally Non-Participating Safety Net Assistance-FNP Maintenance of Effort                               | 25 |
| <b>Table 24:</b> | Aggregate Claims - Federally Non-Participating Safety Net Assistance-FNP and Family Assistance-FNP Non-Maintenance of Effort | 26 |

## Home Energy Assistance Program

|                  |   |    |
|------------------|---|----|
| <b>Table 25:</b> | Home Energy Assistance Program Number and Dollar Amount of Benefits Authorized and Administrative Allocations               | 27 |
| <b>Table 26:</b> | Home Energy Assistance Program - Non-Emergency Number, Total Dollar Amount and Average Dollar Amount of Benefits Authorized | 28 |
| <b>Table 27:</b> | Home Energy Assistance Program - Emergency Number, Total Dollar Amount and Average Dollar Amount of Benefits Authorized     | 29 |

## Welfare to Work Statistical Tables

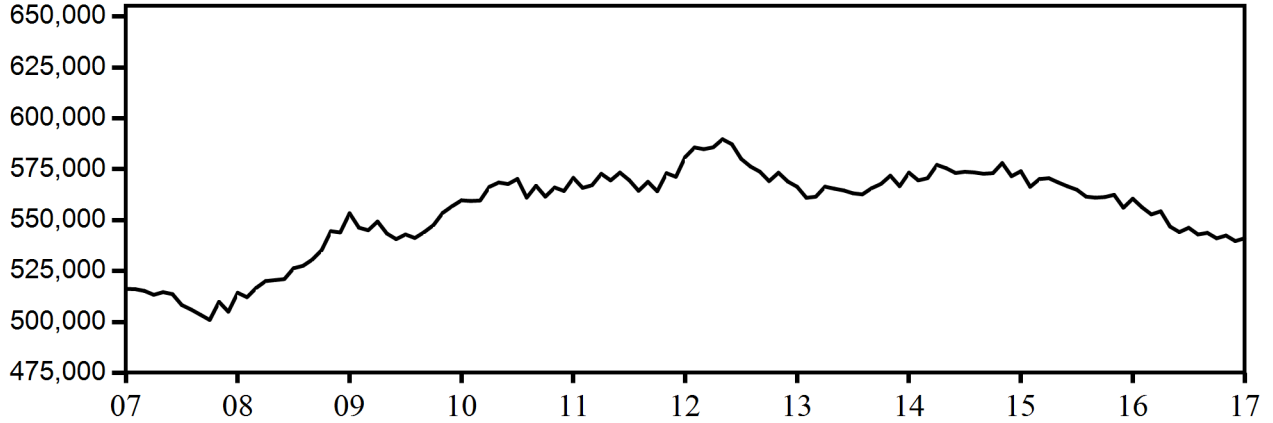
|                  |   |    |
|------------------|---|----|
| <b>Table 28:</b> | Federal All Families Work Participation Rates TANF, Safety Net Assistance MOE and Combined TANF and Safety Net Assistance MOE   | 30 |
| <b>Table 29:</b> | Work Sanction Status by Presence in Federal All Families Work Participation Calculation TANF, Safety Net Assistance MOE and Combined TANF and Safety Net Assistance MOE | 31 |
| <b>Table 30:</b> | Temporary Assistance Cases with Earned Income Cases, Average Gross Earned Income and Average Net Earned Income after Application of Disregards                          | 32 |

## 2017 Summary Tables

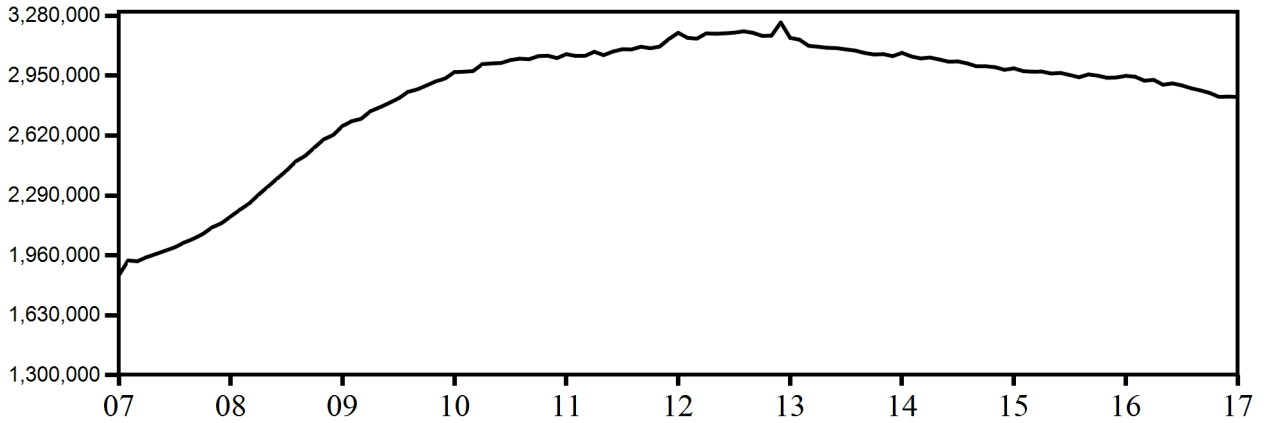
|                    |  |    |
|--------------------|--|----|
| <b>Table A-1:</b>  | Comparison of Monthly Average Cases and Recipients, and Annual Expenditures  | 34 |
| <b>Table A-2:</b>  | Temporary Assistance Year to Year Comparison by Local District   | 35 |
| <b>Table A-3:</b>  | Supplemental Nutrition Assistance Program Year to Year Comparison by Local District  | 36 |
| <b>Table A-4:</b>  | Supplemental Security Income Year to Year Comparison by Local District   | 37 |
| <b>Table A-5:</b>  | Temporary Assistance Monthly Average Cases, Recipients, Children and Adults, and Annual Expenditures                       | 38 |
| <b>Table A-6:</b>  | Family Assistance-FP Monthly Average Cases, Recipients, Children and Adults, and Annual Expenditures                       | 39 |
| <b>Table A-7:</b>  | Safety Net Assistance Monthly Average Cases, Recipients, Children and Adults, and Annual Expenditures                      | 40 |
| <b>Table A-8:</b>  | Temporary Assistance by Funding Source Monthly Average Cases, Recipients, Children and Adults, and Annual Expenditures     | 41 |
| <b>Table A-9:</b>  | Safety Net Assistance-FNP by Case Category Monthly Average Cases, Recipients, Children and Adults, and Annual Expenditures | 42 |
| <b>Table A-10:</b> | Supplemental Nutrition Assistance Program Monthly Average Households and Persons, and Annual Expenditures                  | 43 |
| <b>Table A-11:</b> | Supplemental Security Income Monthly Average Recipients, Total Annual Program Expenditures and Federal and State Shares    | 44 |
| <b>Table A-12:</b> | Child Support Collections (IV-D)   | 45 |

**NEW YORK STATE**  
**January 2008 - December 2017**  
**TEN YEAR TREND**

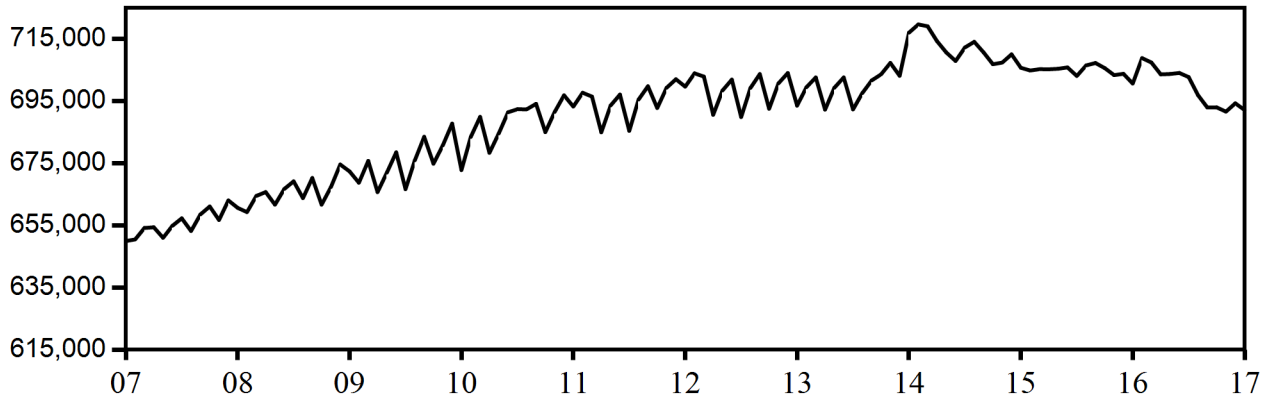
**Temporary Assistance Recipients**



**Supplemental Nutrition Assistance Program Recipients**



**Supplemental Security Income Recipients  
(Including Mental Hygiene)**



SELECTED SUMMARY PROGRAM DATA  
BY REGION

Table 1  
TEMPORARY AND DISABILITY ASSISTANCE CASES  
December 2017

| Region         | Cases                           |                      |                       |                              |   |
|----------------|---------------------------------|----------------------|-----------------------|------------------------------|---|
|                | Temporary Assistance by Program |                      |                       | Supplemental Security Income | Supplemental Nutrition Assistance Program |
|                | Total                           | Family Assistance-FP | Safety Net Assistance |                              |   |
| New York State | 284,601                         | 90,539               | 194,062               | 688,381                      | 1,578,862                                 |
| New York City  | 192,043                         | 51,966               | 140,077               | 414,430                      | 931,216                                   |
| Rest of State  | 92,558                          | 38,573               | 53,985                | 273,951                      | 647,646                                   |

Table 2  
TEMPORARY AND DISABILITY ASSISTANCE RECIPIENTS  
December 2017

| Region         | Recipients                      |                      |                       |                              |   |
|----------------|---------------------------------|----------------------|-----------------------|------------------------------|---|
|                | Temporary Assistance by Program |                      |                       | Supplemental Security Income | Supplemental Nutrition Assistance Program |
|                | Total                           | Family Assistance-FP | Safety Net Assistance |                              |   |
| New York State | 541,150                         | 210,601              | 330,549               | 688,381                      | 2,833,768                                 |
| New York City  | 361,329                         | 123,050              | 238,279               | 414,430                      | 1,635,635                                 |
| Rest of State  | 179,821                         | 87,551               | 92,270                | 273,951                      | 1,198,133                                 |

Table 3  
TEMPORARY AND DISABILITY ASSISTANCE EXPENDITURES  
December 2017

| Region         | Expenditures                    |                      |                       |                              |   |
|----------------|---------------------------------|----------------------|-----------------------|------------------------------|---|
|                | Temporary Assistance by Program |                      |                       | Supplemental Security Income | Supplemental Nutrition Assistance Program |
|                | Total                           | Family Assistance-FP | Safety Net Assistance |                              |   |
| New York State | \$188,884,319                   | \$62,100,687         | \$126,783,632         | \$406,178,407                | \$388,109,089                             |
| New York City  | 127,003,961                     | 35,265,059           | 91,738,902            | 245,801,429                  | 238,213,698                               |
| Rest of State  | 61,880,358                      | 26,835,628           | 35,044,730            | 160,376,978                  | 149,895,391                               |

Note: Supplemental Security Income data listed here do not include Mental Hygiene data. See Tables 17 - 19 for total Supplemental Security Income data.

Table 4  
**TEMPORARY ASSISTANCE**  
Year to Year Monthly Comparison by Local District  
Cases, Recipients and Expenditures  
December 2017

| Local District | December 2017 |            |               | December 2016 |            |               | December 2015 |            |               |
|----------------|---------------|------------|---------------|---------------|------------|---------------|---------------|------------|---------------|
|                | Cases         | Recipients | Expenditures  | Cases         | Recipients | Expenditures  | Cases         | Recipients | Expenditures  |
| New York State | 284,601       | 541,150    | \$188,884,319 | 293,271       | 560,561    | \$182,482,976 | 299,646       | 574,037    | \$190,630,033 |
| New York City  | 192,043       | 361,329    | 127,003,961   | 192,615       | 363,877    | 118,769,574   | 192,056       | 360,398    | 118,668,704   |
| Rest of State  | 92,558        | 179,821    | 61,880,358    | 100,656       | 196,684    | 63,713,402    | 107,590       | 213,639    | 71,961,329    |
| Albany         | 2,574         | 5,467      | 1,907,549     | 2,782         | 5,744      | 1,860,638     | 2,990         | 6,260      | 2,275,908     |
| Allegany       | 407           | 714        | 198,359       | 453           | 795        | 252,693       | 484           | 882        | 260,884       |
| Broome         | 3,440         | 6,160      | 1,835,330     | 3,684         | 6,691      | 2,000,916     | 3,799         | 7,117      | 2,117,952     |
| Cattaraugus    | 760           | 1,203      | 397,560       | 772           | 1,252      | 441,605       | 713           | 1,172      | 393,879       |
| Cayuga         | 806           | 1,391      | 488,618       | 841           | 1,585      | 530,042       | 950           | 1,789      | 593,714       |
| Chautauqua     | 2,258         | 4,585      | 1,248,049     | 2,032         | 4,166      | 665,350       | 2,676         | 5,590      | 1,461,718     |
| Chemung        | 687           | 1,170      | 414,662       | 697           | 1,160      | 391,048       | 781           | 1,340      | 416,145       |
| Chenango       | 366           | 615        | 180,708       | 396           | 672        | 200,190       | 434           | 753        | 213,829       |
| Clinton        | 746           | 1,146      | 415,472       | 861           | 1,349      | 495,254       | 884           | 1,404      | 548,493       |
| Columbia       | 464           | 802        | 322,450       | 548           | 1,003      | 377,645       | 480           | 915        | 274,335       |
| Cortland       | 627           | 1,002      | 338,188       | 638           | 1,048      | 405,213       | 669           | 1,121      | 375,564       |
| Delaware       | 196           | 295        | 101,773       | 253           | 384        | 146,160       | 254           | 420        | 125,574       |
| Dutchess       | 1,082         | 1,746      | 844,872       | 1,089         | 1,796      | 886,582       | 1,236         | 2,180      | 938,746       |
| Erie           | 13,378        | 28,918     | 6,656,462     | 14,413        | 31,053     | 7,285,172     | 14,817        | 32,046     | 7,533,818     |
| Essex          | 125           | 195        | 64,382        | 136           | 207        | 89,605        | 121           | 170        | 72,862        |
| Franklin       | 476           | 813        | 250,741       | 531           | 905        | 277,623       | 572           | 998        | 290,548       |
| Fulton         | 256           | 406        | 144,792       | 286           | 470        | 154,855       | 305           | 510        | 158,230       |
| Genesee        | 357           | 636        | 202,763       | 343           | 630        | 184,916       | 293           | 552        | 175,274       |
| Greene         | 364           | 601        | 287,102       | 419           | 745        | 294,024       | 400           | 732        | 241,747       |
| Hamilton       | 15            | 24         | 4,210         | 17            | 25         | 6,519         | 16            | 26         | 5,813         |
| Herkimer       | 445           | 749        | 223,956       | 539           | 868        | 259,999       | 508           | 847        | 260,434       |
| Jefferson      | 1,179         | 1,996      | 623,845       | 1,249         | 2,097      | 704,308       | 1,215         | 2,046      | 695,756       |
| Lewis          | 116           | 164        | 53,598        | 110           | 164        | 60,536        | 106           | 167        | 55,242        |
| Livingston     | 694           | 1,254      | 399,326       | 765           | 1,344      | 474,727       | 761           | 1,393      | 432,578       |
| Madison        | 362           | 618        | 205,999       | 396           | 671        | 240,814       | 376           | 674        | 207,438       |
| Monroe         | 11,197        | 22,890     | 6,272,681     | 13,245        | 27,254     | 7,797,054     | 14,210        | 29,461     | 8,171,831     |
| Montgomery     | 509           | 1,104      | 305,534       | 505           | 1,059      | 266,901       | 543           | 1,214      | 313,392       |
| Nassau         | 4,920         | 8,854      | 4,646,162     | 5,738         | 10,485     | 4,837,577     | 6,595         | 12,016     | 4,990,106     |
| Niagara        | 2,552         | 4,711      | 1,253,245     | 2,746         | 5,200      | 1,311,780     | 3,054         | 5,823      | 1,527,541     |
| Oneida         | 3,705         | 8,359      | 1,985,506     | 4,019         | 9,190      | 2,072,488     | 4,354         | 10,200     | 2,299,407     |
| Onondaga       | 6,655         | 14,332     | 3,377,779     | 7,398         | 15,915     | 4,245,104     | 7,184         | 15,636     | 3,964,217     |
| Ontario        | 858           | 1,349      | 535,966       | 896           | 1,438      | 530,178       | 858           | 1,435      | 508,787       |
| Orange         | 2,411         | 4,567      | 2,060,228     | 2,413         | 4,916      | 1,807,524     | 2,751         | 5,684      | 2,076,394     |
| Orleans        | 633           | 1,112      | 330,500       | 667           | 1,155      | 336,863       | 705           | 1,235      | 375,553       |
| Oswego         | 1,589         | 3,153      | 852,136       | 1,578         | 3,094      | 850,223       | 1,661         | 3,390      | 907,783       |
| Otsego         | 274           | 400        | 292,284       | 234           | 357        | 186,758       | 217           | 323        | 179,300       |
| Putnam         | 110           | 152        | 90,246        | 99            | 147        | 87,934        | 117           | 162        | 99,491        |
| Rensselaer     | 1,516         | 3,560      | 965,658       | 1,522         | 3,631      | 1,027,273     | 1,625         | 4,044      | 1,071,407     |
| Rockland       | 1,012         | 1,912      | 705,976       | 1,103         | 2,173      | 755,864       | 1,233         | 2,488      | 856,174       |
| St. Lawrence   | 1,064         | 1,983      | 510,681       | 1,223         | 2,336      | 593,978       | 1,272         | 2,430      | 602,740       |
| Saratoga       | 395           | 542        | 228,143       | 418           | 597        | 252,091       | 392           | 546        | 228,848       |
| Schenectady    | 1,643         | 3,444      | 1,116,340     | 1,688         | 3,594      | 1,078,522     | 1,804         | 3,893      | 1,176,575     |
| Schoharie      | 166           | 266        | 108,770       | 200           | 332        | 168,887       | 191           | 319        | 118,581       |
| Schuyler       | 174           | 310        | 107,734       | 177           | 318        | 111,788       | 235           | 450        | 130,741       |
| Seneca         | 219           | 349        | 116,259       | 260           | 419        | 147,028       | 261           | 494        | 147,559       |
| Steuben        | 888           | 1,481      | 494,408       | 901           | 1,527      | 521,224       | 960           | 1,736      | 529,442       |
| Suffolk        | 8,029         | 14,313     | 9,413,902     | 8,502         | 15,021     | 6,954,274     | 9,653         | 17,532     | 10,704,833    |
| Sullivan       | 662           | 1,175      | 366,901       | 710           | 1,292      | 458,711       | 728           | 1,351      | 518,952       |
| Tioga          | 347           | 548        | 196,555       | 366           | 601        | 213,453       | 373           | 620        | 227,215       |
| Tompkins       | 714           | 1,171      | 410,065       | 764           | 1,187      | 429,816       | 776           | 1,326      | 473,611       |
| Ulster         | 1,274         | 2,192      | 1,053,333     | 1,564         | 2,654      | 1,526,290     | 1,942         | 3,587      | 1,771,161     |
| Warren         | 232           | 395        | 139,389       | 229           | 365        | 143,537       | 222           | 337        | 179,674       |
| Washington     | 404           | 688        | 305,348       | 324           | 549        | 219,821       | 388           | 688        | 353,258       |
| Wayne          | 565           | 931        | 288,880       | 622           | 1,004      | 294,386       | 638           | 1,090      | 315,972       |
| Westchester    | 5,349         | 10,459     | 5,362,912     | 5,924         | 11,465     | 5,594,723     | 6,436         | 12,416     | 6,819,563     |
| Wyoming        | 185           | 272        | 99,676        | 221           | 355        | 113,720       | 202           | 333        | 105,226       |
| Yates          | 127           | 177        | 76,395        | 150           | 230        | 91,198        | 170           | 276        | 89,514        |

Table 5  
**TEMPORARY ASSISTANCE**  
Cases, Recipients, Children, Adults and Expenditures by Local District  
December 2017

| Local District | Temporary Assistance |            |          |         |  | Expenditures  |
|----------------|----------------------|------------|----------|---------|--|---------------|
|                | Cases                | Recipients | Children | Adults  |  |               |
| New York State | 284,601              | 541,150    | 266,543  | 274,607 |  | \$188,884,319 |
| New York City  | 192,043              | 361,329    | 163,788  | 197,541 |  | 127,003,961   |
| Rest of State  | 92,558               | 179,821    | 102,755  | 77,066  |  | 61,880,358    |
| Albany         | 2,574                | 5,467      | 3,274    | 2,193   |  | 1,907,549     |
| Allegany       | 407                  | 714        | 386      | 328     |  | 198,359       |
| Broome         | 3,440                | 6,160      | 3,394    | 2,766   |  | 1,835,330     |
| Cattaraugus    | 760                  | 1,203      | 650      | 553     |  | 397,560       |
| Cayuga         | 806                  | 1,391      | 739      | 652     |  | 488,618       |
| Chautauqua     | 2,258                | 4,585      | 2,598    | 1,987   |  | 1,248,049     |
| Chemung        | 687                  | 1,170      | 796      | 374     |  | 414,662       |
| Chenango       | 366                  | 615        | 371      | 244     |  | 180,708       |
| Clinton        | 746                  | 1,146      | 699      | 447     |  | 415,472       |
| Columbia       | 464                  | 802        | 432      | 370     |  | 322,450       |
| Cortland       | 627                  | 1,002      | 471      | 531     |  | 338,188       |
| Delaware       | 196                  | 295        | 182      | 113     |  | 101,773       |
| Dutchess       | 1,082                | 1,746      | 1,074    | 672     |  | 844,872       |
| Erie           | 13,378               | 28,918     | 16,871   | 12,047  |  | 6,656,462     |
| Essex          | 125                  | 195        | 112      | 83      |  | 64,382        |
| Franklin       | 476                  | 813        | 394      | 419     |  | 250,741       |
| Fulton         | 256                  | 406        | 241      | 165     |  | 144,792       |
| Genesee        | 357                  | 636        | 356      | 280     |  | 202,763       |
| Greene         | 364                  | 601        | 313      | 288     |  | 287,102       |
| Hamilton       | 15                   | 24         | 10       | 14      |  | 4,210         |
| Herkimer       | 445                  | 749        | 435      | 314     |  | 223,956       |
| Jefferson      | 1,179                | 1,996      | 988      | 1,008   |  | 623,845       |
| Lewis          | 116                  | 164        | 101      | 63      |  | 53,598        |
| Livingston     | 694                  | 1,254      | 644      | 610     |  | 399,326       |
| Madison        | 362                  | 618        | 371      | 247     |  | 205,999       |
| Monroe         | 11,197               | 22,890     | 13,494   | 9,396   |  | 6,272,681     |
| Montgomery     | 509                  | 1,104      | 696      | 408     |  | 305,534       |
| Nassau         | 4,920                | 8,854      | 4,679    | 4,175   |  | 4,646,162     |
| Niagara        | 2,552                | 4,711      | 2,639    | 2,072   |  | 1,253,245     |
| Oneida         | 3,705                | 8,359      | 4,973    | 3,386   |  | 1,985,506     |
| Onondaga       | 6,655                | 14,332     | 8,475    | 5,857   |  | 3,377,779     |
| Ontario        | 858                  | 1,349      | 676      | 673     |  | 535,966       |
| Orange         | 2,411                | 4,567      | 2,589    | 1,978   |  | 2,060,228     |
| Orleans        | 633                  | 1,112      | 590      | 522     |  | 330,500       |
| Oswego         | 1,589                | 3,153      | 1,787    | 1,366   |  | 852,136       |
| Otsego         | 274                  | 400        | 185      | 215     |  | 292,284       |
| Putnam         | 110                  | 152        | 88       | 64      |  | 90,246        |
| Rensselaer     | 1,516                | 3,560      | 2,300    | 1,260   |  | 965,658       |
| Rockland       | 1,012                | 1,912      | 1,120    | 792     |  | 705,976       |
| St. Lawrence   | 1,064                | 1,983      | 1,082    | 901     |  | 510,681       |
| Saratoga       | 395                  | 542        | 333      | 209     |  | 228,143       |
| Schenectady    | 1,643                | 3,444      | 2,163    | 1,281   |  | 1,116,340     |
| Schoharie      | 166                  | 266        | 174      | 92      |  | 108,770       |
| Schuyler       | 174                  | 310        | 176      | 134     |  | 107,734       |
| Seneca         | 219                  | 349        | 193      | 156     |  | 116,259       |
| Steuben        | 888                  | 1,481      | 785      | 696     |  | 494,408       |
| Suffolk        | 8,029                | 14,313     | 7,327    | 6,986   |  | 9,413,902     |
| Sullivan       | 662                  | 1,175      | 701      | 474     |  | 366,901       |
| Tioga          | 347                  | 548        | 370      | 178     |  | 196,555       |
| Tompkins       | 714                  | 1,171      | 576      | 595     |  | 410,065       |
| Ulster         | 1,274                | 2,192      | 1,183    | 1,009   |  | 1,053,333     |
| Warren         | 232                  | 395        | 235      | 160     |  | 139,389       |
| Washington     | 404                  | 688        | 388      | 300     |  | 305,348       |
| Wayne          | 565                  | 931        | 548      | 383     |  | 288,880       |
| Westchester    | 5,349                | 10,459     | 6,070    | 4,389   |  | 5,362,912     |
| Wyoming        | 185                  | 272        | 142      | 130     |  | 99,676        |
| Yates          | 127                  | 177        | 116      | 61      |  | 76,395        |



Table 6  
**FAMILY ASSISTANCE-FP**  
Cases, Recipients, Children, Adults and Expenditures by Local District  
December 2017

| Local District | Family Assistance-FP |            |          |        |  | Expenditures |
|----------------|----------------------|------------|----------|--------|--|--------------|
|                | Cases                | Recipients | Children | Adults |  |              |
| New York State | 90,539               | 210,601    | 154,525  | 56,076 |  | \$62,100,687 |
| New York City  | 51,966               | 123,050    | 87,441   | 35,609 |  | 35,265,059   |
| Rest of State  | 38,573               | 87,551     | 67,084   | 20,467 |  | 26,835,628   |
| Albany         | 1,225                | 2,831      | 2,095    | 736    |  | 859,179      |
| Allegany       | 184                  | 398        | 300      | 98     |  | 94,754       |
| Broome         | 1,419                | 3,001      | 2,297    | 704    |  | 828,692      |
| Cattaraugus    | 331                  | 642        | 513      | 129    |  | 178,106      |
| Cayuga         | 347                  | 783        | 587      | 196    |  | 200,836      |
| Chautauqua     | 972                  | 2,296      | 1,697    | 599    |  | 549,485      |
| Chemung        | 363                  | 716        | 632      | 84     |  | 202,901      |
| Chenango       | 196                  | 389        | 314      | 75     |  | 104,792      |
| Clinton        | 384                  | 694        | 600      | 94     |  | 193,061      |
| Columbia       | 187                  | 401        | 316      | 85     |  | 125,703      |
| Cortland       | 229                  | 480        | 359      | 121    |  | 134,970      |
| Delaware       | 110                  | 206        | 173      | 33     |  | 55,103       |
| Dutchess       | 511                  | 994        | 847      | 147    |  | 415,359      |
| Erie           | 5,608                | 13,691     | 10,145   | 3,546  |  | 3,079,220    |
| Essex          | 63                   | 122        | 104      | 18     |  | 31,238       |
| Franklin       | 177                  | 396        | 288      | 108    |  | 95,117       |
| Fulton         | 116                  | 245        | 210      | 35     |  | 62,635       |
| Genesee        | 145                  | 328        | 259      | 69     |  | 82,664       |
| Greene         | 141                  | 290        | 229      | 61     |  | 84,747       |
| Hamilton       | 4                    | 9          | 7        | 2      |  | 1,625        |
| Herkimer       | 200                  | 418        | 347      | 71     |  | 106,888      |
| Jefferson      | 435                  | 976        | 740      | 236    |  | 240,756      |
| Lewis          | 57                   | 99         | 87       | 12     |  | 28,881       |
| Livingston     | 310                  | 721        | 510      | 211    |  | 188,528      |
| Madison        | 174                  | 347        | 285      | 62     |  | 103,578      |
| Monroe         | 4,551                | 10,565     | 8,044    | 2,521  |  | 2,822,879    |
| Montgomery     | 273                  | 668        | 517      | 151    |  | 175,314      |
| Nassau         | 1,706                | 3,625      | 2,867    | 758    |  | 1,623,089    |
| Niagara        | 1,030                | 2,239      | 1,731    | 508    |  | 553,672      |
| Oneida         | 1,526                | 3,885      | 2,863    | 1,022  |  | 860,766      |
| Onondaga       | 2,903                | 7,176      | 5,305    | 1,871  |  | 1,638,387    |
| Ontario        | 352                  | 724        | 556      | 168    |  | 202,775      |
| Orange         | 979                  | 2,176      | 1,697    | 479    |  | 833,312      |
| Orleans        | 262                  | 556        | 409      | 147    |  | 150,460      |
| Oswego         | 713                  | 1,662      | 1,248    | 414    |  | 399,968      |
| Otsego         | 94                   | 188        | 157      | 31     |  | 101,908      |
| Putnam         | 50                   | 84         | 76       | 8      |  | 43,740       |
| Rensselaer     | 858                  | 2,021      | 1,487    | 534    |  | 531,764      |
| Rockland       | 418                  | 927        | 775      | 152    |  | 307,202      |
| St. Lawrence   | 431                  | 932        | 722      | 210    |  | 222,972      |
| Saratoga       | 190                  | 314        | 292      | 22     |  | 94,360       |
| Schenectady    | 829                  | 1,912      | 1,484    | 428    |  | 580,114      |
| Schoharie      | 94                   | 181        | 159      | 22     |  | 53,980       |
| Schuyler       | 79                   | 189        | 148      | 41     |  | 45,807       |
| Seneca         | 93                   | 180        | 145      | 35     |  | 52,580       |
| Steuben        | 359                  | 772        | 603      | 169    |  | 191,525      |
| Suffolk        | 2,753                | 6,264      | 4,799    | 1,465  |  | 3,830,981    |
| Sullivan       | 313                  | 650        | 523      | 127    |  | 179,076      |
| Tioga          | 210                  | 375        | 324      | 51     |  | 110,737      |
| Tompkins       | 254                  | 542        | 416      | 126    |  | 130,058      |
| Ulster         | 524                  | 993        | 769      | 224    |  | 454,121      |
| Warren         | 116                  | 244        | 204      | 40     |  | 63,221       |
| Washington     | 192                  | 392        | 312      | 80     |  | 129,232      |
| Wayne          | 286                  | 572        | 470      | 102    |  | 145,908      |
| Westchester    | 2,093                | 4,809      | 3,822    | 987    |  | 2,178,512    |
| Wyoming        | 85                   | 154        | 124      | 30     |  | 44,682       |
| Yates          | 69                   | 107        | 95       | 12     |  | 33,708       |

Table 7  
SAFETY NET ASSISTANCE\*  
Cases, Recipients, Children, Adults and Expenditures by Local District  
December 2017

| Local District | Safety Net Assistance |            |          |         |  | Expenditures  |
|----------------|-----------------------|------------|----------|---------|--|---------------|
|                | Cases                 | Recipients | Children | Adults  |  |               |
| New York State | 194,062               | 330,549    | 112,018  | 218,531 |  | \$126,783,632 |
| New York City  | 140,077               | 238,279    | 76,347   | 161,932 |  | 91,738,902    |
| Rest of State  | 53,985                | 92,270     | 35,671   | 56,599  |  | 35,044,730    |
| Albany         | 1,349                 | 2,636      | 1,179    | 1,457   |  | 1,048,370     |
| Allegany       | 223                   | 316        | 86       | 230     |  | 103,605       |
| Broome         | 2,021                 | 3,159      | 1,097    | 2,062   |  | 1,006,638     |
| Cattaraugus    | 429                   | 561        | 137      | 424     |  | 219,454       |
| Cayuga         | 459                   | 608        | 152      | 456     |  | 287,782       |
| Chautauqua     | 1,286                 | 2,289      | 901      | 1,388   |  | 698,564       |
| Chemung        | 324                   | 454        | 164      | 290     |  | 211,761       |
| Chenango       | 170                   | 226        | 57       | 169     |  | 75,916        |
| Clinton        | 362                   | 452        | 99       | 353     |  | 222,411       |
| Columbia       | 277                   | 401        | 116      | 285     |  | 196,747       |
| Cortland       | 398                   | 522        | 112      | 410     |  | 203,218       |
| Delaware       | 86                    | 89         | 9        | 80      |  | 46,670        |
| Dutchess       | 571                   | 752        | 227      | 525     |  | 429,513       |
| Erie           | 7,770                 | 15,227     | 6,726    | 8,501   |  | 3,577,242     |
| Essex          | 62                    | 73         | 8        | 65      |  | 33,144        |
| Franklin       | 299                   | 417        | 106      | 311     |  | 155,624       |
| Fulton         | 140                   | 161        | 31       | 130     |  | 82,157        |
| Genesee        | 212                   | 308        | 97       | 211     |  | 120,099       |
| Greene         | 223                   | 311        | 84       | 227     |  | 202,355       |
| Hamilton       | 11                    | 15         | 3        | 12      |  | 2,585         |
| Herkimer       | 245                   | 331        | 88       | 243     |  | 117,068       |
| Jefferson      | 744                   | 1,020      | 248      | 772     |  | 383,089       |
| Lewis          | 59                    | 65         | 14       | 51      |  | 24,717        |
| Livingston     | 384                   | 533        | 134      | 399     |  | 210,798       |
| Madison        | 188                   | 271        | 86       | 185     |  | 102,421       |
| Monroe         | 6,646                 | 12,325     | 5,450    | 6,875   |  | 3,449,802     |
| Montgomery     | 236                   | 436        | 179      | 257     |  | 130,220       |
| Nassau         | 3,214                 | 5,229      | 1,812    | 3,417   |  | 3,023,073     |
| Niagara        | 1,522                 | 2,472      | 908      | 1,564   |  | 699,573       |
| Oneida         | 2,179                 | 4,474      | 2,110    | 2,364   |  | 1,124,740     |
| Onondaga       | 3,752                 | 7,156      | 3,170    | 3,986   |  | 1,739,392     |
| Ontario        | 506                   | 625        | 120      | 505     |  | 333,191       |
| Orange         | 1,432                 | 2,391      | 892      | 1,499   |  | 1,226,916     |
| Orleans        | 371                   | 556        | 181      | 375     |  | 180,040       |
| Oswego         | 876                   | 1,491      | 539      | 952     |  | 452,168       |
| Otsego         | 180                   | 212        | 28       | 184     |  | 190,376       |
| Putnam         | 60                    | 68         | 12       | 56      |  | 46,506        |
| Rensselaer     | 658                   | 1,539      | 813      | 726     |  | 433,894       |
| Rockland       | 594                   | 985        | 345      | 640     |  | 398,774       |
| St. Lawrence   | 633                   | 1,051      | 360      | 691     |  | 287,709       |
| Saratoga       | 205                   | 228        | 41       | 187     |  | 133,783       |
| Schenectady    | 814                   | 1,532      | 679      | 853     |  | 536,226       |
| Schoharie      | 72                    | 85         | 15       | 70      |  | 54,790        |
| Schuyler       | 95                    | 121        | 28       | 93      |  | 61,927        |
| Seneca         | 126                   | 169        | 48       | 121     |  | 63,679        |
| Steuben        | 529                   | 709        | 182      | 527     |  | 302,883       |
| Suffolk        | 5,276                 | 8,049      | 2,528    | 5,521   |  | 5,582,921     |
| Sullivan       | 349                   | 525        | 178      | 347     |  | 187,825       |
| Tioga          | 137                   | 173        | 46       | 127     |  | 85,818        |
| Tompkins       | 460                   | 629        | 160      | 469     |  | 280,007       |
| Ulster         | 750                   | 1,199      | 414      | 785     |  | 599,212       |
| Warren         | 116                   | 151        | 31       | 120     |  | 76,168        |
| Washington     | 212                   | 296        | 76       | 220     |  | 176,116       |
| Wayne          | 279                   | 359        | 78       | 281     |  | 142,972       |
| Westchester    | 3,256                 | 5,650      | 2,248    | 3,402   |  | 3,184,400     |
| Wyoming        | 100                   | 118        | 18       | 100     |  | 54,994        |
| Yates          | 58                    | 70         | 21       | 49      |  | 42,687        |

\* Includes Federally Non-Participating Family Assistance cases (non-disabled two-parent Family Assistance cases).

Table 8  
**TEMPORARY ASSISTANCE BY FUNDING SOURCE**  
**Cases, Recipients, and Expenditures by Local District**  
**December 2017**

| Local District | Total   |            |               | Federally Participating-TANF<br>Family Assistance-FP<br>and Safety Net Assistance-FP |            |              | Federally Non-Participating<br>Safety Net Assistance-FNP<br>and Family Assistance-FNP |            |               |
|----------------|---------|------------|---------------|--|------------|--------------|---|------------|---------------|
|                | Cases   | Recipients | Expenditures  | Cases  | Recipients | Expenditures | Cases   | Recipients | Expenditures  |
| New York State | 284,601 | 541,150    | \$188,884,319 | 91,521   | 213,196    | \$62,777,657 | 193,080   | 327,954    | \$126,106,662 |
| New York City  | 192,043 | 361,329    | 127,003,961   | 52,032   | 123,178    | 35,293,294   | 140,011   | 238,151    | 91,710,667    |
| Rest of State  | 92,558  | 179,821    | 61,880,358    | 39,489   | 90,018     | 27,484,363   | 53,069  | 89,803     | 34,395,995    |
| Albany         | 2,574   | 5,467      | 1,907,549     | 1,245  | 2,885      | 882,737      | 1,329   | 2,582      | 1,024,812     |
| Allegany       | 407     | 714        | 198,359       | 184  | 398        | 94,754       | 223   | 316        | 103,605       |
| Broome         | 3,440   | 6,160      | 1,835,330     | 1,459  | 3,105      | 861,761      | 1,981   | 3,055      | 973,569       |
| Cattaraugus    | 760     | 1,203      | 397,560       | 347  | 687        | 187,258      | 413   | 516        | 210,302       |
| Cayuga         | 806     | 1,391      | 488,618       | 365  | 820        | 212,770      | 441   | 571        | 275,848       |
| Chautauqua     | 2,258   | 4,585      | 1,248,049     | 985  | 2,339      | 560,506      | 1,273   | 2,246      | 687,543       |
| Chemung        | 687     | 1,170      | 414,662       | 370  | 730        | 205,297      | 317   | 440        | 209,365       |
| Chenango       | 366     | 615        | 180,708       | 201  | 402        | 107,380      | 165   | 213        | 73,328        |
| Clinton        | 746     | 1,146      | 415,472       | 391  | 708        | 195,740      | 355   | 438        | 219,732       |
| Columbia       | 464     | 802        | 322,450       | 193  | 423        | 132,291      | 271   | 379        | 190,159       |
| Cortland       | 627     | 1,002      | 338,188       | 245  | 516        | 142,836      | 382   | 486        | 195,352       |
| Delaware       | 196     | 295        | 101,773       | 110  | 206        | 55,103       | 86  | 89         | 46,670        |
| Dutchess       | 1,082   | 1,746      | 844,872       | 523  | 1,018      | 427,334      | 559   | 728        | 417,538       |
| Erie           | 13,378  | 28,918     | 6,656,462     | 5,747  | 14,061     | 3,157,070    | 7,631   | 14,857     | 3,499,392     |
| Essex          | 125     | 195        | 64,382        | 63   | 122        | 31,238       | 62  | 73         | 33,144        |
| Franklin       | 476     | 813        | 250,741       | 178  | 398        | 95,599       | 298   | 415        | 155,142       |
| Fulton         | 256     | 406        | 144,792       | 119  | 256        | 64,311       | 137   | 150        | 80,481        |
| Genesee        | 357     | 636        | 202,763       | 154  | 354        | 89,013       | 203   | 282        | 113,750       |
| Greene         | 364     | 601        | 287,102       | 141  | 290        | 84,747       | 223   | 311        | 202,355       |
| Hamilton       | 15      | 24         | 4,210         | 4  | 9          | 1,625        | 11  | 15         | 2,585         |
| Herkimer       | 445     | 749        | 223,956       | 205  | 430        | 109,877      | 240   | 319        | 114,079       |
| Jefferson      | 1,179   | 1,996      | 623,845       | 451  | 1,021      | 247,297      | 728   | 975        | 376,548       |
| Lewis          | 116     | 164        | 53,598        | 59   | 103        | 30,966       | 57  | 61         | 22,632        |
| Livingston     | 694     | 1,254      | 399,326       | 315  | 731        | 194,040      | 379   | 523        | 205,286       |
| Madison        | 362     | 618        | 205,999       | 181  | 369        | 109,116      | 181   | 249        | 96,883        |
| Monroe         | 11,197  | 22,890     | 6,272,681     | 4,801  | 11,235     | 2,975,988    | 6,396   | 11,655     | 3,296,693     |
| Montgomery     | 509     | 1,104      | 305,534       | 277  | 687        | 178,625      | 232   | 417        | 126,909       |
| Nassau         | 4,920   | 8,854      | 4,646,162     | 1,709  | 3,632      | 1,624,505    | 3,211   | 5,222      | 3,021,657     |
| Niagara        | 2,552   | 4,711      | 1,253,245     | 1,109  | 2,450      | 592,345      | 1,443   | 2,261      | 660,900       |
| Oneida         | 3,705   | 8,359      | 1,985,506     | 1,547  | 3,961      | 873,647      | 2,158   | 4,398      | 1,111,859     |
| Onondaga       | 6,655   | 14,332     | 3,377,779     | 2,914  | 7,207      | 1,644,292    | 3,741   | 7,125      | 1,733,487     |
| Ontario        | 858     | 1,349      | 535,966       | 359  | 741        | 212,130      | 499   | 608        | 323,836       |
| Orange         | 2,411   | 4,567      | 2,060,228     | 994  | 2,212      | 854,040      | 1,417   | 2,355      | 1,206,188     |
| Orleans        | 633     | 1,112      | 330,500       | 270  | 578        | 155,178      | 363   | 534        | 175,322       |
| Oswego         | 1,589   | 3,153      | 852,136       | 746  | 1,768      | 421,566      | 843   | 1,385      | 430,570       |
| Otsego         | 274     | 400        | 292,284       | 96   | 196        | 104,830      | 178   | 204        | 187,454       |
| Putnam         | 110     | 152        | 90,246        | 50   | 84         | 43,740       | 60  | 68         | 46,506        |
| Rensselaer     | 1,516   | 3,560      | 965,658       | 870  | 2,051      | 537,477      | 646   | 1,509      | 428,181       |
| Rockland       | 1,012   | 1,912      | 705,976       | 421  | 933        | 309,746      | 591   | 979        | 396,230       |
| St. Lawrence   | 1,064   | 1,983      | 510,681       | 435  | 939        | 226,684      | 629   | 1,044      | 283,997       |
| Saratoga       | 395     | 542        | 228,143       | 192  | 318        | 94,962       | 203   | 224        | 133,181       |
| Schenectady    | 1,643   | 3,444      | 1,116,340     | 831  | 1,922      | 581,581      | 812   | 1,522      | 534,759       |
| Schoharie      | 166     | 266        | 108,770       | 95   | 183        | 54,652       | 71  | 83         | 54,118        |
| Schuyler       | 174     | 310        | 107,734       | 79   | 189        | 45,807       | 95  | 121        | 61,927        |
| Seneca         | 219     | 349        | 116,259       | 94   | 182        | 53,108       | 125   | 167        | 63,151        |
| Steuben        | 888     | 1,481      | 494,408       | 360  | 773        | 193,695      | 528   | 708        | 300,713       |
| Suffolk        | 8,029   | 14,313     | 9,413,902     | 2,793  | 6,381      | 3,883,028    | 5,236   | 7,932      | 5,530,874     |
| Sullivan       | 662     | 1,175      | 366,901       | 314  | 652        | 180,294      | 348   | 523        | 186,607       |
| Tioga          | 347     | 548        | 196,555       | 217  | 388        | 123,191      | 130   | 160        | 73,364        |
| Tompkins       | 714     | 1,171      | 410,065       | 268  | 575        | 145,674      | 446   | 596        | 264,391       |
| Ulster         | 1,274   | 2,192      | 1,053,333     | 530  | 1,008      | 457,986      | 744   | 1,184      | 595,347       |
| Warren         | 232     | 395        | 139,389       | 119  | 252        | 64,671       | 113   | 143        | 74,718        |
| Washington     | 404     | 688        | 305,348       | 201  | 417        | 133,938      | 203   | 271        | 171,410       |
| Wayne          | 565     | 931        | 288,880       | 303  | 622        | 162,293      | 262   | 309        | 126,587       |
| Westchester    | 5,349   | 10,459     | 5,362,912     | 2,104  | 4,834      | 2,194,532    | 3,245   | 5,625      | 3,168,380     |
| Wyoming        | 185     | 272        | 99,676        | 87   | 160        | 45,784       | 98  | 112        | 53,892        |
| Yates          | 127     | 177        | 76,395        | 69   | 107        | 33,708       | 58  | 70         | 42,687        |

Table 9  
 TEMPORARY ASSISTANCE FOR NEEDY FAMILIES-FP BY PROGRAM  
 Cases, Recipients, Children, Adults and Expenditures by Local District  
 December 2017

| Local District | Family Assistance-FP |            |          |        |              | Safety Net Assistance-FP |            |          |        |              |
|----------------|----------------------|------------|----------|--------|--------------|--------------------------|------------|----------|--------|--------------|
|                | Cases                | Recipients | Children | Adults | Expenditures | Cases                    | Recipients | Children | Adults | Expenditures |
| New York State | 90,539               | 210,601    | 154,525  | 56,076 | \$62,100,687 | 982                      | 2,595      | 1,517    | 1,078  | \$676,970    |
| New York City  | 51,966               | 123,050    | 87,441   | 35,609 | 35,265,059   | 66                       | 128        | 85       | 43     | 28,235       |
| Rest of State  | 38,573               | 87,551     | 67,084   | 20,467 | 26,835,628   | 916                      | 2,467      | 1,432    | 1,035  | 648,735      |
| Albany         | 1,225                | 2,831      | 2,095    | 736    | 859,179      | 20                       | 54         | 35       | 19     | 23,558       |
| Allegany       | 184                  | 398        | 300      | 98     | 94,754       | 0                        | 0          | 0        | 0      | 0            |
| Broome         | 1,419                | 3,001      | 2,297    | 704    | 828,692      | 40                       | 104        | 60       | 44     | 33,069       |
| Cattaraugus    | 331                  | 642        | 513      | 129    | 178,106      | 16                       | 45         | 25       | 20     | 9,152        |
| Cayuga         | 347                  | 783        | 587      | 196    | 200,836      | 18                       | 37         | 20       | 17     | 11,934       |
| Chautauqua     | 972                  | 2,296      | 1,697    | 599    | 549,485      | 13                       | 43         | 25       | 18     | 11,021       |
| Chemung        | 363                  | 716        | 632      | 84     | 202,901      | 7                        | 14         | 8        | 6      | 2,396        |
| Chenango       | 196                  | 389        | 314      | 75     | 104,792      | 5                        | 13         | 8        | 5      | 2,588        |
| Clinton        | 384                  | 694        | 600      | 94     | 193,061      | 7                        | 14         | 7        | 7      | 2,679        |
| Columbia       | 187                  | 401        | 316      | 85     | 125,703      | 6                        | 22         | 12       | 10     | 6,588        |
| Cortland       | 229                  | 480        | 359      | 121    | 134,970      | 16                       | 36         | 17       | 19     | 7,866        |
| Delaware       | 110                  | 206        | 173      | 33     | 55,103       | 0                        | 0          | 0        | 0      | 0            |
| Dutchess       | 511                  | 994        | 847      | 147    | 415,359      | 12                       | 24         | 15       | 9      | 11,975       |
| Erie           | 5,608                | 13,691     | 10,145   | 3,546  | 3,079,220    | 139                      | 370        | 211      | 159    | 77,850       |
| Essex          | 63                   | 122        | 104      | 18     | 31,238       | 0                        | 0          | 0        | 0      | 0            |
| Franklin       | 177                  | 396        | 288      | 108    | 95,117       | 1                        | 2          | 1        | 1      | 482          |
| Fulton         | 116                  | 245        | 210      | 35     | 62,635       | 3                        | 11         | 7        | 4      | 1,676        |
| Genesee        | 145                  | 328        | 259      | 69     | 82,664       | 9                        | 26         | 15       | 11     | 6,349        |
| Greene         | 141                  | 290        | 229      | 61     | 84,747       | 0                        | 0          | 0        | 0      | 0            |
| Hamilton       | 4                    | 9          | 7        | 2      | 1,625        | 0                        | 0          | 0        | 0      | 0            |
| Herkimer       | 200                  | 418        | 347      | 71     | 106,888      | 5                        | 12         | 6        | 6      | 2,989        |
| Jefferson      | 435                  | 976        | 740      | 236    | 240,756      | 16                       | 45         | 24       | 21     | 6,541        |
| Lewis          | 57                   | 99         | 87       | 12     | 28,881       | 2                        | 4          | 2        | 2      | 2,085        |
| Livingston     | 310                  | 721        | 510      | 211    | 188,528      | 5                        | 10         | 4        | 6      | 5,512        |
| Madison        | 174                  | 347        | 285      | 62     | 103,578      | 7                        | 22         | 15       | 7      | 5,538        |
| Monroe         | 4,551                | 10,565     | 8,044    | 2,521  | 2,822,879    | 250                      | 670        | 398      | 272    | 153,109      |
| Montgomery     | 273                  | 668        | 517      | 151    | 175,314      | 4                        | 19         | 14       | 5      | 3,311        |
| Nassau         | 1,706                | 3,625      | 2,867    | 758    | 1,623,089    | 3                        | 7          | 3        | 4      | 1,416        |
| Niagara        | 1,030                | 2,239      | 1,731    | 508    | 553,672      | 79                       | 211        | 121      | 90     | 38,673       |
| Oneida         | 1,526                | 3,885      | 2,863    | 1,022  | 860,766      | 21                       | 76         | 51       | 25     | 12,881       |
| Onondaga       | 2,903                | 7,176      | 5,305    | 1,871  | 1,638,387    | 11                       | 31         | 17       | 14     | 5,905        |
| Ontario        | 352                  | 724        | 556      | 168    | 202,775      | 7                        | 17         | 10       | 7      | 9,355        |
| Orange         | 979                  | 2,176      | 1,697    | 479    | 833,312      | 15                       | 36         | 19       | 17     | 20,728       |
| Orleans        | 262                  | 556        | 409      | 147    | 150,460      | 8                        | 22         | 12       | 10     | 4,718        |
| Oswego         | 713                  | 1,662      | 1,248    | 414    | 399,968      | 33                       | 106        | 67       | 39     | 21,598       |
| Otsego         | 94                   | 188        | 157      | 31     | 101,908      | 2                        | 8          | 6        | 2      | 2,922        |
| Putnam         | 50                   | 84         | 76       | 8      | 43,740       | 0                        | 0          | 0        | 0      | 0            |
| Rensselaer     | 858                  | 2,021      | 1,487    | 534    | 531,764      | 12                       | 30         | 15       | 15     | 5,713        |
| Rockland       | 418                  | 927        | 775      | 152    | 307,202      | 3                        | 6          | 3        | 3      | 2,544        |
| St. Lawrence   | 431                  | 932        | 722      | 210    | 222,972      | 4                        | 7          | 3        | 4      | 3,712        |
| Saratoga       | 190                  | 314        | 292      | 22     | 94,360       | 2                        | 4          | 2        | 2      | 602          |
| Schenectady    | 829                  | 1,912      | 1,484    | 428    | 580,114      | 2                        | 10         | 6        | 4      | 1,467        |
| Schoharie      | 94                   | 181        | 159      | 22     | 53,980       | 1                        | 2          | 1        | 1      | 672          |
| Schuyler       | 79                   | 189        | 148      | 41     | 45,807       | 0                        | 0          | 0        | 0      | 0            |
| Seneca         | 93                   | 180        | 145      | 35     | 52,580       | 1                        | 2          | 1        | 1      | 528          |
| Steuben        | 359                  | 772        | 603      | 169    | 191,525      | 1                        | 1          | 0        | 1      | 2,170        |
| Suffolk        | 2,753                | 6,264      | 4,799    | 1,465  | 3,830,981    | 40                       | 117        | 72       | 45     | 52,047       |
| Sullivan       | 313                  | 650        | 523      | 127    | 179,076      | 1                        | 2          | 1        | 1      | 1,218        |
| Tioga          | 210                  | 375        | 324      | 51     | 110,737      | 7                        | 13         | 6        | 7      | 12,454       |
| Tompkins       | 254                  | 542        | 416      | 126    | 130,058      | 14                       | 33         | 16       | 17     | 15,616       |
| Ulster         | 524                  | 993        | 769      | 224    | 454,121      | 6                        | 15         | 7        | 8      | 3,865        |
| Warren         | 116                  | 244        | 204      | 40     | 63,221       | 3                        | 8          | 5        | 3      | 1,450        |
| Washington     | 192                  | 392        | 312      | 80     | 129,232      | 9                        | 25         | 16       | 9      | 4,706        |
| Wayne          | 286                  | 572        | 470      | 102    | 145,908      | 17                       | 50         | 28       | 22     | 16,385       |
| Westchester    | 2,093                | 4,809      | 3,822    | 987    | 2,178,512    | 11                       | 25         | 12       | 13     | 16,020       |
| Wyoming        | 85                   | 154        | 124      | 30     | 44,682       | 2                        | 6          | 3        | 3      | 1,102        |
| Yates          | 69                   | 107        | 95       | 12     | 33,708       | 0                        | 0          | 0        | 0      | 0            |

Table 10  
 SAFETY NET ASSISTANCE-FNP AND FAMILY ASSISTANCE-FNP  
 Cases, Recipients, Children, Adults and Expenditures by Local District  
 December 2017

| Local District | Safety Net Assistance-FNP and Family Assistance-FNP |            |          |         |               |
|----------------|---|------------|----------|---------|---------------|
|                | Cases   | Recipients | Children | Adults  | Expenditures  |
| New York State | 193,080   | 327,954    | 110,501  | 217,453 | \$126,106,662 |
| New York City  | 140,011   | 238,151    | 76,262   | 161,889 | 91,710,667    |
| Rest of State  | 53,069  | 89,803     | 34,239   | 55,564  | 34,395,995    |
| Albany         | 1,329   | 2,582      | 1,144    | 1,438   | 1,024,812     |
| Allegany       | 223   | 316        | 86       | 230     | 103,605       |
| Broome         | 1,981   | 3,055      | 1,037    | 2,018   | 973,569       |
| Cattaraugus    | 413   | 516        | 112      | 404     | 210,302       |
| Cayuga         | 441   | 571        | 132      | 439     | 275,848       |
| Chautauqua     | 1,273   | 2,246      | 876      | 1,370   | 687,543       |
| Chemung        | 317   | 440        | 156      | 284     | 209,365       |
| Chenango       | 165   | 213        | 49       | 164     | 73,328        |
| Clinton        | 355   | 438        | 92       | 346     | 219,732       |
| Columbia       | 271   | 379        | 104      | 275     | 190,159       |
| Cortland       | 382   | 486        | 95       | 391     | 195,352       |
| Delaware       | 86  | 89         | 9        | 80      | 46,670        |
| Dutchess       | 559   | 728        | 212      | 516     | 417,538       |
| Erie           | 7,631   | 14,857     | 6,515    | 8,342   | 3,499,392     |
| Essex          | 62  | 73         | 8        | 65      | 33,144        |
| Franklin       | 298   | 415        | 105      | 310     | 155,142       |
| Fulton         | 137   | 150        | 24       | 126     | 80,481        |
| Genesee        | 203   | 282        | 82       | 200     | 113,750       |
| Greene         | 223   | 311        | 84       | 227     | 202,355       |
| Hamilton       | 11  | 15         | 3        | 12      | 2,585         |
| Herkimer       | 240   | 319        | 82       | 237     | 114,079       |
| Jefferson      | 728   | 975        | 224      | 751     | 376,548       |
| Lewis          | 57  | 61         | 12       | 49      | 22,632        |
| Livingston     | 379   | 523        | 130      | 393     | 205,286       |
| Madison        | 181   | 249        | 71       | 178     | 96,883        |
| Monroe         | 6,396   | 11,655     | 5,052    | 6,603   | 3,296,693     |
| Montgomery     | 232   | 417        | 165      | 252     | 126,909       |
| Nassau         | 3,211   | 5,222      | 1,809    | 3,413   | 3,021,657     |
| Niagara        | 1,443   | 2,261      | 787      | 1,474   | 660,900       |
| Oneida         | 2,158   | 4,398      | 2,059    | 2,339   | 1,111,859     |
| Onondaga       | 3,741   | 7,125      | 3,153    | 3,972   | 1,733,487     |
| Ontario        | 499   | 608        | 110      | 498     | 323,836       |
| Orange         | 1,417   | 2,355      | 873      | 1,482   | 1,206,188     |
| Orleans        | 363   | 534        | 169      | 365     | 175,322       |
| Oswego         | 843   | 1,385      | 472      | 913     | 430,570       |
| Otsego         | 178   | 204        | 22       | 182     | 187,454       |
| Putnam         | 60  | 68         | 12       | 56      | 46,506        |
| Rensselaer     | 646   | 1,509      | 798      | 711     | 428,181       |
| Rockland       | 591   | 979        | 342      | 637     | 396,230       |
| St. Lawrence   | 629   | 1,044      | 357      | 687     | 283,997       |
| Saratoga       | 203   | 224        | 39       | 185     | 133,181       |
| Schenectady    | 812   | 1,522      | 673      | 849     | 534,759       |
| Schoharie      | 71  | 83         | 14       | 69      | 54,118        |
| Schuyler       | 95  | 121        | 28       | 93      | 61,927        |
| Seneca         | 125   | 167        | 47       | 120     | 63,151        |
| Steuben        | 528   | 708        | 182      | 526     | 300,713       |
| Suffolk        | 5,236   | 7,932      | 2,456    | 5,476   | 5,530,874     |
| Sullivan       | 348   | 523        | 177      | 346     | 186,607       |
| Tioga          | 130   | 160        | 40       | 120     | 73,364        |
| Tompkins       | 446   | 596        | 144      | 452     | 264,391       |
| Ulster         | 744   | 1,184      | 407      | 777     | 595,347       |
| Warren         | 113   | 143        | 26       | 117     | 74,718        |
| Washington     | 203   | 271        | 60       | 211     | 171,410       |
| Wayne          | 262   | 309        | 50       | 259     | 126,587       |
| Westchester    | 3,245   | 5,625      | 2,236    | 3,389   | 3,168,380     |
| Wyoming        | 98  | 112        | 15       | 97      | 53,892        |
| Yates          | 58  | 70         | 21       | 49      | 42,687        |

Table 11  
**SAFETY NET ASSISTANCE-FNP BY MAINTENANCE OF EFFORT STATUS**  
 Maintenance of Effort (MOE) vs. Non-Maintenance of Effort (Non-MOE)  
 Cases, Recipients, Children, Adults and Expenditures by Local District  
 December 2017

| Local District | Maintenance of Effort (MOE) |            |          |        |              | Non-Maintenance of Effort (Non-MOE)* |            |          |         |              |
|----------------|-----------------------------|------------|----------|--------|--------------|--------------------------------------|------------|----------|---------|--------------|
|                | Cases                       | Recipients | Children | Adults | Expenditures | Cases                                | Recipients | Children | Adults  | Expenditures |
| New York State | 37,384                      | 124,559    | 80,158   | 44,401 | \$29,539,035 | 155,696                              | 203,395    | 30,343   | 173,052 | \$96,567,627 |
| New York City  | 27,928                      | 90,839     | 56,326   | 34,513 | 21,565,433   | 112,083                              | 147,312    | 19,936   | 127,376 | 70,145,234   |
| Rest of State  | 9,456                       | 33,720     | 23,832   | 9,888  | 7,973,602    | 43,613                               | 56,083     | 10,407   | 45,676  | 26,422,393   |
| Albany         | 264                         | 951        | 684      | 267    | 230,475      | 1,065                                | 1,631      | 460      | 1,171   | 794,337      |
| Allegany       | 27                          | 86         | 59       | 27     | 15,597       | 196                                  | 230        | 27       | 203     | 88,008       |
| Broome         | 277                         | 1,035      | 724      | 311    | 189,697      | 1,704                                | 2,020      | 313      | 1,707   | 783,872      |
| Cattaraugus    | 29                          | 90         | 61       | 29     | 17,369       | 384                                  | 426        | 51       | 375     | 192,933      |
| Cayuga         | 33                          | 121        | 83       | 38     | 24,491       | 408                                  | 450        | 49       | 401     | 251,357      |
| Chautauqua     | 249                         | 860        | 591      | 269    | 172,500      | 1,024                                | 1,386      | 285      | 1,101   | 515,043      |
| Chemung        | 28                          | 107        | 74       | 33     | 18,456       | 289                                  | 333        | 82       | 251     | 190,909      |
| Chenango       | 8                           | 30         | 21       | 9      | 4,841        | 157                                  | 183        | 28       | 155     | 68,487       |
| Clinton        | 23                          | 70         | 46       | 24     | 14,225       | 332                                  | 368        | 46       | 322     | 205,507      |
| Columbia       | 31                          | 105        | 74       | 31     | 27,081       | 240                                  | 274        | 30       | 244     | 163,078      |
| Cortland       | 28                          | 86         | 53       | 33     | 16,799       | 354                                  | 400        | 42       | 358     | 178,553      |
| Delaware       | 1                           | 3          | 2        | 1      | 389          | 85                                   | 86         | 7        | 79      | 46,281       |
| Dutchess       | 55                          | 196        | 145      | 51     | 56,416       | 504                                  | 532        | 67       | 465     | 361,122      |
| Erie           | 1,493                       | 5,530      | 3,981    | 1,549  | 915,178      | 6,138                                | 9,327      | 2,534    | 6,793   | 2,584,214    |
| Essex          | 1                           | 3          | 2        | 1      | 731          | 61                                   | 70         | 6        | 64      | 32,413       |
| Franklin       | 32                          | 122        | 82       | 40     | 18,991       | 266                                  | 293        | 23       | 270     | 136,151      |
| Fulton         | 2                           | 7          | 6        | 1      | 1,663        | 135                                  | 143        | 18       | 125     | 78,818       |
| Genesee        | 21                          | 85         | 62       | 23     | 14,489       | 182                                  | 197        | 20       | 177     | 99,261       |
| Greene         | 26                          | 92         | 68       | 24     | 21,125       | 197                                  | 219        | 16       | 203     | 181,230      |
| Hamilton       | 0                           | 0          | 0        | 0      | 0            | 11                                   | 15         | 3        | 12      | 2,585        |
| Herkimer       | 21                          | 76         | 57       | 19     | 16,145       | 219                                  | 243        | 25       | 218     | 97,934       |
| Jefferson      | 58                          | 170        | 108      | 62     | 31,900       | 670                                  | 805        | 116      | 689     | 344,648      |
| Lewis          | 2                           | 5          | 3        | 2      | 681          | 55                                   | 56         | 9        | 47      | 21,951       |
| Livingston     | 36                          | 121        | 82       | 39     | 21,200       | 343                                  | 402        | 48       | 354     | 184,086      |
| Madison        | 17                          | 64         | 47       | 17     | 11,433       | 164                                  | 185        | 24       | 161     | 85,450       |
| Monroe         | 1,747                       | 6,135      | 4,320    | 1,815  | 1,105,265    | 4,649                                | 5,520      | 732      | 4,788   | 2,191,428    |
| Montgomery     | 55                          | 194        | 132      | 62     | 33,039       | 177                                  | 223        | 33       | 190     | 93,870       |
| Nassau         | 578                         | 1,928      | 1,338    | 590    | 847,292      | 2,633                                | 3,294      | 471      | 2,823   | 2,174,365    |
| Niagara        | 234                         | 834        | 588      | 246    | 144,335      | 1,209                                | 1,427      | 199      | 1,228   | 516,565      |
| Oneida         | 473                         | 1,865      | 1,368    | 497    | 302,712      | 1,685                                | 2,533      | 691      | 1,842   | 809,147      |
| Onondaga       | 673                         | 2,584      | 1,902    | 682    | 441,991      | 3,068                                | 4,541      | 1,251    | 3,290   | 1,291,496    |
| Ontario        | 18                          | 77         | 58       | 19     | 11,875       | 481                                  | 531        | 52       | 479     | 311,961      |
| Orange         | 286                         | 955        | 658      | 297    | 296,099      | 1,131                                | 1,400      | 215      | 1,185   | 910,089      |
| Orleans        | 39                          | 140        | 96       | 44     | 24,001       | 324                                  | 394        | 73       | 321     | 151,321      |
| Oswego         | 113                         | 405        | 279      | 126    | 75,937       | 730                                  | 980        | 193      | 787     | 354,633      |
| Otsego         | 2                           | 6          | 4        | 2      | 6,249        | 176                                  | 198        | 18       | 180     | 181,205      |
| Putnam         | 1                           | 4          | 3        | 1      | 403          | 59                                   | 64         | 9        | 55      | 46,103       |
| Rensselaer     | 223                         | 788        | 559      | 229    | 131,931      | 423                                  | 721        | 239      | 482     | 296,250      |
| Rockland       | 59                          | 222        | 160      | 62     | 39,419       | 532                                  | 757        | 182      | 575     | 356,811      |
| St. Lawrence   | 89                          | 295        | 202      | 93     | 45,752       | 540                                  | 749        | 155      | 594     | 238,245      |
| Saratoga       | 1                           | 6          | 4        | 2      | 1,042        | 202                                  | 218        | 35       | 183     | 132,139      |
| Schenectady    | 177                         | 666        | 483      | 183    | 124,160      | 635                                  | 856        | 190      | 666     | 410,599      |
| Schoharie      | 4                           | 16         | 12       | 4      | 10,977       | 67                                   | 67         | 2        | 65      | 43,141       |
| Schuyler       | 5                           | 24         | 17       | 7      | 2,995        | 90                                   | 97         | 11       | 86      | 58,932       |
| Seneca         | 16                          | 44         | 29       | 15     | 8,792        | 109                                  | 123        | 18       | 105     | 54,359       |
| Steuben        | 46                          | 161        | 115      | 46     | 30,928       | 482                                  | 547        | 67       | 480     | 269,785      |
| Suffolk        | 682                         | 2,555      | 1,813    | 742    | 988,483      | 4,554                                | 5,377      | 643      | 4,734   | 4,542,391    |
| Sullivan       | 41                          | 145        | 105      | 40     | 29,796       | 307                                  | 378        | 72       | 306     | 156,811      |
| Tioga          | 5                           | 24         | 18       | 6      | 2,936        | 125                                  | 136        | 22       | 114     | 70,428       |
| Tompkins       | 37                          | 122        | 80       | 42     | 27,340       | 409                                  | 474        | 64       | 410     | 237,051      |
| Ulster         | 133                         | 414        | 272      | 142    | 102,926      | 611                                  | 770        | 135      | 635     | 492,421      |
| Warren         | 8                           | 26         | 17       | 9      | 4,731        | 105                                  | 117        | 9        | 108     | 69,987       |
| Washington     | 9                           | 33         | 22       | 11     | 11,350       | 194                                  | 238        | 38       | 200     | 160,060      |
| Wayne          | 14                          | 42         | 28       | 14     | 7,748        | 248                                  | 267        | 22       | 245     | 118,839      |
| Westchester    | 919                         | 2,972      | 2,018    | 954    | 1,264,343    | 2,326                                | 2,653      | 218      | 2,435   | 1,904,037    |
| Wyoming        | 4                           | 14         | 10       | 4      | 5,118        | 94                                   | 98         | 5        | 93      | 48,774       |
| Yates          | 3                           | 9          | 7        | 2      | 1,765        | 55                                   | 61         | 14       | 47      | 40,922       |

\* The Non-MOE category includes otherwise Temporary Assistance for Needy Families eligible or otherwise Safety Net Assistance MOE eligible non-disabled two-parent cases.

Table 12  
SAFETY NET ASSISTANCE-FNP-CASH TOTAL\*  
Cases, Recipients, Children, Adults and Expenditures by Local District  
December 2017

| Local District | Safety Net Assistance-FNP Cash Total |            |          |          |              |
|----------------|--------------------------------------|------------|----------|----------|--------------|
|                | Cases                                | Recipients | Children | Adults   | Expenditures |
| New York State | See Note                             | See Note   | See Note | See Note | See Note     |
| New York City  | See Note                             | See Note   | See Note | See Note | See Note     |
| Rest of State  | 30,651                               | 42,735     | 10,407   | 32,328   | \$18,429,373 |
| Albany         | 735                                  | 1,311      | 477      | 834      | 557,444      |
| Allegany       | 123                                  | 156        | 23       | 133      | 51,025       |
| Broome         | 1,140                                | 1,398      | 246      | 1,152    | 510,719      |
| Cattaraugus    | 276                                  | 328        | 56       | 272      | 130,647      |
| Cayuga         | 306                                  | 349        | 52       | 297      | 176,899      |
| Chautauqua     | 765                                  | 1,079      | 255      | 824      | 364,714      |
| Chemung        | 250                                  | 320        | 106      | 214      | 157,658      |
| Chenango       | 129                                  | 148        | 22       | 126      | 56,409       |
| Clinton        | 256                                  | 297        | 49       | 248      | 162,840      |
| Columbia       | 130                                  | 159        | 26       | 133      | 82,873       |
| Cortland       | 237                                  | 287        | 47       | 240      | 112,394      |
| Delaware       | 72                                   | 75         | 9        | 66       | 41,078       |
| Dutchess       | 340                                  | 450        | 138      | 312      | 236,366      |
| Erie           | 4,320                                | 7,372      | 2,500    | 4,872    | 1,833,441    |
| Essex          | 56                                   | 63         | 5        | 58       | 28,348       |
| Franklin       | 214                                  | 242        | 24       | 218      | 109,561      |
| Fulton         | 107                                  | 112        | 16       | 96       | 57,422       |
| Genesee        | 134                                  | 159        | 30       | 129      | 66,552       |
| Greene         | 157                                  | 181        | 18       | 163      | 143,793      |
| Hamilton       | 7                                    | 11         | 3        | 8        | 1,589        |
| Herkimer       | 156                                  | 182        | 26       | 156      | 68,465       |
| Jefferson      | 457                                  | 589        | 108      | 481      | 220,504      |
| Lewis          | 32                                   | 33         | 2        | 31       | 8,082        |
| Livingston     | 258                                  | 316        | 49       | 267      | 140,012      |
| Madison        | 127                                  | 155        | 28       | 127      | 63,782       |
| Monroe         | 3,044                                | 4,253      | 1,088    | 3,165    | 1,453,580    |
| Montgomery     | 103                                  | 142        | 29       | 113      | 52,066       |
| Nassau         | 1,878                                | 2,312      | 298      | 2,014    | 1,580,443    |
| Niagara        | 872                                  | 1,112      | 221      | 891      | 371,573      |
| Oneida         | 1,328                                | 2,135      | 685      | 1,450    | 628,208      |
| Onondaga       | 2,629                                | 4,315      | 1,508    | 2,807    | 1,137,537    |
| Ontario        | 318                                  | 363        | 42       | 321      | 173,538      |
| Orange         | 760                                  | 1,008      | 208      | 800      | 567,327      |
| Orleans        | 263                                  | 323        | 66       | 257      | 125,564      |
| Oswego         | 548                                  | 788        | 188      | 600      | 274,337      |
| Otsego         | 139                                  | 161        | 13       | 148      | 147,538      |
| Putnam         | 37                                   | 42         | 9        | 33       | 24,230       |
| Rensselaer     | 312                                  | 516        | 164      | 352      | 193,851      |
| Rockland       | 252                                  | 319        | 45       | 274      | 185,371      |
| St. Lawrence   | 353                                  | 510        | 114      | 396      | 152,397      |
| Saratoga       | 160                                  | 176        | 35       | 141      | 91,413       |
| Schenectady    | 450                                  | 599        | 141      | 458      | 290,405      |
| Schoharie      | 54                                   | 54         | 1        | 53       | 33,057       |
| Schuyler       | 72                                   | 79         | 11       | 68       | 46,818       |
| Seneca         | 70                                   | 82         | 11       | 71       | 37,135       |
| Steuben        | 387                                  | 454        | 61       | 393      | 204,911      |
| Suffolk        | 3,418                                | 4,275      | 707      | 3,568    | 3,510,426    |
| Sullivan       | 227                                  | 287        | 66       | 221      | 117,523      |
| Tioga          | 104                                  | 115        | 22       | 93       | 48,125       |
| Tompkins       | 238                                  | 290        | 51       | 239      | 134,215      |
| Ulster         | 354                                  | 473        | 103      | 370      | 314,751      |
| Warren         | 78                                   | 90         | 9        | 81       | 45,616       |
| Washington     | 152                                  | 198        | 34       | 164      | 109,691      |
| Wayne          | 177                                  | 197        | 19       | 178      | 71,713       |
| Westchester    | 993                                  | 1,189      | 128      | 1,061    | 874,072      |
| Wyoming        | 65                                   | 69         | 5        | 64       | 28,394       |
| Yates          | 32                                   | 37         | 10       | 27       | 20,931       |

Note: A breakout of Safety Net Assistance-FNP-Cash and Safety Net Assistance-FNP-Non-Cash data is not available for New York City.

\* May include otherwise Temporary Assistance for Needy Families eligible or otherwise Safety Net Assistance MOE eligible non-disabled two-parent cases.

Table 13  
**SAFETY NET ASSISTANCE-FNP-CASH BY MAINTENANCE OF EFFORT STATUS**  
 Maintenance of Effort (MOE) vs. Non-Maintenance of Effort (Non-MOE)  
 Cases, Recipients, Children, Adults and Expenditures by Local District  
 December 2017

| Local District | Maintenance of Effort (MOE) |            |          |          |              | Non-Maintenance of Effort (Non-MOE)* |            |          |          |              |
|----------------|-----------------------------|------------|----------|----------|--------------|--------------------------------------|------------|----------|----------|--------------|
|                | Cases                       | Recipients | Children | Adults   | Expenditures | Cases                                | Recipients | Children | Adults   | Expenditures |
| New York State | See Note                    | See Note   | See Note | See Note | See Note     | See Note                             | See Note   | See Note | See Note | See Note     |
| New York City  | See Note                    | See Note   | See Note | See Note | See Note     | See Note                             | See Note   | See Note | See Note | See Note     |
| Rest of State  | 1,378                       | 4,578      | 3,073    | 1,505    | \$1,053,709  | 29,273                               | 38,157     | 7,334    | 30,823   | \$17,375,664 |
| Albany         | 38                          | 126        | 86       | 40       | 26,941       | 697                                  | 1,185      | 391      | 794      | 530,503      |
| Allegany       | 1                           | 5          | 3        | 2        | 1,034        | 122                                  | 151        | 20       | 131      | 49,991       |
| Broome         | 33                          | 104        | 63       | 41       | 19,552       | 1,107                                | 1,294      | 183      | 1,111    | 491,167      |
| Cattaraugus    | 9                           | 23         | 14       | 9        | 5,666        | 267                                  | 305        | 42       | 263      | 124,981      |
| Cayuga         | 6                           | 15         | 9        | 6        | 2,048        | 300                                  | 334        | 43       | 291      | 174,851      |
| Chautauqua     | 30                          | 98         | 61       | 37       | 19,129       | 735                                  | 981        | 194      | 787      | 345,585      |
| Chemung        | 12                          | 47         | 32       | 15       | 8,843        | 238                                  | 273        | 74       | 199      | 148,815      |
| Chenango       | 0                           | 0          | 0        | 0        | 0            | 129                                  | 148        | 22       | 126      | 56,409       |
| Clinton        | 5                           | 13         | 7        | 6        | 3,200        | 251                                  | 284        | 42       | 242      | 159,640      |
| Columbia       | 3                           | 8          | 5        | 3        | 1,559        | 127                                  | 151        | 21       | 130      | 81,314       |
| Cortland       | 6                           | 20         | 12       | 8        | 4,325        | 231                                  | 267        | 35       | 232      | 108,069      |
| Delaware       | 1                           | 3          | 2        | 1        | 389          | 71                                   | 72         | 7        | 65       | 40,689       |
| Dutchess       | 39                          | 131        | 96       | 35       | 40,159       | 301                                  | 319        | 42       | 277      | 196,207      |
| Erie           | 265                         | 880        | 594      | 286      | 166,804      | 4,055                                | 6,492      | 1,906    | 4,586    | 1,666,637    |
| Essex          | 0                           | 0          | 0        | 0        | 0            | 56                                   | 63         | 5        | 58       | 28,348       |
| Franklin       | 3                           | 8          | 4        | 4        | 1,675        | 211                                  | 234        | 20       | 214      | 107,886      |
| Fulton         | 0                           | 0          | 0        | 0        | 0            | 107                                  | 112        | 16       | 96       | 57,422       |
| Genesee        | 4                           | 14         | 10       | 4        | 1,865        | 130                                  | 145        | 20       | 125      | 64,687       |
| Greene         | 2                           | 7          | 5        | 2        | 1,830        | 155                                  | 174        | 13       | 161      | 141,963      |
| Hamilton       | 0                           | 0          | 0        | 0        | 0            | 7                                    | 11         | 3        | 8        | 1,589        |
| Herkimer       | 1                           | 6          | 5        | 1        | 1,163        | 155                                  | 176        | 21       | 155      | 67,302       |
| Jefferson      | 12                          | 29         | 17       | 12       | 6,137        | 445                                  | 560        | 91       | 469      | 214,367      |
| Lewis          | 0                           | 0          | 0        | 0        | 0            | 32                                   | 33         | 2        | 31       | 8,082        |
| Livingston     | 6                           | 16         | 9        | 7        | 3,165        | 252                                  | 300        | 40       | 260      | 136,847      |
| Madison        | 6                           | 18         | 12       | 6        | 4,331        | 121                                  | 137        | 16       | 121      | 59,451       |
| Monroe         | 234                         | 789        | 539      | 250      | 159,599      | 2,810                                | 3,464      | 549      | 2,915    | 1,293,981    |
| Montgomery     | 6                           | 22         | 16       | 6        | 3,742        | 97                                   | 120        | 13       | 107      | 48,324       |
| Nassau         | 34                          | 83         | 49       | 34       | 29,294       | 1,844                                | 2,229      | 249      | 1,980    | 1,551,149    |
| Niagara        | 55                          | 178        | 113      | 65       | 34,414       | 817                                  | 934        | 108      | 826      | 337,159      |
| Oneida         | 90                          | 324        | 219      | 105      | 59,314       | 1,238                                | 1,811      | 466      | 1,345    | 568,894      |
| Onondaga       | 207                         | 737        | 528      | 209      | 147,444      | 2,422                                | 3,578      | 980      | 2,598    | 990,093      |
| Ontario        | 0                           | 0          | 0        | 0        | 0            | 318                                  | 363        | 42       | 321      | 173,538      |
| Orange         | 42                          | 125        | 78       | 47       | 30,669       | 718                                  | 883        | 130      | 753      | 536,658      |
| Orleans        | 4                           | 12         | 8        | 4        | 2,118        | 259                                  | 311        | 58       | 253      | 123,446      |
| Oswego         | 17                          | 60         | 41       | 19       | 11,034       | 531                                  | 728        | 147      | 581      | 263,303      |
| Otsego         | 0                           | 0          | 0        | 0        | 0            | 139                                  | 161        | 13       | 148      | 147,538      |
| Putnam         | 0                           | 0          | 0        | 0        | 0            | 37                                   | 42         | 9        | 33       | 24,230       |
| Rensselaer     | 7                           | 16         | 9        | 7        | 3,561        | 305                                  | 500        | 155      | 345      | 190,290      |
| Rockland       | 3                           | 12         | 8        | 4        | 826          | 249                                  | 307        | 37       | 270      | 184,545      |
| St. Lawrence   | 8                           | 20         | 12       | 8        | 5,156        | 345                                  | 490        | 102      | 388      | 147,241      |
| Saratoga       | 0                           | 0          | 0        | 0        | 0            | 160                                  | 176        | 35       | 141      | 91,413       |
| Schenectady    | 9                           | 29         | 20       | 9        | 11,103       | 441                                  | 570        | 121      | 449      | 279,302      |
| Schoharie      | 0                           | 0          | 0        | 0        | 0            | 54                                   | 54         | 1        | 53       | 33,057       |
| Schuyler       | 0                           | 0          | 0        | 0        | 0            | 72                                   | 79         | 11       | 68       | 46,818       |
| Seneca         | 3                           | 8          | 5        | 3        | 2,043        | 67                                   | 74         | 6        | 68       | 35,092       |
| Steuben        | 7                           | 27         | 18       | 9        | 5,066        | 380                                  | 427        | 43       | 384      | 199,845      |
| Suffolk        | 122                         | 457        | 306      | 151      | 190,648      | 3,296                                | 3,818      | 401      | 3,417    | 3,319,778    |
| Sullivan       | 2                           | 5          | 3        | 2        | 1,159        | 225                                  | 282        | 63       | 219      | 116,364      |
| Tioga          | 0                           | 0          | 0        | 0        | 0            | 104                                  | 115        | 22       | 93       | 48,125       |
| Tompkins       | 1                           | 1          | 0        | 1        | 180          | 237                                  | 289        | 51       | 238      | 134,035      |
| Ulster         | 8                           | 23         | 13       | 10       | 5,617        | 346                                  | 450        | 90       | 360      | 309,134      |
| Warren         | 0                           | 0          | 0        | 0        | 0            | 78                                   | 90         | 9        | 81       | 45,616       |
| Washington     | 3                           | 6          | 3        | 3        | 1,855        | 149                                  | 192        | 31       | 161      | 107,836      |
| Wayne          | 4                           | 13         | 9        | 4        | 2,864        | 173                                  | 184        | 10       | 174      | 68,849       |
| Westchester    | 30                          | 60         | 30       | 30       | 26,188       | 963                                  | 1,129      | 98       | 1,031    | 847,884      |
| Wyoming        | 0                           | 0          | 0        | 0        | 0            | 65                                   | 69         | 5        | 64       | 28,394       |
| Yates          | 0                           | 0          | 0        | 0        | 0            | 32                                   | 37         | 10       | 27       | 20,931       |

Note: A breakout of Safety Net Assistance-FNP-Cash and Safety Net Assistance-FNP-Non-Cash data is not available for New York City.

\* The Non-MOE category includes otherwise Temporary Assistance for Needy Families eligible or otherwise Safety Net Assistance MOE eligible non-disabled two-parent cases.



Table 14  
SAFETY NET ASSISTANCE-FNP-NON-CASH TOTAL\*  
Cases, Recipients, Children, Adults and Expenditures by Local District  
December 2017

| Local District | Safety Net Assistance-FNP-Non-Cash Total |            |          |          |              |
|----------------|--|------------|----------|----------|--------------|
|                | Cases                                    | Recipients | Children | Adults   | Expenditures |
| New York State | See Note                                 | See Note   | See Note | See Note | See Note     |
| New York City  | See Note                                 | See Note   | See Note | See Note | See Note     |
| Rest of State  | 22,418                                   | 47,068     | 23,832   | 23,236   | \$15,966,622 |
| Albany         | 594                                      | 1,271      | 667      | 604      | 467,368      |
| Allegany       | 100                                      | 160        | 63       | 97       | 52,580       |
| Broome         | 841                                      | 1,657      | 791      | 866      | 462,850      |
| Cattaraugus    | 137                                      | 188        | 56       | 132      | 79,655       |
| Cayuga         | 135                                      | 222        | 80       | 142      | 98,949       |
| Chautauqua     | 508                                      | 1,167      | 621      | 546      | 322,829      |
| Chemung        | 67                                       | 120        | 50       | 70       | 51,707       |
| Chenango       | 36                                       | 65         | 27       | 38       | 16,919       |
| Clinton        | 99                                       | 141        | 43       | 98       | 56,892       |
| Columbia       | 141                                      | 220        | 78       | 142      | 107,286      |
| Cortland       | 145                                      | 199        | 48       | 151      | 82,958       |
| Delaware       | 14                                       | 14         | 0        | 14       | 5,592        |
| Dutchess       | 219                                      | 278        | 74       | 204      | 181,172      |
| Erie           | 3,311                                    | 7,485      | 4,015    | 3,470    | 1,665,951    |
| Essex          | 6  | 10         | 3        | 7        | 4,796        |
| Franklin       | 84                                       | 173        | 81       | 92       | 45,581       |
| Fulton         | 30                                       | 38         | 8        | 30       | 23,059       |
| Genesee        | 69                                       | 123        | 52       | 71       | 47,198       |
| Greene         | 66                                       | 130        | 66       | 64       | 58,562       |
| Hamilton       | 4  | 4          | 0        | 4        | 996          |
| Herkimer       | 84                                       | 137        | 56       | 81       | 45,614       |
| Jefferson      | 271                                      | 386        | 116      | 270      | 156,044      |
| Lewis          | 25                                       | 28         | 10       | 18       | 14,550       |
| Livingston     | 121                                      | 207        | 81       | 126      | 65,274       |
| Madison        | 54                                       | 94         | 43       | 51       | 33,101       |
| Monroe         | 3,352                                    | 7,402      | 3,964    | 3,438    | 1,843,113    |
| Montgomery     | 129                                      | 275        | 136      | 139      | 74,843       |
| Nassau         | 1,333                                    | 2,910      | 1,511    | 1,399    | 1,441,214    |
| Niagara        | 571                                      | 1,149      | 566      | 583      | 289,327      |
| Oneida         | 830                                      | 2,263      | 1,374    | 889      | 483,651      |
| Onondaga       | 1,112                                    | 2,810      | 1,645    | 1,165    | 595,950      |
| Ontario        | 181                                      | 245        | 68       | 177      | 150,298      |
| Orange         | 657                                      | 1,347      | 665      | 682      | 638,861      |
| Orleans        | 100                                      | 211        | 103      | 108      | 49,758       |
| Oswego         | 295                                      | 597        | 284      | 313      | 156,233      |
| Otsego         | 39                                       | 43         | 9        | 34       | 39,916       |
| Putnam         | 23                                       | 26         | 3        | 23       | 22,276       |
| Rensselaer     | 334                                      | 993        | 634      | 359      | 234,330      |
| Rockland       | 339                                      | 660        | 297      | 363      | 210,859      |
| St. Lawrence   | 276                                      | 534        | 243      | 291      | 131,600      |
| Saratoga       | 43                                       | 48         | 4        | 44       | 41,768       |
| Schenectady    | 362                                      | 923        | 532      | 391      | 244,354      |
| Schoharie      | 17                                       | 29         | 13       | 16       | 21,061       |
| Schuyler       | 23                                       | 42         | 17       | 25       | 15,109       |
| Seneca         | 55                                       | 85         | 36       | 49       | 26,016       |
| Steuben        | 141                                      | 254        | 121      | 133      | 95,802       |
| Suffolk        | 1,818                                    | 3,657      | 1,749    | 1,908    | 2,020,448    |
| Sullivan       | 121                                      | 236        | 111      | 125      | 69,084       |
| Tioga          | 26                                       | 45         | 18       | 27       | 25,239       |
| Tompkins       | 208                                      | 306        | 93       | 213      | 130,176      |
| Ulster         | 390                                      | 711        | 304      | 407      | 280,596      |
| Warren         | 35                                       | 53         | 17       | 36       | 29,102       |
| Washington     | 51                                       | 73         | 26       | 47       | 61,719       |
| Wayne          | 85                                       | 112        | 31       | 81       | 54,874       |
| Westchester    | 2,252                                    | 4,436      | 2,108    | 2,328    | 2,294,308    |
| Wyoming        | 33                                       | 43         | 10       | 33       | 25,498       |
| Yates          | 26                                       | 33         | 11       | 22       | 21,756       |

Note: A breakout of Safety Net Assistance-FNP-Cash and Safety Net Assistance-FNP-Non-Cash data is not available for New York City.

\* May include otherwise Temporary Assistance for Needy Families eligible or otherwise Safety Net Assistance MOE eligible non-disabled two-parent cases.

Table 15  
SAFETY NET ASSISTANCE-FNP-NON-CASH BY MAINTENANCE OF EFFORT STATUS  
Maintenance of Effort (MOE) vs. Non-Maintenance of Effort (Non-MOE)  
Cases, Recipients, Children, Adults and Expenditures by Local District  
December 2017

| Local District | Maintenance of Effort (MOE) |            |          |          |              | Non-Maintenance of Effort (Non-MOE)* |            |          |          |              |
|----------------|-----------------------------|------------|----------|----------|--------------|--------------------------------------|------------|----------|----------|--------------|
|                | Cases                       | Recipients | Children | Adults   | Expenditures | Cases                                | Recipients | Children | Adults   | Expenditures |
| New York State | See Note                    | See Note   | See Note | See Note | See Note     | See Note                             | See Note   | See Note | See Note | See Note     |
| New York City  | See Note                    | See Note   | See Note | See Note | See Note     | See Note                             | See Note   | See Note | See Note | See Note     |
| Rest of State  | 8,078                       | 29,142     | 20,759   | 8,383    | \$6,919,893  | 14,340                               | 17,926     | 3,073    | 14,853   | \$9,046,729  |
| Albany         | 226                         | 825        | 598      | 227      | 203,534      | 368                                  | 446        | 69       | 377      | 263,834      |
| Allegany       | 26                          | 81         | 56       | 25       | 14,563       | 74                                   | 79         | 7        | 72       | 38,017       |
| Broome         | 244                         | 931        | 661      | 270      | 170,145      | 597                                  | 726        | 130      | 596      | 292,705      |
| Cattaraugus    | 20                          | 67         | 47       | 20       | 11,703       | 117                                  | 121        | 9        | 112      | 67,952       |
| Cayuga         | 27                          | 106        | 74       | 32       | 22,443       | 108                                  | 116        | 6        | 110      | 76,506       |
| Chautauqua     | 219                         | 762        | 530      | 232      | 153,371      | 289                                  | 405        | 91       | 314      | 169,458      |
| Chemung        | 16                          | 60         | 42       | 18       | 9,613        | 51                                   | 60         | 8        | 52       | 42,094       |
| Chenango       | 8                           | 30         | 21       | 9        | 4,841        | 28                                   | 35         | 6        | 29       | 12,078       |
| Clinton        | 18                          | 57         | 39       | 18       | 11,025       | 81                                   | 84         | 4        | 80       | 45,867       |
| Columbia       | 28                          | 97         | 69       | 28       | 25,522       | 113                                  | 123        | 9        | 114      | 81,764       |
| Cortland       | 22                          | 66         | 41       | 25       | 12,474       | 123                                  | 133        | 7        | 126      | 70,484       |
| Delaware       | 0                           | 0          | 0        | 0        | 0            | 14                                   | 14         | 0        | 14       | 5,592        |
| Dutchess       | 16                          | 65         | 49       | 16       | 16,257       | 203                                  | 213        | 25       | 188      | 164,915      |
| Erie           | 1,228                       | 4,650      | 3,387    | 1,263    | 748,374      | 2,083                                | 2,835      | 628      | 2,207    | 917,577      |
| Essex          | 1                           | 3          | 2        | 1        | 731          | 5                                    | 7          | 1        | 6        | 4,065        |
| Franklin       | 29                          | 114        | 78       | 36       | 17,316       | 55                                   | 59         | 3        | 56       | 28,265       |
| Fulton         | 2                           | 7          | 6        | 1        | 1,663        | 28                                   | 31         | 2        | 29       | 21,396       |
| Genesee        | 17                          | 71         | 52       | 19       | 12,624       | 52                                   | 52         | 0        | 52       | 34,574       |
| Greene         | 24                          | 85         | 63       | 22       | 19,295       | 42                                   | 45         | 3        | 42       | 39,267       |
| Hamilton       | 0                           | 0          | 0        | 0        | 0            | 4                                    | 4          | 0        | 4        | 996          |
| Herkimer       | 20                          | 70         | 52       | 18       | 14,982       | 64                                   | 67         | 4        | 63       | 30,632       |
| Jefferson      | 46                          | 141        | 91       | 50       | 25,763       | 225                                  | 245        | 25       | 220      | 130,281      |
| Lewis          | 2                           | 5          | 3        | 2        | 681          | 23                                   | 23         | 7        | 16       | 13,869       |
| Livingston     | 30                          | 105        | 73       | 32       | 18,035       | 91                                   | 102        | 8        | 94       | 47,239       |
| Madison        | 11                          | 46         | 35       | 11       | 7,102        | 43                                   | 48         | 8        | 40       | 25,999       |
| Monroe         | 1,513                       | 5,346      | 3,781    | 1,565    | 945,666      | 1,839                                | 2,056      | 183      | 1,873    | 897,447      |
| Montgomery     | 49                          | 172        | 116      | 56       | 29,297       | 80                                   | 103        | 20       | 83       | 45,546       |
| Nassau         | 544                         | 1,845      | 1,289    | 556      | 817,998      | 789                                  | 1,065      | 222      | 843      | 623,216      |
| Niagara        | 179                         | 656        | 475      | 181      | 109,921      | 392                                  | 493        | 91       | 402      | 179,406      |
| Oneida         | 383                         | 1,541      | 1,149    | 392      | 243,398      | 447                                  | 722        | 225      | 497      | 240,253      |
| Onondaga       | 466                         | 1,847      | 1,374    | 473      | 294,547      | 646                                  | 963        | 271      | 692      | 301,403      |
| Ontario        | 18                          | 77         | 58       | 19       | 11,875       | 163                                  | 168        | 10       | 158      | 138,423      |
| Orange         | 244                         | 830        | 580      | 250      | 265,430      | 413                                  | 517        | 85       | 432      | 373,431      |
| Orleans        | 35                          | 128        | 88       | 40       | 21,883       | 65                                   | 83         | 15       | 68       | 27,875       |
| Oswego         | 96                          | 345        | 238      | 107      | 64,903       | 199                                  | 252        | 46       | 206      | 91,330       |
| Otsego         | 2                           | 6          | 4        | 2        | 6,249        | 37                                   | 37         | 5        | 32       | 33,667       |
| Putnam         | 1                           | 4          | 3        | 1        | 403          | 22                                   | 22         | 0        | 22       | 21,873       |
| Rensselaer     | 216                         | 772        | 550      | 222      | 128,370      | 118                                  | 221        | 84       | 137      | 105,960      |
| Rockland       | 56                          | 210        | 152      | 58       | 38,593       | 283                                  | 450        | 145      | 305      | 172,266      |
| St. Lawrence   | 81                          | 275        | 190      | 85       | 40,596       | 195                                  | 259        | 53       | 206      | 91,004       |
| Saratoga       | 1                           | 6          | 4        | 2        | 1,042        | 42                                   | 42         | 0        | 42       | 40,726       |
| Schenectady    | 168                         | 637        | 463      | 174      | 113,057      | 194                                  | 286        | 69       | 217      | 131,297      |
| Schoharie      | 4                           | 16         | 12       | 4        | 10,977       | 13                                   | 13         | 1        | 12       | 10,084       |
| Schuyler       | 5                           | 24         | 17       | 7        | 2,995        | 18                                   | 18         | 0        | 18       | 12,114       |
| Seneca         | 13                          | 36         | 24       | 12       | 6,749        | 42                                   | 49         | 12       | 37       | 19,267       |
| Steuben        | 39                          | 134        | 97       | 37       | 25,862       | 102                                  | 120        | 24       | 96       | 69,940       |
| Suffolk        | 560                         | 2,098      | 1,507    | 591      | 797,835      | 1,258                                | 1,559      | 242      | 1,317    | 1,222,613    |
| Sullivan       | 39                          | 140        | 102      | 38       | 28,637       | 82                                   | 96         | 9        | 87       | 40,447       |
| Tioga          | 5                           | 24         | 18       | 6        | 2,936        | 21                                   | 21         | 0        | 21       | 22,303       |
| Tompkins       | 36                          | 121        | 80       | 41       | 27,160       | 172                                  | 185        | 13       | 172      | 103,016      |
| Ulster         | 125                         | 391        | 259      | 132      | 97,309       | 265                                  | 320        | 45       | 275      | 183,287      |
| Warren         | 8                           | 26         | 17       | 9        | 4,731        | 27                                   | 27         | 0        | 27       | 24,371       |
| Washington     | 6                           | 27         | 19       | 8        | 9,495        | 45                                   | 46         | 7        | 39       | 52,224       |
| Wayne          | 10                          | 29         | 19       | 10       | 4,884        | 75                                   | 83         | 12       | 71       | 49,990       |
| Westchester    | 889                         | 2,912      | 1,988    | 924      | 1,238,155    | 1,363                                | 1,524      | 120      | 1,404    | 1,056,153    |
| Wyoming        | 4                           | 14         | 10       | 4        | 5,118        | 29                                   | 29         | 0        | 29       | 20,380       |
| Yates          | 3                           | 9          | 7        | 2        | 1,765        | 23                                   | 24         | 4        | 20       | 19,991       |

Note: A breakout of Safety Net Assistance-FNP-Cash and Safety Net Assistance-FNP-Non-Cash data is not available for New York City.

\* The Non-MOE category includes otherwise Temporary Assistance for Needy Families eligible or otherwise Safety Net Assistance MOE eligible non-disabled two-parent cases.

Table 16  
**SUPPLEMENTAL NUTRITION ASSISTANCE PROGRAM**  
Households, Persons and Value of Supplemental Nutrition Assistance Program Benefits by Local District  
December 2017

| Local District | Total      |           |               | Temporary Assistance |         |               | Non-Temporary Assistance |           |               |
|----------------|------------|-----------|---------------|----------------------|---------|---------------|--------------------------|-----------|---------------|
|                | Households | Persons   | SNAP Benefits | Households           | Persons | SNAP Benefits | Households               | Persons   | SNAP Benefits |
| New York State | 1,578,862  | 2,833,768 | \$388,109,089 | 654,836              | 973,882 | \$150,189,740 | 924,026                  | 1,859,886 | \$237,919,349 |
| New York City  | 931,216    | 1,635,635 | 238,213,698   | 436,610              | 660,511 | 103,812,429   | 494,606                  | 975,124   | 134,401,269   |
| Rest of State  | 647,646    | 1,198,133 | 149,895,391   | 218,226              | 313,371 | 46,377,311    | 429,420                  | 884,762   | 103,518,080   |
| Albany         | 18,412     | 34,257    | 4,238,713     | 6,393                | 9,493   | 1,394,580     | 12,019                   | 24,764    | 2,844,133     |
| Allegany       | 2,993      | 5,616     | 625,806       | 1,113                | 1,471   | 216,295       | 1,880                    | 4,145     | 409,511       |
| Broome         | 16,631     | 29,934    | 3,789,625     | 6,591                | 9,715   | 1,485,119     | 10,040                   | 20,219    | 2,304,506     |
| Cattaraugus    | 6,215      | 11,761    | 1,324,582     | 1,945                | 2,487   | 378,058       | 4,270                    | 9,274     | 946,524       |
| Cayuga         | 5,273      | 9,977     | 1,189,336     | 1,539                | 2,145   | 320,726       | 3,734                    | 7,832     | 868,610       |
| Chautauqua     | 12,845     | 24,475    | 3,028,411     | 4,170                | 6,443   | 956,813       | 8,675                    | 18,032    | 2,071,598     |
| Chemung        | 7,439      | 14,116    | 1,771,350     | 2,174                | 2,686   | 411,118       | 5,265                    | 11,430    | 1,360,232     |
| Chenango       | 3,443      | 6,610     | 744,245       | 1,068                | 1,329   | 194,270       | 2,375                    | 5,281     | 549,975       |
| Clinton        | 6,428      | 10,854    | 1,277,890     | 2,263                | 2,756   | 416,719       | 4,165                    | 8,098     | 861,171       |
| Columbia       | 3,482      | 5,823     | 716,496       | 1,229                | 1,572   | 238,505       | 2,253                    | 4,251     | 477,991       |
| Cortland       | 3,411      | 6,256     | 737,183       | 1,090                | 1,489   | 232,520       | 2,321                    | 4,767     | 504,663       |
| Delaware       | 2,866      | 5,436     | 612,663       | 771                  | 895     | 129,294       | 2,095                    | 4,541     | 483,369       |
| Dutchess       | 10,672     | 18,073    | 2,279,565     | 3,528                | 4,257   | 658,935       | 7,144                    | 13,816    | 1,620,630     |
| Erie           | 81,244     | 150,599   | 19,473,563    | 27,988               | 44,334  | 6,635,617     | 53,256                   | 106,265   | 12,837,946    |
| Essex          | 1,933      | 3,396     | 408,588       | 688                  | 786     | 124,303       | 1,245                    | 2,610     | 284,285       |
| Franklin       | 3,996      | 6,966     | 880,258       | 1,502                | 1,908   | 300,865       | 2,494                    | 5,058     | 579,393       |
| Fulton         | 4,531      | 7,906     | 951,634       | 1,361                | 1,578   | 249,062       | 3,170                    | 6,328     | 702,572       |
| Genesee        | 3,004      | 5,376     | 609,626       | 918                  | 1,222   | 183,084       | 2,086                    | 4,154     | 426,542       |
| Greene         | 2,941      | 4,962     | 630,935       | 1,011                | 1,283   | 191,374       | 1,930                    | 3,679     | 439,561       |
| Hamilton       | 223        | 369       | 44,257        | 63                   | 72      | 12,062        | 160                      | 297       | 32,195        |
| Herkimer       | 4,994      | 9,136     | 1,048,388     | 1,209                | 1,500   | 232,520       | 3,785                    | 7,636     | 815,868       |
| Jefferson      | 8,261      | 15,180    | 1,842,129     | 2,537                | 3,418   | 528,951       | 5,724                    | 11,762    | 1,313,178     |
| Lewis          | 1,833      | 3,391     | 362,972       | 414                  | 468     | 69,183        | 1,419                    | 2,923     | 293,789       |
| Livingston     | 3,621      | 6,634     | 789,157       | 1,291                | 1,897   | 285,171       | 2,330                    | 4,737     | 503,986       |
| Madison        | 3,975      | 7,582     | 904,871       | 1,041                | 1,309   | 203,205       | 2,934                    | 6,273     | 701,666       |
| Monroe         | 66,192     | 120,489   | 15,487,242    | 24,764               | 38,285  | 5,591,494     | 41,428                   | 82,204    | 9,895,748     |
| Montgomery     | 4,509      | 9,003     | 1,082,837     | 1,448                | 2,178   | 321,525       | 3,061                    | 6,825     | 761,312       |
| Nassau         | 34,304     | 52,813    | 6,567,827     | 14,107               | 18,448  | 2,635,022     | 20,197                   | 34,365    | 3,932,805     |
| Niagara        | 17,071     | 30,161    | 3,802,032     | 5,456                | 7,610   | 1,168,756     | 11,615                   | 22,551    | 2,633,276     |
| Oneida         | 20,216     | 40,281    | 4,996,014     | 7,494                | 12,447  | 1,802,924     | 12,722                   | 27,834    | 3,193,090     |
| Onondaga       | 36,307     | 69,352    | 8,670,574     | 12,994               | 21,511  | 3,108,756     | 23,313                   | 47,841    | 5,561,818     |
| Ontario        | 5,100      | 8,921     | 1,063,530     | 1,726                | 2,281   | 355,547       | 3,374                    | 6,640     | 707,983       |
| Orange         | 17,619     | 41,517    | 5,119,471     | 5,598                | 7,835   | 1,121,015     | 12,021                   | 33,682    | 3,998,456     |
| Orleans        | 3,122      | 5,936     | 690,319       | 1,026                | 1,499   | 226,922       | 2,096                    | 4,437     | 463,397       |
| Oswego         | 9,489      | 19,055    | 2,255,937     | 2,944                | 4,646   | 669,496       | 6,545                    | 14,409    | 1,586,441     |
| Otsego         | 3,218      | 5,913     | 675,295       | 941                  | 1,070   | 161,680       | 2,277                    | 4,843     | 513,615       |
| Putnam         | 1,549      | 2,377     | 289,250       | 501                  | 549     | 80,517        | 1,048                    | 1,828     | 208,733       |
| Rensselaer     | 8,016      | 15,840    | 1,931,034     | 3,125                | 5,379   | 744,268       | 4,891                    | 10,461    | 1,186,766     |
| Rockland       | 15,328     | 43,378    | 5,364,475     | 3,760                | 4,789   | 737,857       | 11,568                   | 38,589    | 4,626,618     |
| St. Lawrence   | 7,978      | 15,043    | 1,761,011     | 2,897                | 3,924   | 565,375       | 5,081                    | 11,119    | 1,195,636     |
| Saratoga       | 7,838      | 13,508    | 1,556,136     | 1,890                | 2,056   | 334,259       | 5,948                    | 11,452    | 1,221,877     |
| Schenectady    | 11,387     | 21,557    | 2,723,274     | 4,488                | 6,651   | 960,044       | 6,899                    | 14,906    | 1,763,230     |
| Schoharie      | 1,973      | 3,496     | 412,957       | 520                  | 617     | 97,468        | 1,453                    | 2,879     | 315,489       |
| Schuyler       | 1,204      | 2,311     | 253,430       | 331                  | 469     | 69,192        | 873                      | 1,842     | 184,238       |
| Seneca         | 1,753      | 3,196     | 366,636       | 573                  | 708     | 105,636       | 1,180                    | 2,488     | 261,000       |
| Steuben        | 5,698      | 10,982    | 1,250,273     | 1,897                | 2,519   | 373,095       | 3,801                    | 8,463     | 877,178       |
| Suffolk        | 63,411     | 107,559   | 14,026,205    | 19,387               | 25,908  | 3,833,113     | 44,024                   | 81,651    | 10,193,092    |
| Sullivan       | 6,621      | 13,270    | 1,660,845     | 1,909                | 2,427   | 349,238       | 4,712                    | 10,843    | 1,311,607     |
| Tioga          | 2,767      | 5,416     | 589,623       | 777                  | 984     | 148,943       | 1,990                    | 4,432     | 440,680       |
| Tompkins       | 4,433      | 7,932     | 981,638       | 1,469                | 1,917   | 297,996       | 2,964                    | 6,015     | 683,642       |
| Ulster         | 10,647     | 18,126    | 2,333,442     | 3,393                | 4,451   | 685,556       | 7,254                    | 13,675    | 1,647,886     |
| Warren         | 3,830      | 6,696     | 778,815       | 1,149                | 1,341   | 213,676       | 2,681                    | 5,355     | 565,139       |
| Washington     | 3,640      | 6,821     | 775,516       | 1,037                | 1,337   | 199,454       | 2,603                    | 5,484     | 576,062       |
| Wayne          | 5,007      | 9,057     | 1,021,308     | 1,645                | 2,087   | 316,746       | 3,362                    | 6,970     | 704,562       |
| Westchester    | 43,949     | 78,460    | 10,577,347    | 14,290               | 19,998  | 2,912,502     | 29,659                   | 58,462    | 7,664,845     |
| Wyoming        | 1,492      | 2,584     | 274,693       | 464                  | 563     | 83,246        | 1,028                    | 2,021     | 191,447       |
| Yates          | 1,312      | 2,398     | 274,162       | 329                  | 374     | 57,644        | 983                      | 2,024     | 216,518       |

Note: Supplemental Nutrition Assistance Program households containing only Supplemental Security Income recipients or a mix of Temporary Assistance and Supplemental Security Income recipients are counted as Temporary Assistance.

Table 17  
**SUPPLEMENTAL SECURITY INCOME**  
 Recipients, Total Program Expenditures and Federal and State Shares, by Local District  
 December 2017

| Local District  | Recipients | Expenditures  |               |              |
|-----------------|------------|---------------|---------------|--------------|
|                 |            | Total         | Federal       | State        |
| New York State* | 692,167    | \$408,031,757 | \$357,260,704 | \$50,771,053 |
| New York City   | 414,430    | 245,801,429   | 216,945,966   | 28,855,463   |
| Rest of State   | 273,951    | 160,376,978   | 139,043,809   | 21,333,169   |
| Albany          | 7,437      | 4,247,917     | 3,738,422     | 509,495      |
| Allegany        | 1,534      | 931,717       | 820,948       | 110,769      |
| Broome          | 7,495      | 4,484,845     | 4,013,590     | 471,255      |
| Cattaraugus     | 2,594      | 1,570,723     | 1,381,713     | 189,010      |
| Cayuga          | 2,030      | 1,149,768     | 981,413       | 168,355      |
| Chautauqua      | 4,883      | 2,923,727     | 2,568,272     | 355,455      |
| Chemung         | 3,447      | 1,971,748     | 1,743,592     | 228,156      |
| Chenango        | 1,665      | 909,391       | 806,247       | 103,144      |
| Clinton         | 2,999      | 1,660,572     | 1,441,411     | 219,161      |
| Columbia        | 1,621      | 962,916       | 776,573       | 186,343      |
| Cortland        | 1,223      | 696,094       | 608,042       | 88,052       |
| Delaware        | 1,333      | 740,312       | 638,615       | 101,697      |
| Dutchess        | 5,824      | 3,452,393     | 2,837,737     | 614,656      |
| Erie            | 30,289     | 18,274,092    | 16,075,099    | 2,198,993    |
| Essex           | 1,086      | 627,146       | 495,646       | 131,500      |
| Franklin        | 1,831      | 1,128,489     | 973,079       | 155,410      |
| Fulton          | 2,262      | 1,323,400     | 1,127,383     | 196,017      |
| Genesee         | 1,273      | 700,890       | 574,744       | 126,146      |
| Greene          | 1,516      | 899,440       | 785,986       | 113,454      |
| Hamilton        | 60         | 27,075        | 23,592        | 3,483        |
| Herkimer        | 1,762      | 983,326       | 840,161       | 143,165      |
| Jefferson       | 2,894      | 1,657,291     | 1,429,199     | 228,092      |
| Lewis           | 620        | 338,133       | 298,015       | 40,118       |
| Livingston      | 1,301      | 745,785       | 669,951       | 75,834       |
| Madison         | 1,412      | 769,565       | 670,490       | 99,075       |
| Monroe          | 28,096     | 17,546,646    | 15,593,527    | 1,953,119    |
| Montgomery      | 2,008      | 1,210,213     | 1,052,011     | 158,202      |
| Nassau          | 18,629     | 10,279,748    | 8,745,507     | 1,534,241    |
| Niagara         | 6,397      | 3,838,424     | 3,366,303     | 472,121      |
| Oneida          | 8,621      | 4,997,468     | 4,405,206     | 592,262      |
| Onondaga        | 15,316     | 9,396,161     | 8,399,566     | 996,595      |
| Ontario         | 1,999      | 1,167,515     | 1,034,068     | 133,447      |
| Orange          | 7,468      | 4,403,616     | 3,802,198     | 601,418      |
| Orleans         | 1,004      | 560,703       | 497,221       | 63,482       |
| Oswego          | 3,530      | 2,046,315     | 1,839,464     | 206,851      |
| Otsego          | 1,530      | 885,922       | 742,387       | 143,535      |
| Putnam          | 940        | 497,549       | 407,054       | 90,495       |
| Rensselaer      | 4,780      | 2,865,849     | 2,480,125     | 385,724      |
| Rockland        | 5,607      | 3,248,109     | 2,496,816     | 751,293      |
| St. Lawrence    | 4,046      | 2,349,327     | 2,085,903     | 263,424      |
| Saratoga        | 3,167      | 1,725,439     | 1,496,645     | 228,794      |
| Schenectady     | 5,911      | 3,606,241     | 3,198,408     | 407,833      |
| Schoharie       | 765        | 448,826       | 374,331       | 74,495       |
| Schuyler        | 468        | 281,213       | 232,616       | 48,597       |
| Seneca          | 850        | 480,249       | 419,076       | 61,173       |
| Steuben         | 3,087      | 1,770,584     | 1,566,962     | 203,622      |
| Suffolk         | 22,795     | 13,102,693    | 11,028,742    | 2,073,951    |
| Sullivan        | 2,953      | 1,667,285     | 1,341,124     | 326,161      |
| Tioga           | 1,220      | 689,600       | 610,153       | 79,447       |
| Tompkins        | 1,712      | 962,909       | 815,157       | 147,752      |
| Ulster          | 4,499      | 2,515,008     | 2,130,218     | 384,790      |
| Warren          | 1,700      | 895,910       | 768,157       | 127,753      |
| Washington      | 1,739      | 962,017       | 832,747       | 129,270      |
| Wayne           | 2,361      | 1,367,225     | 1,217,497     | 149,728      |
| Westchester     | 19,171     | 10,770,617    | 9,171,190     | 1,599,427    |
| Wyoming         | 700        | 373,350       | 330,398       | 42,952       |
| Yates           | 491        | 287,492       | 243,112       | 44,380       |
| Mental Hygiene  | 3,786      | 1,853,350     | 1,270,929     | 582,421      |

\* Only New York State includes Mental Hygiene

Table 18  
**SUPPLEMENTAL SECURITY INCOME**  
 Recipients by Living Arrangement and Location  
 December 2017

| Living Arrangement             | New York State | New York City  | Rest of State  | Mental Hygiene |
|--------------------------------|----------------|----------------|----------------|----------------|
| Living Alone                   | 327,543        | 211,817        | 115,726        | 0              |
| Living With Others             | 274,454        | 157,648        | 116,803        | 3              |
| Living in Household of Another | 29,561         | 17,979         | 11,582         | 0              |
| Congregate Care Level 1        | 2,123          | 257            | 542            | 1,324          |
| Congregate Care Level 2        | 26,801         | 9,967          | 15,982         | 852            |
| Congregate Care Level 3        | 12,924         | 6,382          | 6,542          | 0              |
| Title XIX Institution          | 11,998         | 7,492          | 4,214          | 292            |
| Other*                         | 6,763          | 2,891          | 2,560          | 1,312          |
| <b>Total</b>                   | <b>692,167</b> | <b>414,433</b> | <b>273,951</b> | <b>3,783</b>   |

Table 19  
**SUPPLEMENTAL SECURITY INCOME**  
 Recipients by Living Arrangement and Category of Assistance  
 December 2017

| Living Arrangement             | Total          | Category of Assistance |              |                |
|--------------------------------|----------------|------------------------|--------------|----------------|
|                                |                | Aged                   | Blind        | Disabled       |
| Living Alone                   | 327,543        | 93,105                 | 1,288        | 233,150        |
| Living With Others             | 274,454        | 27,587                 | 1,348        | 245,519        |
| Living in Household of Another | 29,561         | 8,393                  | 213          | 20,955         |
| Congregate Care Level 1        | 2,123          | 241                    | 11           | 1,871          |
| Congregate Care Level 2        | 26,801         | 1,793                  | 94           | 24,914         |
| Congregate Care Level 3        | 12,924         | 5,314                  | 27           | 7,583          |
| Title XIX Institution & Other* | 18,761         | 2,912                  | 89           | 15,760         |
| <b>Total</b>                   | <b>692,167</b> | <b>139,345</b>         | <b>3,070</b> | <b>549,752</b> |

\* "Other" includes recipients either a) residing in a private medical facility and Medicaid is paying for less than 50% of the cost of care, b) residing in certain publicly operated residential facilities serving 16 or fewer residents, or c) residing in a public emergency shelter for six calendar months during a nine month period. Such cases receive no state Supplemental Security Income supplement.

Table 20  
CHILD SUPPORT COLLECTIONS (IV-D)  
December 2017

| Local District | Total            | Current Assistance | Former Assistance | Never Assistance |
|----------------|------------------|--------------------|-------------------|------------------|
| New York State | \$168,531,263.78 | \$5,848,009.91     | \$90,080,563.89   | \$72,602,689.98  |
| New York City  | 70,940,421.31    | 2,901,026.23       | 38,678,041.00     | 29,361,354.08    |
| Rest of State  | 97,590,842.47    | 2,946,983.68       | 51,402,522.89     | 43,241,335.90    |
| Albany         | 2,538,398.40     | 76,926.59          | 1,179,366.04      | 1,282,105.77     |
| Allegany       | 522,125.46       | 21,144.16          | 345,400.78        | 155,580.52       |
| Broome         | 1,446,044.84     | 75,981.26          | 849,811.58        | 520,252.00       |
| Cattaraugus    | 865,590.22       | 39,695.73          | 522,562.13        | 303,332.36       |
| Cayuga         | 847,156.70       | 29,559.83          | 529,583.99        | 288,012.88       |
| Chautauqua     | 1,153,679.82     | 70,879.25          | 768,274.90        | 314,525.67       |
| Chemung        | 830,720.35       | 30,258.87          | 522,356.55        | 278,104.93       |
| Chenango       | 470,241.16       | 22,124.98          | 277,055.31        | 171,060.87       |
| Clinton        | 920,630.75       | 44,423.25          | 515,738.24        | 360,469.26       |
| Columbia       | 498,762.34       | 23,375.54          | 266,950.31        | 208,436.49       |
| Cortland       | 440,141.95       | 18,453.87          | 256,529.35        | 165,158.73       |
| Delaware       | 369,777.11       | 11,390.10          | 252,874.01        | 105,513.00       |
| Dutchess       | 2,783,847.34     | 52,103.97          | 1,191,428.45      | 1,540,314.92     |
| Erie           | 7,244,371.88     | 332,991.12         | 4,185,961.50      | 2,725,419.26     |
| Essex          | 320,304.92       | 11,468.28          | 172,449.08        | 136,387.56       |
| Franklin       | 476,189.73       | 12,836.81          | 274,384.01        | 188,968.91       |
| Fulton         | 558,080.45       | 11,648.96          | 397,710.03        | 148,721.46       |
| Genesee        | 524,064.65       | 12,270.04          | 316,623.83        | 195,170.78       |
| Greene         | 400,410.28       | 10,062.99          | 235,656.75        | 154,690.54       |
| Hamilton       | 24,966.96        | 162.50             | 15,392.83         | 9,411.63         |
| Herkimer       | 542,934.90       | 22,572.36          | 338,227.08        | 182,135.46       |
| Jefferson      | 1,327,870.97     | 47,676.64          | 599,241.11        | 680,953.22       |
| Lewis          | 354,840.65       | 6,168.84           | 247,617.03        | 101,054.78       |
| Livingston     | 673,499.31       | 36,849.68          | 444,469.58        | 192,180.05       |
| Madison        | 551,397.19       | 18,264.73          | 342,784.01        | 190,348.45       |
| Monroe         | 6,367,655.99     | 240,607.03         | 3,823,331.18      | 2,303,717.78     |
| Montgomery     | 554,091.05       | 26,011.52          | 379,685.24        | 148,394.29       |
| Nassau         | 9,352,292.74     | 139,934.81         | 3,982,409.78      | 5,229,948.15     |
| Niagara        | 1,797,729.73     | 73,524.88          | 1,161,483.42      | 562,721.43       |
| Oneida         | 1,751,787.74     | 100,758.65         | 1,124,160.69      | 526,868.40       |
| Onondaga       | 4,114,998.43     | 128,021.24         | 2,495,054.67      | 1,491,922.52     |
| Ontario        | 991,153.14       | 40,709.52          | 609,119.31        | 341,324.31       |
| Orange         | 3,807,131.68     | 101,981.02         | 1,610,396.62      | 2,094,754.04     |
| Orleans        | 404,730.18       | 23,886.69          | 252,253.97        | 128,589.52       |
| Oswego         | 1,266,952.39     | 47,096.15          | 808,401.17        | 411,455.07       |
| Otsego         | 421,259.07       | 10,785.06          | 225,017.42        | 185,456.59       |
| Putnam         | 720,263.03       | 6,027.61           | 260,402.61        | 453,832.81       |
| Rensselaer     | 1,722,190.12     | 76,700.83          | 837,444.28        | 808,045.01       |
| Rockland       | 2,596,745.10     | 34,141.55          | 1,195,278.77      | 1,367,324.78     |
| St. Lawrence   | 1,126,684.59     | 33,215.88          | 766,508.13        | 326,960.58       |
| Saratoga       | 1,825,014.27     | 17,799.65          | 909,206.57        | 898,008.05       |
| Schenectady    | 1,497,264.15     | 54,128.22          | 725,729.47        | 717,406.46       |
| Schoharie      | 362,986.49       | 15,054.12          | 227,620.34        | 120,312.03       |
| Schuyler       | 166,699.16       | 4,798.49           | 122,755.87        | 39,144.80        |
| Seneca         | 315,180.70       | 11,160.37          | 190,879.17        | 113,141.16       |
| Steuben        | 992,425.18       | 39,625.65          | 628,012.11        | 324,787.42       |
| Suffolk        | 14,833,160.10    | 296,854.65         | 7,445,696.34      | 7,090,609.11     |
| Sullivan       | 681,433.52       | 19,713.56          | 349,747.06        | 311,972.90       |
| Tioga          | 468,321.77       | 16,583.14          | 304,754.08        | 146,984.55       |
| Tompkins       | 618,227.94       | 21,366.73          | 334,981.69        | 261,879.52       |
| Ulster         | 1,688,557.35     | 53,855.23          | 886,569.82        | 748,132.30       |
| Warren         | 783,564.09       | 19,024.48          | 419,760.81        | 344,778.80       |
| Washington     | 699,145.08       | 34,497.88          | 402,712.07        | 261,935.13       |
| Wayne          | 947,297.59       | 24,470.88          | 487,544.42        | 435,282.29       |
| Westchester    | 7,403,697.74     | 172,200.57         | 3,026,761.80      | 4,204,735.37     |
| Wyoming        | 433,813.46       | 16,476.34          | 235,635.09        | 181,702.03       |
| Yates          | 192,340.57       | 6,680.93           | 124,760.44        | 60,899.20        |

Table 21  
**AGGREGATE CLAIMS**  
**TOTAL TEMPORARY ASSISTANCE**  
Family Assistance and Safety Net Assistance  
December 2017

| Month          | New York State |                  |                         | New York City |                  |                         | Rest of State |                  |                         |
|----------------|----------------|------------------|-------------------------|---------------|------------------|-------------------------|---------------|------------------|-------------------------|
|                | Recipients     | Net Expenditures | Monthly Average Payment | Recipients    | Net Expenditures | Monthly Average Payment | Recipients    | Net Expenditures | Monthly Average Payment |
| January 2016   | 566,387        | \$251,650,408    | \$444.31                | 358,130       | \$191,672,607    | \$535.20                | 208,257       | \$59,977,801     | \$288.00                |
| February 2016  | 570,207        | \$230,477,664    | \$404.20                | 360,222       | \$163,700,421    | \$454.44                | 209,985       | \$66,777,243     | \$318.01                |
| March 2016     | 570,613        | \$228,648,656    | \$400.71                | 361,848       | \$159,795,820    | \$441.61                | 208,765       | \$68,852,836     | \$329.81                |
| April 2016     | 568,545        | \$200,276,299    | \$352.26                | 362,227       | \$140,745,693    | \$388.56                | 206,318       | \$59,530,606     | \$288.54                |
| May 2016       | 566,631        | \$220,055,668    | \$388.36                | 361,272       | \$154,442,454    | \$427.50                | 205,359       | \$65,613,214     | \$319.50                |
| June 2016      | 564,962        | \$236,688,457    | \$418.95                | 361,353       | \$172,718,836    | \$477.98                | 203,609       | \$63,969,621     | \$314.18                |
| July 2016      | 561,571        | \$225,258,006    | \$401.12                | 361,085       | \$165,999,356    | \$459.72                | 200,486       | \$59,258,650     | \$295.58                |
| August 2016    | 561,068        | \$200,276,299    | \$356.96                | 360,836       | \$140,745,693    | \$390.05                | 200,232       | \$59,530,606     | \$297.31                |
| September 2016 | 561,352        | \$205,073,318    | \$365.32                | 362,223       | \$146,047,531    | \$403.20                | 199,129       | \$59,025,787     | \$296.42                |
| October 2016   | 562,461        | \$224,146,470    | \$398.51                | 364,927       | \$164,964,111    | \$452.05                | 197,534       | \$59,182,359     | \$299.61                |
| November 2016  | 556,138        | \$213,558,197    | \$384.00                | 361,384       | \$156,004,728    | \$431.69                | 194,754       | \$57,553,469     | \$295.52                |
| December 2016  | 560,561        | \$339,288,043    | \$605.27                | 363,877       | \$272,488,650    | \$748.85                | 196,684       | \$66,799,393     | \$339.63                |
| January 2017   | 556,305        | \$267,302,798    | \$480.50                | 361,803       | \$208,688,987    | \$576.80                | 194,502       | \$58,613,811     | \$301.35                |
| February 2017  | 552,847        | \$206,079,054    | \$372.76                | 358,679       | \$149,996,304    | \$418.19                | 194,168       | \$56,082,750     | \$288.84                |
| March 2017     | 554,361        | \$228,991,116    | \$413.07                | 359,067       | \$167,133,969    | \$465.47                | 195,294       | \$61,857,147     | \$316.74                |
| April 2017     | 546,885        | \$201,946,679    | \$369.27                | 356,898       | \$144,516,510    | \$404.92                | 189,987       | \$57,430,169     | \$302.28                |
| May 2017       | 544,172        | \$217,334,355    | \$399.39                | 355,157       | \$159,932,536    | \$450.32                | 189,015       | \$57,401,819     | \$303.69                |
| June 2017      | 546,276        | \$217,076,414    | \$397.37                | 356,854       | \$157,698,592    | \$441.91                | 189,422       | \$59,377,822     | \$313.47                |
| July 2017      | 543,012        | \$195,859,510    | \$360.69                | 358,206       | \$141,084,530    | \$393.86                | 184,806       | \$54,774,980     | \$296.39                |
| August 2017    | 543,788        | \$198,137,015    | \$364.36                | 358,219       | \$140,502,791    | \$392.23                | 185,569       | \$57,634,224     | \$310.58                |
| September 2017 | 541,117        | \$206,749,504    | \$382.08                | 358,976       | \$152,271,391    | \$424.18                | 182,141       | \$54,478,113     | \$299.10                |
| October 2017   | 542,470        | \$220,515,592    | \$406.50                | 360,921       | \$160,921,730    | \$445.86                | 181,549       | \$59,593,862     | \$328.25                |
| November 2017  | 539,767        | \$200,762,700    | \$371.94                | 359,612       | \$142,610,475    | \$396.57                | 180,155       | \$58,152,225     | \$322.79                |
| December 2017  | 541,150        | \$51,031,270     | \$94.30                 | 361,329       | \$13,334,608     | \$36.90                 | 179,821       | \$37,696,662     | \$209.63                |

Note: Data pursuant to a New York State Legislative mandate S. 6057-B/A. 9557-B, Chapter 57, L. 2004.

Based on local district claims submitted on claims Schedules A and C. Includes reimbursable expenditures for basic assistance, rent supplements, family shelters, domestic violence shelters, security deposits, transitional services, diversion transportation, diversion payments, and other non-assistance. These claims are net of cancellations and refunds, and include any reconciliations and supplemental claims applied to the month after initial expenditure reporting is done. Thus, these data differ from the expenditure data presented elsewhere in this document, which are derived from original payment issuance activity during the month, net of cancellations and refunds in that month.

District claiming activity for recent months is generally not complete before the statutorily required due date for this report. Thus, claims for recent months may appear substantially below those for earlier months. Claims tables in future months of this report will continue to include the historical periods above, adjusted for claiming activity occurring subsequent to this report.

Table 22  
**AGGREGATE CLAIMS**  
**FEDERALLY PARTICIPATING - TANF**  
**Family Assistance-FP and Safety Net Assistance-FP**  
**December 2017**

| Month          | New York State |                  |                         | New York City |                  |                         | Rest of State |                  |                         |
|----------------|----------------|------------------|-------------------------|---------------|------------------|-------------------------|---------------|------------------|-------------------------|
|                | Recipients     | Net Expenditures | Monthly Average Payment | Recipients    | Net Expenditures | Monthly Average Payment | Recipients    | Net Expenditures | Monthly Average Payment |
| January 2016   | 242,042        | \$103,923,121    | \$429.36                | 136,565       | \$75,528,638     | \$553.06                | 105,477       | \$28,394,483     | \$269.20                |
| February 2016  | 242,094        | \$93,710,321     | \$387.08                | 136,171       | \$62,626,190     | \$459.91                | 105,923       | \$31,084,131     | \$293.46                |
| March 2016     | 241,039        | \$92,790,201     | \$384.96                | 136,214       | \$60,542,058     | \$444.46                | 104,825       | \$32,248,143     | \$307.64                |
| April 2016     | 237,875        | \$75,161,823     | \$315.97                | 135,187       | \$47,954,994     | \$354.73                | 102,688       | \$27,206,829     | \$264.95                |
| May 2016       | 236,187        | \$88,886,965     | \$376.34                | 134,332       | \$58,717,577     | \$437.11                | 101,855       | \$30,169,388     | \$296.20                |
| June 2016      | 235,393        | \$96,880,556     | \$411.57                | 133,973       | \$67,183,204     | \$501.47                | 101,420       | \$29,697,352     | \$292.82                |
| July 2016      | 233,623        | \$89,555,771     | \$383.33                | 133,470       | \$62,194,084     | \$465.98                | 100,153       | \$27,361,687     | \$273.20                |
| August 2016    | 233,087        | \$75,161,823     | \$322.46                | 133,361       | \$47,954,994     | \$359.59                | 99,726        | \$27,206,829     | \$272.82                |
| September 2016 | 233,305        | \$80,237,693     | \$343.92                | 134,043       | \$52,447,458     | \$391.27                | 99,262        | \$27,790,235     | \$279.97                |
| October 2016   | 233,594        | \$90,191,158     | \$386.10                | 135,400       | \$62,822,946     | \$463.98                | 98,194        | \$27,368,212     | \$278.72                |
| November 2016  | 230,548        | \$84,410,812     | \$366.13                | 133,639       | \$58,197,116     | \$435.48                | 96,909        | \$26,213,696     | \$270.50                |
| December 2016  | 230,463        | \$132,414,707    | \$574.56                | 133,118       | \$100,354,777    | \$753.88                | 97,345        | \$32,059,930     | \$329.34                |
| January 2017   | 227,817        | \$104,607,566    | \$459.17                | 131,575       | \$78,256,454     | \$594.77                | 96,242        | \$26,351,112     | \$273.80                |
| February 2017  | 225,461        | \$80,910,837     | \$358.87                | 129,646       | \$55,206,739     | \$425.83                | 95,815        | \$25,704,098     | \$268.27                |
| March 2017     | 224,444        | \$90,825,457     | \$404.67                | 129,017       | \$63,525,538     | \$492.38                | 95,427        | \$27,299,919     | \$286.08                |
| April 2017     | 219,560        | \$76,472,987     | \$348.30                | 126,578       | \$50,310,925     | \$397.47                | 92,982        | \$26,162,062     | \$281.37                |
| May 2017       | 216,884        | \$87,384,631     | \$402.91                | 124,653       | \$61,553,287     | \$493.80                | 92,231        | \$25,831,344     | \$280.07                |
| June 2017      | 216,647        | \$90,746,679     | \$418.87                | 124,070       | \$64,238,137     | \$517.76                | 92,577        | \$26,508,542     | \$286.34                |
| July 2017      | 215,310        | \$72,377,039     | \$336.15                | 124,015       | \$46,929,714     | \$378.42                | 91,295        | \$25,447,325     | \$278.74                |
| August 2017    | 214,945        | \$70,537,729     | \$328.17                | 123,190       | \$44,262,999     | \$359.31                | 91,755        | \$26,274,730     | \$286.36                |
| September 2017 | 213,833        | \$79,779,919     | \$373.09                | 123,163       | \$54,684,010     | \$444.00                | 90,670        | \$25,095,909     | \$276.78                |
| October 2017   | 215,099        | \$84,848,040     | \$394.46                | 124,562       | \$57,107,230     | \$458.46                | 90,537        | \$27,740,810     | \$306.40                |
| November 2017  | 213,094        | \$72,335,105     | \$339.45                | 122,922       | \$45,673,933     | \$371.57                | 90,172        | \$26,661,172     | \$295.67                |
| December 2017  | 213,196        | \$26,378,005     | \$123.73                | 123,178       | \$8,804,234      | \$71.48                 | 90,018        | \$17,573,771     | \$195.23                |

Note: Data pursuant to a New York State Legislative mandate S. 6057-B/A. 9557-B, Chapter 57, L. 2004.

Based on local district claims submitted on claims Schedules A and C. Includes reimbursable expenditures for basic assistance, rent supplements, family shelters, domestic violence shelters, security deposits, transitional services, diversion transportation, diversion payments, and other non-assistance. These claims are net of cancellations and refunds, and include any reconciliations and supplemental claims applied to the month after initial expenditure reporting is done. Thus, these data differ from the expenditure data presented elsewhere in this document, which are derived from original payment issuance activity during the month, net of cancellations and refunds in that month.

District claiming activity for recent months is generally not complete before the statutorily required due date for this report. Thus, claims for recent months may appear substantially below those for earlier months. Claims tables in future months of this report will continue to include the historical periods above, adjusted for claiming activity occurring subsequent to this report.



Table 23  
**AGGREGATE CLAIMS**  
**FEDERALLY NON-PARTICIPATING**  
**Safety Net Assistance-FNP Maintenance of Effort**  
**December 2017**

| Month          | New York State |                  |                         | New York City |                  |                         | Rest of State |                  |                         |
|----------------|----------------|------------------|-------------------------|---------------|------------------|-------------------------|---------------|------------------|-------------------------|
|                | Recipients     | Net Expenditures | Monthly Average Payment | Recipients    | Net Expenditures | Monthly Average Payment | Recipients    | Net Expenditures | Monthly Average Payment |
| January 2016   | 125,039        | \$40,297,902     | \$322.28                | 86,418        | \$32,199,722     | \$372.60                | 38,621        | \$8,098,180      | \$209.68                |
| February 2016  | 126,112        | \$36,187,825     | \$286.95                | 87,823        | \$26,939,727     | \$306.75                | 38,289        | \$9,248,098      | \$241.53                |
| March 2016     | 125,694        | \$40,238,294     | \$320.13                | 87,719        | \$31,106,537     | \$354.62                | 37,975        | \$9,131,757      | \$240.47                |
| April 2016     | 125,677        | \$30,154,695     | \$239.94                | 87,424        | \$22,365,523     | \$255.83                | 38,253        | \$7,789,172      | \$203.62                |
| May 2016       | 126,043        | \$35,193,908     | \$279.22                | 87,936        | \$25,920,290     | \$294.76                | 38,107        | \$9,273,618      | \$243.36                |
| June 2016      | 125,637        | \$41,603,562     | \$331.14                | 87,764        | \$32,704,982     | \$372.65                | 37,873        | \$8,898,580      | \$234.96                |
| July 2016      | 124,818        | \$36,887,051     | \$295.53                | 87,192        | \$28,793,169     | \$330.23                | 37,626        | \$8,093,882      | \$215.11                |
| August 2016    | 125,421        | \$30,154,695     | \$240.43                | 87,817        | \$22,365,523     | \$254.68                | 37,604        | \$7,789,172      | \$207.14                |
| September 2016 | 125,259        | \$37,771,107     | \$301.54                | 87,756        | \$29,879,346     | \$340.48                | 37,503        | \$7,891,761      | \$210.43                |
| October 2016   | 125,008        | \$34,382,023     | \$275.04                | 87,798        | \$26,308,819     | \$299.65                | 37,210        | \$8,073,204      | \$216.96                |
| November 2016  | 125,051        | \$30,960,490     | \$247.58                | 88,401        | \$23,398,931     | \$264.69                | 36,650        | \$7,561,559      | \$206.32                |
| December 2016  | 125,638        | \$70,056,559     | \$557.61                | 88,579        | \$61,862,310     | \$698.39                | 37,059        | \$8,194,249      | \$221.11                |
| January 2017   | 124,008        | \$41,637,136     | \$335.76                | 87,826        | \$33,677,667     | \$383.46                | 36,182        | \$7,959,469      | \$219.98                |
| February 2017  | 125,242        | \$32,459,278     | \$259.17                | 88,745        | \$24,939,613     | \$281.03                | 36,497        | \$7,519,665      | \$206.04                |
| March 2017     | 123,977        | \$40,798,016     | \$329.08                | 87,692        | \$32,469,777     | \$370.27                | 36,285        | \$8,328,239      | \$229.52                |
| April 2017     | 122,473        | \$31,992,297     | \$261.22                | 87,138        | \$24,206,411     | \$277.79                | 35,335        | \$7,785,886      | \$220.34                |
| May 2017       | 121,402        | \$34,812,007     | \$286.75                | 86,178        | \$27,068,693     | \$314.10                | 35,224        | \$7,743,314      | \$219.83                |
| June 2017      | 123,647        | \$41,974,691     | \$339.47                | 88,361        | \$34,045,229     | \$385.30                | 35,286        | \$7,929,462      | \$224.72                |
| July 2017      | 122,975        | \$30,719,457     | \$249.80                | 88,292        | \$23,179,922     | \$262.54                | 34,683        | \$7,539,535      | \$217.38                |
| August 2017    | 124,667        | \$30,577,554     | \$245.27                | 89,976        | \$22,863,731     | \$254.11                | 34,691        | \$7,713,823      | \$222.36                |
| September 2017 | 123,467        | \$33,803,556     | \$273.79                | 89,215        | \$26,720,181     | \$299.50                | 34,252        | \$7,083,375      | \$206.80                |
| October 2017   | 122,820        | \$35,169,386     | \$286.35                | 88,969        | \$26,843,087     | \$301.71                | 33,851        | \$8,326,299      | \$245.97                |
| November 2017  | 124,722        | \$31,935,769     | \$256.06                | 90,866        | \$23,717,674     | \$261.02                | 33,856        | \$8,218,095      | \$242.74                |
| December 2017  | 124,559        | \$7,940,044      | \$63.75                 | 90,839        | \$2,581,150      | \$28.41                 | 33,720        | \$5,358,894      | \$158.92                |

Note: Data pursuant to a New York State Legislative mandate S. 6057-B/A. 9557-B, Chapter 57, L. 2004.

Based on local district claims submitted on claims Schedules A and C. Includes reimbursable expenditures for basic assistance, rent supplements, family shelters, domestic violence shelters, security deposits, transitional services, diversion transportation, diversion payments, and other non-assistance. These claims are net of cancellations and refunds, and include any reconciliations and supplemental claims applied to the month after initial expenditure reporting is done. Thus, these data differ from the expenditure data presented elsewhere in this document, which are derived from original payment issuance activity during the month, net of cancellations and refunds in that month.

District claiming activity for recent months is generally not complete before the statutorily required due date for this report. Thus, claims for recent months may appear substantially below those for earlier months. Claims tables in future months of this report will continue to include the historical periods above, adjusted for claiming activity occurring subsequent to this report.

Table 24  
**AGGREGATE CLAIMS**  
**FEDERALLY NON-PARTICIPATING**  
Safety Net Assistance-FNP and Family Assistance-FNP Non-Maintenance of Effort  
December 2017

| Month          | New York State |                  |                         | New York City |                  |                         | Rest of State |                  |                         |
|----------------|----------------|------------------|-------------------------|---------------|------------------|-------------------------|---------------|------------------|-------------------------|
|                | Recipients     | Net Expenditures | Monthly Average Payment | Recipients    | Net Expenditures | Monthly Average Payment | Recipients    | Net Expenditures | Monthly Average Payment |
| January 2016   | 199,306        | \$107,429,385    | \$539.02                | 135,147       | \$83,944,247     | \$621.13                | 64,159        | \$23,485,138     | \$366.05                |
| February 2016  | 202,001        | \$100,579,518    | \$497.92                | 136,228       | \$74,134,504     | \$544.19                | 65,773        | \$26,445,014     | \$402.06                |
| March 2016     | 203,880        | \$95,620,161     | \$469.00                | 137,915       | \$68,147,225     | \$494.12                | 65,965        | \$27,472,936     | \$416.48                |
| April 2016     | 204,993        | \$94,959,781     | \$463.23                | 139,616       | \$70,425,176     | \$504.42                | 65,377        | \$24,534,605     | \$375.28                |
| May 2016       | 204,401        | \$95,974,795     | \$469.54                | 139,004       | \$69,804,587     | \$502.18                | 65,397        | \$26,170,208     | \$400.17                |
| June 2016      | 203,932        | \$98,204,339     | \$481.55                | 139,616       | \$72,830,650     | \$521.65                | 64,316        | \$25,373,689     | \$394.52                |
| July 2016      | 203,130        | \$98,815,184     | \$486.46                | 140,423       | \$75,012,103     | \$534.19                | 62,707        | \$23,803,081     | \$379.59                |
| August 2016    | 202,560        | \$94,959,781     | \$468.80                | 139,658       | \$70,425,176     | \$504.27                | 62,902        | \$24,534,605     | \$390.04                |
| September 2016 | 202,788        | \$87,064,518     | \$429.34                | 140,424       | \$63,720,727     | \$453.77                | 62,364        | \$23,343,791     | \$374.32                |
| October 2016   | 203,859        | \$99,573,289     | \$488.44                | 141,729       | \$75,832,346     | \$535.05                | 62,130        | \$23,740,943     | \$382.12                |
| November 2016  | 200,539        | \$98,186,895     | \$489.61                | 139,344       | \$74,408,681     | \$533.99                | 61,195        | \$23,778,214     | \$388.56                |
| December 2016  | 204,460        | \$136,816,777    | \$669.16                | 142,180       | \$110,271,563    | \$775.58                | 62,280        | \$26,545,214     | \$426.22                |
| January 2017   | 204,480        | \$121,058,096    | \$592.03                | 142,402       | \$96,754,866     | \$679.45                | 62,078        | \$24,303,230     | \$391.50                |
| February 2017  | 202,144        | \$92,708,939     | \$458.63                | 140,288       | \$69,849,952     | \$497.90                | 61,856        | \$22,858,987     | \$369.55                |
| March 2017     | 205,940        | \$97,367,643     | \$472.80                | 142,358       | \$71,138,654     | \$499.72                | 63,582        | \$26,228,989     | \$412.52                |
| April 2017     | 204,852        | \$93,481,395     | \$456.34                | 143,182       | \$69,999,174     | \$488.88                | 61,670        | \$23,482,221     | \$380.77                |
| May 2017       | 205,886        | \$95,137,717     | \$462.09                | 144,326       | \$71,310,556     | \$494.09                | 61,560        | \$23,827,161     | \$387.06                |
| June 2017      | 205,982        | \$84,355,044     | \$409.53                | 144,423       | \$59,415,226     | \$411.40                | 61,559        | \$24,939,818     | \$405.14                |
| July 2017      | 204,727        | \$92,763,014     | \$453.11                | 145,899       | \$70,974,894     | \$486.47                | 58,828        | \$21,788,120     | \$370.37                |
| August 2017    | 204,176        | \$97,021,732     | \$475.19                | 145,053       | \$73,376,061     | \$505.86                | 59,123        | \$23,645,671     | \$399.94                |
| September 2017 | 203,817        | \$93,166,029     | \$457.11                | 146,598       | \$70,867,200     | \$483.41                | 57,219        | \$22,298,829     | \$389.71                |
| October 2017   | 204,551        | \$100,498,166    | \$491.31                | 147,390       | \$76,971,413     | \$522.23                | 57,161        | \$23,526,753     | \$411.59                |
| November 2017  | 201,951        | \$96,491,826     | \$477.80                | 145,824       | \$73,218,868     | \$502.10                | 56,127        | \$23,272,958     | \$414.65                |
| December 2017  | 203,395        | \$16,713,221     | \$82.17                 | 147,312       | \$1,949,224      | \$13.23                 | 56,083        | \$14,763,997     | \$263.25                |

Note: Data pursuant to a New York State Legislative mandate S. 6057-B/A. 9557-B, Chapter 57, L. 2004.

Based on local district claims submitted on claims Schedules A and C. Includes reimbursable expenditures for basic assistance, rent supplements, family shelters, domestic violence shelters, security deposits, transitional services, diversion transportation, diversion payments, and other non-assistance. These claims are net of cancellations and refunds, and include any reconciliations and supplemental claims applied to the month after initial expenditure reporting is done. Thus, these data differ from the expenditure data presented elsewhere in this document, which are derived from original payment issuance activity during the month, net of cancellations and refunds in that month.

District claiming activity for recent months is generally not complete before the statutorily required due date for this report. Thus, claims for recent months may appear substantially below those for earlier months. Claims tables in future months of this report will continue to include the historical periods above, adjusted for claiming activity occurring subsequent to this report.

Table 25  
HOME ENERGY ASSISTANCE PROGRAM\*  
Number and Dollar Amount of Benefits Authorized and Administrative Allocations - Federal Fiscal Year to Date  
December 2017

| Local District | Benefits Authorized |               | Administrative Allocations |
|----------------|---------------------|---------------|----------------------------|
|                | Number              | Dollar Amount |                            |
| New York State | 985,767             | \$183,127,913 | \$17,943,220               |
| New York City  | 453,689             | 22,924,796    | 4,166,986                  |
| Rest of State  | 532,078             | 160,203,117   | 13,776,234                 |
| Albany         | 15,419              | 3,774,234     | 260,527                    |
| Allegany       | 3,542               | 1,590,489     | 137,066                    |
| Broome         | 14,239              | 4,604,798     | 360,863                    |
| Cattaraugus    | 6,680               | 2,613,955     | 219,675                    |
| Cayuga         | 4,899               | 1,931,150     | 153,407                    |
| Chautauqua     | 11,586              | 3,942,517     | 333,681                    |
| Chemung        | 6,338               | 1,664,853     | 149,276                    |
| Chenango       | 3,609               | 1,820,570     | 149,960                    |
| Clinton        | 6,442               | 3,431,041     | 266,297                    |
| Columbia       | 3,368               | 1,424,274     | 99,056                     |
| Cortland       | 3,147               | 1,123,543     | 107,478                    |
| Delaware       | 3,356               | 1,665,006     | 132,590                    |
| Dutchess       | 9,137               | 2,391,639     | 201,016                    |
| Erie           | 69,207              | 20,003,679    | 2,378,369                  |
| Essex          | 2,083               | 1,094,337     | 71,148                     |
| Franklin       | 4,248               | 2,162,749     | 176,198                    |
| Fulton         | 4,760               | 1,995,512     | 166,678                    |
| Genesee        | 2,953               | 985,677       | 74,852                     |
| Greene         | 3,146               | 1,450,313     | 113,476                    |
| Hamilton       | 285                 | 147,542       | 11,074                     |
| Herkimer       | 5,022               | 2,032,823     | 171,721                    |
| Jefferson      | 7,322               | 2,827,775     | 216,110                    |
| Lewis          | 1,993               | 1,099,487     | 79,710                     |
| Livingston     | 3,316               | 1,318,413     | 95,404                     |
| Madison        | 3,524               | 1,482,104     | 130,468                    |
| Monroe         | 51,547              | 11,645,961    | 828,354                    |
| Montgomery     | 4,422               | 1,820,183     | 146,726                    |
| Nassau         | 17,285              | 2,733,855     | 251,840                    |
| Niagara        | 14,973              | 4,495,880     | 391,242                    |
| Oneida         | 18,499              | 6,324,007     | 568,859                    |
| Onondaga       | 29,442              | 7,304,619     | 545,557                    |
| Ontario        | 5,046               | 1,541,804     | 119,646                    |
| Orange         | 13,941              | 3,723,017     | 372,035                    |
| Orleans        | 2,721               | 1,209,588     | 90,914                     |
| Oswego         | 7,850               | 3,402,702     | 218,060                    |
| Otsego         | 3,487               | 1,713,688     | 130,631                    |
| Putnam         | 1,294               | 386,833       | 35,753                     |
| Rensselaer     | 7,722               | 2,543,426     | 217,906                    |
| Rockland       | 11,031              | 2,145,487     | 162,676                    |
| St. Lawrence   | 7,610               | 3,589,396     | 347,188                    |
| Saratoga       | 6,815               | 2,818,439     | 268,493                    |
| Schenectady    | 8,402               | 2,166,044     | 170,777                    |
| Schoharie      | 2,192               | 1,175,355     | 84,679                     |
| Schuyler       | 1,347               | 674,173       | 55,752                     |
| Seneca         | 1,849               | 697,250       | 55,180                     |
| Steuben        | 5,988               | 2,445,748     | 247,485                    |
| Suffolk        | 37,316              | 9,966,208     | 733,992                    |
| Sullivan       | 5,636               | 2,306,343     | 204,525                    |
| Tioga          | 2,962               | 1,512,155     | 115,751                    |
| Tompkins       | 4,097               | 1,183,789     | 101,932                    |
| Ulster         | 10,552              | 3,784,147     | 333,188                    |
| Warren         | 3,764               | 1,565,146     | 125,099                    |
| Washington     | 3,722               | 1,831,523     | 137,584                    |
| Wayne          | 4,670               | 1,787,890     | 119,446                    |
| Westchester    | 33,204              | 1,882,594     | 236,695                    |
| Wyoming        | 1,856               | 754,805       | 59,883                     |
| Yates          | 1,215               | 492,581       | 42,286                     |

\* Please Note: The Home Energy Assistance Program Federal Fiscal Year runs from October 1 through September 30.

Table 26  
**HOME ENERGY ASSISTANCE PROGRAM - NON-EMERGENCY\***  
 Number, Total Dollar Amount and Average Dollar Amount of Benefits Authorized - Federal Fiscal Year to Date  
 December 2017

| Local District | Autopay             |                          |                       | Regular Non-Autopay |                          |                       |
|----------------|---------------------|--------------------------|-----------------------|---------------------|--------------------------|-----------------------|
|                | Benefits Authorized | Dollar Amount Authorized | Average Dollar Amount | Benefits Authorized | Dollar Amount Authorized | Average Dollar Amount |
| New York State | 880,467             | \$130,677,337            | \$148                 | 104,545             | \$51,206,728             | \$490                 |
| New York City  | 446,393             | 20,634,023               | 46                    | 7,295               | 2,284,273                | 313                   |
| Rest of State  | 434,074             | 110,043,314              | 254                   | 97,250              | 48,922,455               | 503                   |
| Albany         | 13,624              | 2,970,024                | 218                   | 1,788               | 778,554                  | 435                   |
| Allegany       | 2,176               | 886,636                  | 407                   | 1,349               | 682,969                  | 506                   |
| Broome         | 11,092              | 3,056,865                | 276                   | 3,115               | 1,491,392                | 479                   |
| Cattaraugus    | 4,780               | 1,666,482                | 349                   | 1,868               | 922,467                  | 494                   |
| Cayuga         | 3,488               | 1,222,232                | 350                   | 1,406               | 706,160                  | 502                   |
| Chautauqua     | 8,959               | 2,786,406                | 311                   | 2,606               | 1,136,315                | 436                   |
| Chemung        | 5,324               | 1,200,732                | 226                   | 1,001               | 436,271                  | 436                   |
| Chenango       | 1,960               | 811,824                  | 414                   | 1,641               | 999,961                  | 609                   |
| Clinton        | 4,475               | 2,169,298                | 485                   | 1,953               | 1,231,811                | 631                   |
| Columbia       | 2,474               | 860,133                  | 348                   | 881                 | 552,535                  | 627                   |
| Cortland       | 2,289               | 683,176                  | 298                   | 851                 | 434,362                  | 510                   |
| Delaware       | 2,122               | 881,944                  | 416                   | 1,228               | 768,470                  | 626                   |
| Dutchess       | 8,093               | 1,768,460                | 219                   | 1,039               | 605,535                  | 583                   |
| Erie           | 55,128              | 14,458,250               | 262                   | 13,999              | 5,379,383                | 384                   |
| Essex          | 1,157               | 482,185                  | 417                   | 918                 | 604,425                  | 658                   |
| Franklin       | 2,863               | 1,220,184                | 426                   | 1,376               | 931,572                  | 677                   |
| Fulton         | 3,198               | 1,124,155                | 352                   | 1,546               | 859,155                  | 556                   |
| Genesee        | 2,269               | 663,856                  | 293                   | 682                 | 321,120                  | 471                   |
| Greene         | 2,122               | 808,914                  | 381                   | 1,022               | 640,284                  | 627                   |
| Hamilton       | 160                 | 63,407                   | 396                   | 125                 | 84,135                   | 673                   |
| Herkimer       | 3,576               | 1,230,222                | 344                   | 1,420               | 753,021                  | 530                   |
| Jefferson      | 5,904               | 2,031,103                | 344                   | 1,413               | 782,293                  | 554                   |
| Lewis          | 1,320               | 679,758                  | 515                   | 673                 | 419,729                  | 624                   |
| Livingston     | 2,552               | 912,576                  | 358                   | 763                 | 405,663                  | 532                   |
| Madison        | 2,363               | 820,772                  | 347                   | 1,155               | 655,348                  | 567                   |
| Monroe         | 46,607              | 9,823,408                | 211                   | 4,913               | 1,771,740                | 361                   |
| Montgomery     | 3,208               | 1,148,665                | 358                   | 1,197               | 646,214                  | 540                   |
| Nassau         | 15,972              | 2,037,142                | 128                   | 1,306               | 688,845                  | 527                   |
| Niagara        | 11,683              | 3,081,906                | 264                   | 3,239               | 1,356,943                | 419                   |
| Oneida         | 14,198              | 4,141,283                | 292                   | 4,283               | 2,148,414                | 502                   |
| Onondaga       | 26,115              | 5,978,273                | 229                   | 3,303               | 1,288,327                | 390                   |
| Ontario        | 3,928               | 1,013,361                | 258                   | 1,106               | 499,721                  | 452                   |
| Orange         | 11,597              | 2,522,397                | 218                   | 2,328               | 1,156,093                | 497                   |
| Orleans        | 1,866               | 721,116                  | 386                   | 843                 | 445,511                  | 528                   |
| Oswego         | 6,350               | 2,541,265                | 400                   | 1,494               | 855,096                  | 572                   |
| Otsego         | 2,217               | 883,815                  | 399                   | 1,261               | 810,675                  | 643                   |
| Putnam         | 1,035               | 237,332                  | 229                   | 259                 | 149,501                  | 577                   |
| Rensselaer     | 5,801               | 1,548,219                | 267                   | 1,896               | 954,242                  | 503                   |
| Rockland       | 10,323              | 1,894,637                | 184                   | 708                 | 250,850                  | 354                   |
| St. Lawrence   | 5,186               | 2,095,071                | 404                   | 2,404               | 1,470,914                | 612                   |
| Saratoga       | 5,438               | 2,005,702                | 369                   | 1,344               | 742,903                  | 553                   |
| Schenectady    | 7,722               | 1,875,609                | 243                   | 676                 | 284,822                  | 421                   |
| Schoharie      | 1,421               | 667,963                  | 470                   | 743                 | 471,289                  | 634                   |
| Schuyler       | 834                 | 361,274                  | 433                   | 505                 | 304,743                  | 603                   |
| Seneca         | 1,258               | 378,078                  | 301                   | 580                 | 309,346                  | 533                   |
| Steuben        | 4,067               | 1,428,346                | 351                   | 1,906               | 1,001,692                | 526                   |
| Suffolk        | 33,028              | 7,446,561                | 225                   | 4,272               | 2,486,279                | 582                   |
| Sullivan       | 3,768               | 1,122,621                | 298                   | 1,862               | 1,174,236                | 631                   |
| Tioga          | 1,998               | 923,280                  | 462                   | 952                 | 566,724                  | 595                   |
| Tompkins       | 3,364               | 794,390                  | 236                   | 721                 | 378,228                  | 525                   |
| Ulster         | 8,387               | 2,449,513                | 292                   | 2,159               | 1,326,147                | 614                   |
| Warren         | 2,649               | 921,198                  | 348                   | 1,108               | 634,089                  | 572                   |
| Washington     | 2,404               | 1,039,942                | 433                   | 1,318               | 791,581                  | 601                   |
| Wayne          | 3,636               | 1,256,915                | 346                   | 1,027               | 518,639                  | 505                   |
| Westchester    | 32,480              | 1,517,208                | 47                    | 723                 | 358,886                  | 496                   |
| Wyoming        | 1,130               | 396,912                  | 351                   | 721                 | 341,905                  | 474                   |
| Yates          | 936                 | 330,318                  | 353                   | 275                 | 154,930                  | 563                   |

\* Please Note: The Home Energy Assistance Program Federal Fiscal Year runs from October 1 through September 30.

Table 27  
HOME ENERGY ASSISTANCE PROGRAM - EMERGENCY\*  
Number, Total Dollar Amount and Average Dollar Amount of Benefits Authorized - Federal Fiscal Year to Date  
December 2017

| Local District | Emergency           |                          |                       | Furnace Replacement |                          |                       | Furnace Repair & Repair/Replacement Estimates |                          |                       |
|----------------|---------------------|--------------------------|-----------------------|---------------------|--------------------------|-----------------------|---|--------------------------|-----------------------|
|                | Benefits Authorized | Dollar Amount Authorized | Average Dollar Amount | Benefits Authorized | Dollar Amount Authorized | Average Dollar Amount | Benefits Authorized                           | Dollar Amount Authorized | Average Dollar Amount |
| New York State | 0                   | \$0                      | \$0                   | 318                 | \$1,075,170              | \$3,381               | 437   | \$168,678                | \$386                 |
| New York City  | 0                   | 0                        | 0                     | 1                   | 6,500                    | 6,500                 | 0   | 0                        | 0                     |
| Rest of State  | 0                   | 0                        | 0                     | 317                 | 1,068,670                | 3,371                 | 437   | 168,678                  | 386                   |
| Albany         | 0                   | 0                        | 0                     | 7                   | 25,656                   | 3,665                 | 0   | 0                        | 0                     |
| Allegany       | 0                   | 0                        | 0                     | 6                   | 17,694                   | 2,949                 | 11  | 3,190                    | 290                   |
| Broome         | 0                   | 0                        | 0                     | 13                  | 47,608                   | 3,662                 | 19  | 8,933                    | 470                   |
| Cattaraugus    | 0                   | 0                        | 0                     | 6                   | 19,813                   | 3,302                 | 26  | 5,193                    | 200                   |
| Cayuga         | 0                   | 0                        | 0                     | 0                   | 0                        | 0                     | 5   | 2,758                    | 552                   |
| Chautauqua     | 0                   | 0                        | 0                     | 4                   | 14,510                   | 3,628                 | 17  | 5,286                    | 311                   |
| Chemung        | 0                   | 0                        | 0                     | 9                   | 26,482                   | 2,942                 | 4   | 1,368                    | 342                   |
| Chenango       | 0                   | 0                        | 0                     | 2                   | 6,189                    | 3,095                 | 6   | 2,596                    | 433                   |
| Clinton        | 0                   | 0                        | 0                     | 8                   | 24,895                   | 3,112                 | 6   | 5,037                    | 840                   |
| Columbia       | 0                   | 0                        | 0                     | 2                   | 8,140                    | 4,070                 | 11  | 3,466                    | 315                   |
| Cortland       | 0                   | 0                        | 0                     | 2                   | 4,500                    | 2,250                 | 5   | 1,505                    | 301                   |
| Delaware       | 0                   | 0                        | 0                     | 5                   | 14,446                   | 2,889                 | 1   | 146                      | 146                   |
| Dutchess       | 0                   | 0                        | 0                     | 4                   | 17,257                   | 4,314                 | 1   | 387                      | 387                   |
| Erie           | 0                   | 0                        | 0                     | 45                  | 150,386                  | 3,342                 | 35  | 15,660                   | 447                   |
| Essex          | 0                   | 0                        | 0                     | 1                   | 5,175                    | 5,175                 | 7   | 2,552                    | 365                   |
| Franklin       | 0                   | 0                        | 0                     | 2                   | 7,470                    | 3,735                 | 7   | 3,523                    | 503                   |
| Fulton         | 0                   | 0                        | 0                     | 2                   | 5,757                    | 2,879                 | 14  | 6,445                    | 460                   |
| Genesee        | 0                   | 0                        | 0                     | 0                   | 0                        | 0                     | 2   | 701                      | 351                   |
| Greene         | 0                   | 0                        | 0                     | 0                   | 0                        | 0                     | 2   | 1,115                    | 558                   |
| Hamilton       | 0                   | 0                        | 0                     | 0                   | 0                        | 0                     | 0   | 0                        | 0                     |
| Herkimer       | 0                   | 0                        | 0                     | 15                  | 46,915                   | 3,128                 | 11  | 2,665                    | 242                   |
| Jefferson      | 0                   | 0                        | 0                     | 4                   | 13,270                   | 3,318                 | 1   | 1,109                    | 1,109                 |
| Lewis          | 0                   | 0                        | 0                     | 0                   | 0                        | 0                     | 0   | 0                        | 0                     |
| Livingston     | 0                   | 0                        | 0                     | 0                   | 0                        | 0                     | 1   | 174                      | 174                   |
| Madison        | 0                   | 0                        | 0                     | 2                   | 4,963                    | 2,482                 | 4   | 1,021                    | 255                   |
| Monroe         | 0                   | 0                        | 0                     | 13                  | 46,055                   | 3,543                 | 14  | 4,758                    | 340                   |
| Montgomery     | 0                   | 0                        | 0                     | 6                   | 22,237                   | 3,706                 | 11  | 3,067                    | 279                   |
| Nassau         | 0                   | 0                        | 0                     | 1                   | 5,610                    | 5,610                 | 6   | 2,258                    | 376                   |
| Niagara        | 0                   | 0                        | 0                     | 18                  | 47,119                   | 2,618                 | 33  | 9,912                    | 300                   |
| Oneida         | 0                   | 0                        | 0                     | 13                  | 32,164                   | 2,474                 | 5   | 2,146                    | 429                   |
| Onondaga       | 0                   | 0                        | 0                     | 11                  | 33,455                   | 3,041                 | 13  | 4,564                    | 351                   |
| Ontario        | 0                   | 0                        | 0                     | 8                   | 23,950                   | 2,994                 | 4   | 4,772                    | 1,193                 |
| Orange         | 0                   | 0                        | 0                     | 9                   | 41,276                   | 4,586                 | 7   | 3,252                    | 465                   |
| Orleans        | 0                   | 0                        | 0                     | 10                  | 42,254                   | 4,225                 | 2   | 707                      | 353                   |
| Oswego         | 0                   | 0                        | 0                     | 1                   | 3,218                    | 3,218                 | 5   | 3,123                    | 625                   |
| Otsego         | 0                   | 0                        | 0                     | 4                   | 17,925                   | 4,481                 | 5   | 1,273                    | 255                   |
| Putnam         | 0                   | 0                        | 0                     | 0                   | 0                        | 0                     | 0   | 0                        | 0                     |
| Rensselaer     | 0                   | 0                        | 0                     | 9                   | 34,858                   | 3,873                 | 16  | 6,106                    | 382                   |
| Rockland       | 0                   | 0                        | 0                     | 0                   | 0                        | 0                     | 0   | 0                        | 0                     |
| St. Lawrence   | 0                   | 0                        | 0                     | 7                   | 20,880                   | 2,983                 | 13  | 2,531                    | 195                   |
| Saratoga       | 0                   | 0                        | 0                     | 18                  | 64,987                   | 3,610                 | 15  | 4,847                    | 323                   |
| Schenectady    | 0                   | 0                        | 0                     | 2                   | 4,750                    | 2,375                 | 2   | 863                      | 432                   |
| Schoharie      | 0                   | 0                        | 0                     | 6                   | 24,354                   | 4,059                 | 22  | 11,749                   | 534                   |
| Schuyler       | 0                   | 0                        | 0                     | 2                   | 5,350                    | 2,675                 | 6   | 2,806                    | 468                   |
| Seneca         | 0                   | 0                        | 0                     | 2                   | 6,069                    | 3,035                 | 9   | 3,757                    | 417                   |
| Steuben        | 0                   | 0                        | 0                     | 4                   | 9,459                    | 2,365                 | 11  | 6,251                    | 568                   |
| Suffolk        | 0                   | 0                        | 0                     | 6                   | 27,513                   | 4,586                 | 10  | 5,855                    | 586                   |
| Sullivan       | 0                   | 0                        | 0                     | 3                   | 8,859                    | 2,953                 | 3   | 627                      | 209                   |
| Tioga          | 0                   | 0                        | 0                     | 6                   | 19,999                   | 3,333                 | 6   | 2,153                    | 359                   |
| Tompkins       | 0                   | 0                        | 0                     | 3                   | 8,453                    | 2,818                 | 9   | 2,718                    | 302                   |
| Ulster         | 0                   | 0                        | 0                     | 2                   | 7,190                    | 3,595                 | 4   | 1,297                    | 324                   |
| Warren         | 0                   | 0                        | 0                     | 3                   | 9,301                    | 3,100                 | 4   | 558                      | 140                   |
| Washington     | 0                   | 0                        | 0                     | 0                   | 0                        | 0                     | 0   | 0                        | 0                     |
| Wayne          | 0                   | 0                        | 0                     | 4                   | 11,914                   | 2,979                 | 3   | 422                      | 141                   |
| Westchester    | 0                   | 0                        | 0                     | 1                   | 6,500                    | 6,500                 | 0   | 0                        | 0                     |
| Wyoming        | 0                   | 0                        | 0                     | 4                   | 15,042                   | 3,761                 | 1   | 946                      | 946                   |
| Yates          | 0                   | 0                        | 0                     | 2                   | 6,803                    | 3,402                 | 2   | 530                      | 265                   |

\* Please Note: The Home Energy Assistance Program Federal Fiscal Year runs from October 1 through September 30.

Table 28  
**FEDERAL ALL FAMILIES WORK PARTICIPATION RATES**  
TANF, Safety Net Assistance MOE and Combined TANF and Safety Net Assistance MOE  
December 2017

| Local District  | Combined TANF and Safety Net Assistance MOE |           |             | TANF  |           |             | Safety Net Assistance MOE |           |             |
|-----------------|---|-----------|-------------|-------|-----------|-------------|---------------------------|-----------|-------------|
|                 | Rate  | Numerator | Denominator | Rate  | Numerator | Denominator | Rate                      | Numerator | Denominator |
| New York State* | 23.8%                                       | 20,270    | 85,001      | 23.4% | 11,690    | 49,772      | 24.4%                     | 8,581     | 35,228      |
| New York City*  | 23.7%                                       | 13,469    | 56,861      | 22.3% | 7,046     | 31,529      | 25.3%                     | 6,423     | 25,332      |
| Rest of State   | 21.6%                                       | 5,393     | 24,920      | 18.9% | 3,108     | 16,417      | 26.9%                     | 2,285     | 8,503       |
| Albany          | 14.5%                                       | 117       | 805         | 13.0% | 75        | 577         | 18.4%                     | 42        | 228         |
| Allegany        | 14.1%                                       | 14        | 99          | 9.6%  | 7         | 73          | 26.9%                     | 7         | 26          |
| Broome          | 9.6%  | 77        | 799         | 8.1%  | 45        | 556         | 13.2%                     | 32        | 243         |
| Cattaraugus     | 18.1%                                       | 27        | 149         | 18.3% | 22        | 120         | 17.2%                     | 5         | 29          |
| Cayuga          | 13.4%                                       | 26        | 194         | 13.9% | 23        | 166         | 10.7%                     | 3         | 28          |
| Chautauqua      | 16.9%                                       | 107       | 635         | 14.3% | 59        | 412         | 21.5%                     | 48        | 223         |
| Chemung         | 7.7%  | 8         | 104         | 5.1%  | 4         | 78          | 15.4%                     | 4         | 26          |
| Chenango        | 10.6%                                       | 7         | 66          | 11.9% | 7         | 59          | 0.0%                      | 0         | 7           |
| Clinton         | 4.9%  | 5         | 102         | 6.0%  | 5         | 83          | 0.0%                      | 0         | 19          |
| Columbia        | 11.3%                                       | 11        | 97          | 13.2% | 9         | 68          | 6.9%                      | 2         | 29          |
| Cortland        | 11.3%                                       | 14        | 124         | 9.1%  | 9         | 99          | 20.0%                     | 5         | 25          |
| Delaware        | 17.9%                                       | 5         | 28          | 18.5% | 5         | 27          | 0.0%                      | 0         | 1           |
| Dutchess        | 5.6%  | 9         | 162         | 3.5%  | 4         | 115         | 10.6%                     | 5         | 47          |
| Erie            | 36.6%                                       | 1,553     | 4,242       | 33.4% | 962       | 2,880       | 43.4%                     | 591       | 1,362       |
| Essex           | 6.3%  | 1         | 16          | 6.7%  | 1         | 15          | 0.0%                      | 0         | 1           |
| Franklin        | 8.7%  | 10        | 115         | 8.0%  | 7         | 87          | 10.7%                     | 3         | 28          |
| Fulton          | 34.5%                                       | 10        | 29          | 37.0% | 10        | 27          | 0.0%                      | 0         | 2           |
| Genesee         | 16.0%                                       | 13        | 81          | 13.8% | 9         | 65          | 25.0%                     | 4         | 16          |
| Greene          | 23.1%                                       | 15        | 65          | 20.5% | 9         | 44          | 28.6%                     | 6         | 21          |
| Hamilton        | 0.0%  | 0         | 2           | 0.0%  | 0         | 2           | N/A                       | 0         | 0           |
| Herkimer        | 5.6%  | 4         | 71          | 5.6%  | 3         | 54          | 5.9%                      | 1         | 17          |
| Jefferson       | 10.4%                                       | 26        | 249         | 9.5%  | 19        | 199         | 14.0%                     | 7         | 50          |
| Lewis           | 20.0%                                       | 3         | 15          | 23.1% | 3         | 13          | 0.0%                      | 0         | 2           |
| Livingston      | 5.0%  | 10        | 202         | 3.6%  | 6         | 167         | 11.4%                     | 4         | 35          |
| Madison         | 9.3%  | 7         | 75          | 8.2%  | 5         | 61          | 14.3%                     | 2         | 14          |
| Monroe          | 19.5%                                       | 766       | 3,935       | 16.3% | 378       | 2,316       | 24.0%                     | 388       | 1,619       |
| Montgomery      | 12.6%                                       | 22        | 175         | 11.1% | 14        | 126         | 16.3%                     | 8         | 49          |
| Nassau          | 31.8%                                       | 357       | 1,123       | 30.0% | 184       | 614         | 34.0%                     | 173       | 509         |
| Niagara         | 13.5%                                       | 86        | 637         | 10.9% | 47        | 431         | 18.9%                     | 39        | 206         |
| Oneida          | 21.4%                                       | 264       | 1,235       | 17.2% | 138       | 802         | 29.1%                     | 126       | 433         |
| Onondaga        | 12.1%                                       | 247       | 2,034       | 10.1% | 143       | 1,422       | 17.0%                     | 104       | 612         |
| Ontario         | 12.0%                                       | 20        | 166         | 12.0% | 18        | 150         | 12.5%                     | 2         | 16          |
| Orange          | 26.3%                                       | 156       | 594         | 25.7% | 89        | 346         | 27.0%                     | 67        | 248         |
| Orleans         | 16.1%                                       | 23        | 143         | 13.8% | 15        | 109         | 23.5%                     | 8         | 34          |
| Oswego          | 9.8%  | 46        | 471         | 9.4%  | 34        | 361         | 10.9%                     | 12        | 110         |
| Otsego          | 18.5%                                       | 5         | 27          | 20.0% | 5         | 25          | 0.0%                      | 0         | 2           |
| Putnam          | 16.7%                                       | 1         | 6           | 16.7% | 1         | 6           | N/A                       | 0         | 0           |
| Rensselaer      | 24.0%                                       | 150       | 626         | 22.0% | 92        | 419         | 28.0%                     | 58        | 207         |
| Rockland        | 32.7%                                       | 53        | 162         | 33.0% | 37        | 112         | 32.0%                     | 16        | 50          |
| St. Lawrence    | 22.0%                                       | 56        | 254         | 18.3% | 32        | 175         | 30.4%                     | 24        | 79          |
| Saratoga        | 9.1%  | 2         | 22          | 9.5%  | 2         | 21          | 0.0%                      | 0         | 1           |
| Schenectady     | 10.8%                                       | 53        | 489         | 9.3%  | 31        | 333         | 14.1%                     | 22        | 156         |
| Schoharie       | 4.3%  | 1         | 23          | 5.3%  | 1         | 19          | 0.0%                      | 0         | 4           |
| Schuyler        | 17.1%                                       | 6         | 35          | 19.4% | 6         | 31          | 0.0%                      | 0         | 4           |
| Seneca          | 23.4%                                       | 11        | 47          | 24.2% | 8         | 33          | 21.4%                     | 3         | 14          |
| Steuben         | 13.8%                                       | 22        | 160         | 14.2% | 17        | 120         | 12.5%                     | 5         | 40          |
| Suffolk         | 33.1%                                       | 521       | 1,573       | 28.5% | 280       | 982         | 40.8%                     | 241       | 591         |
| Sullivan        | 26.7%                                       | 28        | 105         | 28.2% | 20        | 71          | 23.5%                     | 8         | 34          |
| Tioga           | 2.1%  | 1         | 48          | 2.2%  | 1         | 45          | 0.0%                      | 0         | 3           |
| Tompkins        | 12.4%                                       | 17        | 137         | 8.0%  | 8         | 100         | 24.3%                     | 9         | 37          |
| Ulster          | 11.9%                                       | 32        | 270         | 11.6% | 18        | 155         | 12.2%                     | 14        | 115         |
| Warren          | 9.5%  | 4         | 42          | 5.7%  | 2         | 35          | 28.6%                     | 2         | 7           |
| Washington      | 14.9%                                       | 11        | 74          | 11.9% | 8         | 67          | 42.9%                     | 3         | 7           |
| Wayne           | 7.8%  | 9         | 115         | 6.8%  | 7         | 103         | 16.7%                     | 2         | 12          |
| Westchester     | 21.1%                                       | 342       | 1,621       | 20.2% | 162       | 801         | 22.0%                     | 180       | 820         |
| Wyoming         | 2.9%  | 1         | 34          | 3.2%  | 1         | 31          | 0.0%                      | 0         | 3           |
| Yates           | 9.1%  | 1         | 11          | 11.1% | 1         | 9           | 0.0%                      | 0         | 2           |

\* Statewide and New York City participation rates are estimated from federal disaggregated reporting samples, which are the source of the rates used by the United States Department of Health and Human Services to determine if a state has met participation goals. Because the sample size is insufficient to permit rate estimates for non-New York City districts, rates for those districts are derived directly from automated systems data. Thus, Rest of State and New York City numerators and denominators will not sum to the statewide total. Estimates are from the latest available quarterly sample.

Table 29  
**WORK SANCTION STATUS BY PRESENCE IN FEDERAL ALL FAMILIES WORK PARTICIPATION CALCULATION**  
**TANF, Safety Net Assistance MOE and Combined TANF and Safety Net Assistance MOE**  
 December 2017

| Local District  | Combined TANF and Safety Net Assistance MOE |                                     | TANF                          |                                     | Safety Net Assistance MOE     |                                     |
|-----------------|---|-------------------------------------|-------------------------------|-------------------------------------|-------------------------------|-------------------------------------|
|                 | Sanctioned in the Denominator               | Sanctioned Removed From Denominator | Sanctioned in the Denominator | Sanctioned Removed From Denominator | Sanctioned in the Denominator | Sanctioned Removed From Denominator |
| New York State* | 2,187                                       | 496                                 | 1,153                         | 279                                 | 1,034                         | 217                                 |
| New York City*  | 114   | 72                                  | 0                             | 0                                   | 114                           | 72                                  |
| Rest of State   | 1,961                                       | 907                                 | 866                           | 596                                 | 1,095                         | 311                                 |
| Albany          | 54  | 30                                  | 31                            | 18                                  | 23                            | 12                                  |
| Allegany        | 6   | 4                                   | 4                             | 3                                   | 2                             | 1                                   |
| Broome          | 104   | 35                                  | 37                            | 19                                  | 67                            | 16                                  |
| Cattaraugus     | 18  | 2                                   | 14                            | 2                                   | 4                             | 0                                   |
| Cayuga          | 14  | 12                                  | 8                             | 11                                  | 6                             | 1                                   |
| Chautauqua      | 48  | 31                                  | 26                            | 22                                  | 22                            | 9                                   |
| Chemung         | 7   | 5                                   | 2                             | 4                                   | 5                             | 1                                   |
| Chenango        | 5   | 1                                   | 4                             | 1                                   | 1                             | 0                                   |
| Clinton         | 5   | 2                                   | 3                             | 2                                   | 2                             | 0                                   |
| Columbia        | 18  | 5                                   | 5                             | 4                                   | 13                            | 1                                   |
| Cortland        | 1   | 7                                   | 0                             | 6                                   | 1                             | 1                                   |
| Delaware        | 0   | 1                                   | 0                             | 1                                   | 0                             | 0                                   |
| Dutchess        | 3   | 5                                   | 2                             | 4                                   | 1                             | 1                                   |
| Erie            | 189   | 144                                 | 81                            | 86                                  | 108                           | 58                                  |
| Essex           | 0   | 1                                   | 0                             | 1                                   | 0                             | 0                                   |
| Franklin        | 11  | 1                                   | 4                             | 1                                   | 7                             | 0                                   |
| Fulton          | 5   | 3                                   | 4                             | 3                                   | 1                             | 0                                   |
| Genesee         | 5   | 4                                   | 2                             | 3                                   | 3                             | 1                                   |
| Greene          | 9   | 2                                   | 3                             | 1                                   | 6                             | 1                                   |
| Hamilton        | 0   | 0                                   | 0                             | 0                                   | 0                             | 0                                   |
| Herkimer        | 10  | 11                                  | 6                             | 8                                   | 4                             | 3                                   |
| Jefferson       | 31  | 19                                  | 21                            | 16                                  | 10                            | 3                                   |
| Lewis           | 1   | 0                                   | 0                             | 0                                   | 1                             | 0                                   |
| Livingston      | 8   | 3                                   | 3                             | 3                                   | 5                             | 0                                   |
| Madison         | 1   | 1                                   | 1                             | 0                                   | 0                             | 1                                   |
| Monroe          | 449   | 153                                 | 153                           | 91                                  | 296                           | 62                                  |
| Montgomery      | 11  | 4                                   | 9                             | 2                                   | 2                             | 2                                   |
| Nassau          | 128   | 64                                  | 60                            | 41                                  | 68                            | 23                                  |
| Niagara         | 75  | 44                                  | 31                            | 34                                  | 44                            | 10                                  |
| Oneida          | 71  | 25                                  | 31                            | 16                                  | 40                            | 9                                   |
| Onondaga        | 117   | 36                                  | 51                            | 25                                  | 66                            | 11                                  |
| Ontario         | 5   | 6                                   | 4                             | 6                                   | 1                             | 0                                   |
| Orange          | 38  | 23                                  | 16                            | 17                                  | 22                            | 6                                   |
| Orleans         | 13  | 4                                   | 10                            | 2                                   | 3                             | 2                                   |
| Oswego          | 18  | 12                                  | 14                            | 11                                  | 4                             | 1                                   |
| Otsego          | 2   | 0                                   | 2                             | 0                                   | 0                             | 0                                   |
| Putnam          | 0   | 1                                   | 0                             | 1                                   | 0                             | 0                                   |
| Rensselaer      | 48  | 17                                  | 23                            | 13                                  | 25                            | 4                                   |
| Rockland        | 5   | 5                                   | 3                             | 3                                   | 2                             | 2                                   |
| St. Lawrence    | 39  | 11                                  | 18                            | 7                                   | 21                            | 4                                   |
| Saratoga        | 0   | 0                                   | 0                             | 0                                   | 0                             | 0                                   |
| Schenectady     | 106   | 25                                  | 55                            | 18                                  | 51                            | 7                                   |
| Schoharie       | 2   | 1                                   | 1                             | 1                                   | 1                             | 0                                   |
| Schuyler        | 1   | 1                                   | 0                             | 0                                   | 1                             | 1                                   |
| Seneca          | 2   | 0                                   | 1                             | 0                                   | 1                             | 0                                   |
| Steuben         | 12  | 10                                  | 7                             | 8                                   | 5                             | 2                                   |
| Suffolk         | 84  | 46                                  | 34                            | 27                                  | 50                            | 19                                  |
| Sullivan        | 12  | 8                                   | 8                             | 7                                   | 4                             | 1                                   |
| Tioga           | 3   | 1                                   | 1                             | 1                                   | 2                             | 0                                   |
| Tompkins        | 18  | 7                                   | 7                             | 7                                   | 11                            | 0                                   |
| Ulster          | 41  | 9                                   | 16                            | 7                                   | 25                            | 2                                   |
| Warren          | 2   | 0                                   | 2                             | 0                                   | 0                             | 0                                   |
| Washington      | 3   | 1                                   | 3                             | 1                                   | 0                             | 0                                   |
| Wayne           | 5   | 3                                   | 4                             | 3                                   | 1                             | 0                                   |
| Westchester     | 95  | 61                                  | 39                            | 28                                  | 56                            | 33                                  |
| Wyoming         | 2   | 0                                   | 1                             | 0                                   | 1                             | 0                                   |
| Yates           | 1   | 0                                   | 1                             | 0                                   | 0                             | 0                                   |

\* Statewide and New York City sanction rates are estimated from federal disaggregated reporting samples, which are the source of such data used by the United States Department of Health and Human Services to determine if a state has met participation goals. Because the sample size is insufficient to permit sanction estimates for non-New York City districts, data for those districts are derived directly from automated systems. Thus, Rest of State and New York City counts may not sum to the statewide total. This table uses a federal definition of sanction and includes only persons who are deemed a work eligible individual and are sanctioned for non-compliance for work or substance abuse requirements. Estimates are from the latest available quarterly sample.

Table 30  
 TEMPORARY ASSISTANCE CASES WITH EARNED INCOME  
 Cases, Average Gross Earned Income and Average Net Earned Income after Application of Disregards  
 December 2017

| Local District | TANF   |                             |                           | Safety Net Assistance MOE |                             |                           | Safety Net Assistance Non-MOE |                             |                           |
|----------------|--------|-----------------------------|---------------------------|---------------------------|-----------------------------|---------------------------|-------------------------------|-----------------------------|---------------------------|
|                | Cases  | Average Gross Earned Income | Average Net Earned Income | Cases                     | Average Gross Earned Income | Average Net Earned Income | Cases                         | Average Gross Earned Income | Average Net Earned Income |
| New York State | 12,185 | \$1,116                     | \$541                     | 10,335                    | \$1,110                     | \$510                     | 9,999                         | \$1,445                     | \$924                     |
| New York City  | 8,870  | 1,184                       | 587                       | 7,754                     | 1,131                       | 522                       | 8,143                         | 1,532                       | 1,012                     |
| Rest of State  | 3,315  | 932                         | 416                       | 2,581                     | 1049                        | 475                       | 1,856                         | 1065                        | 534                       |
| Albany         | 93     | 901                         | 397                       | 50                        | 1,067                       | 480                       | 66                            | 1,258                       | 588                       |
| Allegany       | 9      | 861                         | 378                       | 8                         | 839                         | 367                       | 6                             | 720                         | 306                       |
| Broome         | 77     | 777                         | 337                       | 57                        | 961                         | 427                       | 38                            | 665                         | 311                       |
| Cattaraugus    | 20     | 952                         | 467                       | 7                         | 559                         | 230                       | 7                             | 712                         | 311                       |
| Cayuga         | 16     | 741                         | 319                       | 7                         | 654                         | 279                       | 8                             | 635                         | 399                       |
| Chautauqua     | 57     | 687                         | 308                       | 50                        | 893                         | 393                       | 39                            | 735                         | 357                       |
| Chemung        | 5      | 783                         | 340                       | 7                         | 805                         | 350                       | 2                             | 944                         | 486                       |
| Chenango       | 8      | 683                         | 295                       | 2                         | 414                         | 157                       | 6                             | 156                         | 78                        |
| Clinton        | 10     | 804                         | 381                       | 2                         | 776                         | 336                       | 2                             | 806                         | 716                       |
| Columbia       | 10     | 806                         | 351                       | 5                         | 958                         | 523                       | 9                             | 1,287                       | 820                       |
| Cortland       | 19     | 744                         | 321                       | 4                         | 1,085                       | 488                       | 14                            | 567                         | 271                       |
| Delaware       | 7      | 830                         | 369                       | 0                         | 0                           | 0                         | 6                             | 200                         | 90                        |
| Dutchess       | 17     | 962                         | 422                       | 5                         | 1,032                       | 462                       | 7                             | 716                         | 456                       |
| Erie           | 447    | 903                         | 393                       | 416                       | 1,051                       | 471                       | 425                           | 1,325                       | 608                       |
| Essex          | 3      | 649                         | 274                       | 0                         | 0                           | 0                         | 1                             | 24                          | 0                         |
| Franklin       | 9      | 634                         | 272                       | 11                        | 818                         | 369                       | 6                             | 572                         | 319                       |
| Fulton         | 3      | 1,157                       | 523                       | 0                         | 0                           | 0                         | 3                             | 267                         | 131                       |
| Genesee        | 10     | 918                         | 406                       | 7                         | 862                         | 378                       | 3                             | 525                         | 308                       |
| Greene         | 11     | 770                         | 333                       | 8                         | 892                         | 401                       | 10                            | 794                         | 591                       |
| Hamilton       | 0      | 0                           | 0                         | 0                         | 0                           | 0                         | 0                             | 0                           | 0                         |
| Herkimer       | 8      | 541                         | 223                       | 2                         | 957                         | 425                       | 4                             | 711                         | 319                       |
| Jefferson      | 39     | 864                         | 379                       | 9                         | 841                         | 368                       | 28                            | 663                         | 314                       |
| Lewis          | 0      | 0                           | 0                         | 0                         | 0                           | 0                         | 0                             | 0                           | 0                         |
| Livingston     | 18     | 775                         | 336                       | 10                        | 1,022                       | 461                       | 14                            | 954                         | 495                       |
| Madison        | 7      | 869                         | 382                       | 2                         | 1,551                       | 716                       | 1                             | 260                         | 170                       |
| Monroe         | 415    | 913                         | 402                       | 512                       | 1,027                       | 458                       | 170                           | 828                         | 401                       |
| Montgomery     | 36     | 756                         | 327                       | 23                        | 839                         | 416                       | 5                             | 1,237                       | 562                       |
| Nassau         | 274    | 1,062                       | 500                       | 206                       | 1,141                       | 531                       | 126                           | 1,174                       | 696                       |
| Niagara        | 66     | 848                         | 371                       | 59                        | 898                         | 396                       | 29                            | 658                         | 309                       |
| Oneida         | 141    | 906                         | 397                       | 136                       | 1,020                       | 452                       | 104                           | 1,224                       | 544                       |
| Onondaga       | 261    | 875                         | 386                       | 175                       | 1,018                       | 460                       | 169                           | 1,286                       | 611                       |
| Ontario        | 25     | 930                         | 412                       | 5                         | 1,255                       | 571                       | 10                            | 816                         | 450                       |
| Orange         | 112    | 1,029                       | 473                       | 92                        | 1,151                       | 535                       | 40                            | 1,062                       | 530                       |
| Orleans        | 17     | 892                         | 393                       | 6                         | 1,333                       | 609                       | 6                             | 1,023                       | 492                       |
| Oswego         | 50     | 822                         | 359                       | 20                        | 857                         | 377                       | 27                            | 744                         | 330                       |
| Otsego         | 7      | 590                         | 248                       | 0                         | 0                           | 0                         | 8                             | 607                         | 498                       |
| Putnam         | 4      | 1,162                       | 536                       | 1                         | 949                         | 859                       | 1                             | 57                          | 0                         |
| Rensselaer     | 79     | 827                         | 355                       | 79                        | 935                         | 414                       | 33                            | 896                         | 398                       |
| Rockland       | 98     | 988                         | 432                       | 22                        | 1,160                       | 524                       | 40                            | 1,129                       | 546                       |
| St. Lawrence   | 33     | 693                         | 296                       | 27                        | 976                         | 435                       | 34                            | 643                         | 301                       |
| Saratoga       | 2      | 1,581                       | 731                       | 0                         | 0                           | 0                         | 1                             | 563                         | 473                       |
| Schenectady    | 59     | 962                         | 434                       | 47                        | 1,031                       | 461                       | 30                            | 1,024                       | 524                       |
| Schoharie      | 2      | 1,090                       | 490                       | 0                         | 0                           | 0                         | 1                             | 415                         | 325                       |
| Schuyler       | 7      | 916                         | 405                       | 1                         | 1,240                       | 563                       | 2                             | 731                         | 641                       |
| Seneca         | 4      | 1,023                       | 457                       | 2                         | 783                         | 340                       | 3                             | 518                         | 337                       |
| Steuben        | 12     | 668                         | 283                       | 8                         | 879                         | 391                       | 14                            | 416                         | 200                       |
| Suffolk        | 302    | 1,135                       | 530                       | 243                       | 1,227                       | 585                       | 167                           | 1,193                       | 729                       |
| Sullivan       | 22     | 718                         | 309                       | 7                         | 1,146                       | 517                       | 5                             | 1,040                       | 457                       |
| Tioga          | 2      | 1,182                       | 535                       | 1                         | 684                         | 594                       | 2                             | 369                         | 144                       |
| Tompkins       | 18     | 797                         | 335                       | 6                         | 732                         | 314                       | 18                            | 606                         | 294                       |
| Ulster         | 46     | 910                         | 407                       | 32                        | 969                         | 469                       | 26                            | 836                         | 395                       |
| Warren         | 5      | 1,105                       | 497                       | 2                         | 982                         | 437                       | 0                             | 0                           | 0                         |
| Washington     | 10     | 788                         | 373                       | 2                         | 1,452                       | 668                       | 6                             | 870                         | 396                       |
| Wayne          | 7      | 1,042                       | 467                       | 3                         | 1,020                       | 456                       | 2                             | 239                         | 90                        |
| Westchester    | 294    | 1,016                       | 452                       | 195                       | 1,089                       | 478                       | 70                            | 872                         | 542                       |
| Wyoming        | 2      | 455                         | 179                       | 0                         | 0                           | 0                         | 2                             | 223                         | 122                       |
| Yates          | 0      | 0                           | 0                         | 0                         | 0                           | 0                         | 0                             | 0                           | 0                         |



## **2017 Summary**

Table A-1  
Comparison of Monthly Average Cases and Recipients, and Annual Expenditures for 2017 and 2016  
2017 SUMMARY

| Program                                   | 2017            | 2016            | Absolute Change | Percentage Change |
|---|-----------------|-----------------|-----------------|-------------------|
| New York State                            |                 |                 |                 | (%)               |
| Temporary Assistance                      |                 |                 |                 |                   |
| Cases                                     | 287,642         | 295,271         | (7,629)         | (2.58)            |
| Recipients                                | 546,013         | 564,208         | (18,196)        | (3.22)            |
| Expenditures                              | \$2,162,656,039 | \$2,195,536,782 | (\$32,880,743)  | (1.50)            |
| Supplemental Nutrition Assistance Program |                 |                 |                 |                   |
| Households                                | 1,599,470       | 1,630,263       | (30,793)        | (1.89)            |
| Recipients                                | 2,883,746       | 2,956,391       | (72,645)        | (2.46)            |
| Expenditures                              | \$4,739,753,630 | \$4,939,920,554 | (\$200,166,924) | (4.05)            |
| Supplemental Security Income              |                 |                 |                 |                   |
| Recipients                                | 695,232         | 700,364         | (5,132)         | (0.73)            |
| Expenditures                              | \$4,960,836,129 | \$4,969,709,196 | (\$8,873,067)   | (0.18)            |
| New York City                             |                 |                 |                 |                   |
| Temporary Assistance                      |                 |                 |                 |                   |
| Cases                                     | 191,089         | 191,917         | (827)           | (0.43)            |
| Recipients                                | 358,810         | 361,615         | (2,805)         | (0.78)            |
| Expenditures                              | \$1,424,028,552 | \$1,408,941,027 | \$15,087,525    | 1.07              |
| Supplemental Nutrition Assistance Program |                 |                 |                 |                   |
| Households                                | 942,883         | 949,968         | (7,085)         | (0.75)            |
| Recipients                                | 1,665,663       | 1,690,790       | (25,127)        | (1.49)            |
| Expenditures                              | \$2,907,993,314 | \$3,001,417,629 | (\$93,424,315)  | (3.11)            |
| Supplemental Security Income              |                 |                 |                 |                   |
| Recipients                                | 418,934         | 423,659         | (4,726)         | (1.12)            |
| Expenditures                              | \$3,004,610,618 | \$3,029,249,792 | (\$24,639,174)  | (0.81)            |
| Rest of State                             |                 |                 |                 |                   |
| Temporary Assistance                      |                 |                 |                 |                   |
| Cases                                     | 96,553          | 103,354         | (6,802)         | (6.58)            |
| Recipients                                | 187,202         | 202,593         | (15,390)        | (7.60)            |
| Expenditures                              | \$738,627,487   | \$786,595,755   | (\$47,968,268)  | (6.10)            |
| Supplemental Nutrition Assistance Program |                 |                 |                 |                   |
| Households                                | 656,587         | 680,295         | (23,708)        | (3.48)            |
| Recipients                                | 1,218,083       | 1,265,601       | (47,518)        | (3.75)            |
| Expenditures                              | \$1,831,760,316 | \$1,938,502,925 | (\$106,742,609) | (5.51)            |
| Supplemental Security Income              |                 |                 |                 |                   |
| Recipients                                | 276,299         | 276,705         | (406)           | (0.15)            |
| Expenditures                              | \$1,956,225,511 | \$1,940,459,404 | \$15,766,107    | 0.81              |

Note: Supplemental Security Income data listed here do not include Mental Hygiene data.  
See Table A-11 for total Supplemental Security Income data.

Table A-2  
 TEMPORARY ASSISTANCE  
 Year to Year Comparison by Local District  
 Monthly Average Cases and Recipients, and Annual Expenditures  
 2017 SUMMARY

| Local District | 2017    |            |                 | 2016    |            |                 | Percentage Change |                |                  |
|----------------|---------|------------|-----------------|---------|------------|-----------------|-------------------|----------------|------------------|
|                | Cases   | Recipients | Expenditures    | Cases   | Recipients | Expenditures    | Cases (%)         | Recipients (%) | Expenditures (%) |
| New York State | 287,642 | 546,013    | \$2,162,656,039 | 295,271 | 564,208    | \$2,195,536,782 | (2.58)            | (3.22)         | (1.50)           |
| New York City  | 191,089 | 358,810    | 1,424,028,552   | 191,917 | 361,615    | 1,408,941,027   | (0.43)            | (0.78)         | 1.07             |
| Rest of State  | 96,553  | 187,202    | 738,627,487     | 103,354 | 202,593    | 786,595,755     | (6.58)            | (7.60)         | (6.10)           |
| Albany         | 2,635   | 5,601      | 21,919,553      | 2,863   | 5,957      | 23,049,258      | (7.98)            | (5.97)         | (4.90)           |
| Allegany       | 429     | 757        | 2,566,312       | 461     | 827        | 2,829,988       | (6.89)            | (8.48)         | (9.32)           |
| Broome         | 3,594   | 6,387      | 22,834,552      | 3,774   | 6,893      | 23,938,467      | (4.76)            | (7.34)         | (4.61)           |
| Cattaraugus    | 748     | 1,186      | 4,646,796       | 733     | 1,173      | 4,539,940       | 1.99              | 1.08           | 2.35             |
| Cayuga         | 814     | 1,437      | 5,907,331       | 880     | 1,619      | 6,357,237       | (7.48)            | (11.24)        | (7.08)           |
| Chautauqua     | 2,262   | 4,547      | 14,557,530      | 2,439   | 5,011      | 14,790,206      | (7.25)            | (9.25)         | (1.57)           |
| Chemung        | 682     | 1,142      | 4,647,704       | 718     | 1,192      | 4,612,077       | (5.00)            | (4.20)         | 0.77             |
| Chenango       | 387     | 637        | 2,218,234       | 410     | 711        | 2,342,220       | (5.57)            | (10.31)        | (5.29)           |
| Clinton        | 808     | 1,244      | 5,443,978       | 850     | 1,328      | 5,700,677       | (4.97)            | (6.34)         | (4.50)           |
| Columbia       | 513     | 900        | 4,243,570       | 528     | 960        | 4,026,218       | (2.87)            | (6.24)         | 5.40             |
| Cortland       | 626     | 1,010      | 4,226,538       | 644     | 1,067      | 4,360,376       | (2.82)            | (5.31)         | (3.07)           |
| Delaware       | 212     | 324        | 1,293,397       | 242     | 384        | 1,524,528       | (12.50)           | (15.59)        | (15.16)          |
| Dutchess       | 1,118   | 1,822      | 10,722,090      | 1,162   | 1,983      | 10,782,567      | (3.79)            | (8.16)         | (0.56)           |
| Erie           | 13,991  | 30,088     | 85,234,760      | 14,435  | 31,087     | 86,163,836      | (3.08)            | (3.21)         | (1.08)           |
| Essex          | 126     | 200        | 906,303         | 115     | 162        | 831,050         | 9.62              | 23.54          | 9.06             |
| Franklin       | 489     | 821        | 2,895,697       | 538     | 930        | 3,181,115       | (9.11)            | (11.70)        | (8.97)           |
| Fulton         | 262     | 423        | 1,775,949       | 284     | 462        | 1,850,018       | (7.80)            | (8.35)         | (4.00)           |
| Genesee        | 341     | 610        | 2,179,346       | 318     | 596        | 2,123,732       | 7.12              | 2.26           | 2.62             |
| Greene         | 366     | 635        | 2,799,210       | 392     | 703        | 2,881,160       | (6.68)            | (9.75)         | (2.84)           |
| Hamilton       | 18      | 27         | 75,305          | 15      | 23         | 66,017          | 26.44             | 16.85          | 14.07            |
| Herkimer       | 473     | 774        | 2,810,031       | 535     | 881        | 3,196,121       | (11.55)           | (12.12)        | (12.08)          |
| Jefferson      | 1,207   | 2,054      | 7,732,355       | 1,255   | 2,123      | 8,352,000       | (3.79)            | (3.28)         | (7.42)           |
| Lewis          | 104     | 148        | 619,554         | 100     | 153        | 585,495         | 3.91              | (3.11)         | 5.82             |
| Livingston     | 725     | 1,309      | 5,049,748       | 745     | 1,380      | 5,080,476       | (2.68)            | (5.13)         | (0.60)           |
| Madison        | 364     | 611        | 2,366,185       | 387     | 660        | 2,554,271       | (5.80)            | (7.42)         | (7.36)           |
| Monroe         | 12,305  | 25,077     | 81,869,173      | 13,428  | 27,586     | 89,174,424      | (8.36)            | (9.09)         | (8.19)           |
| Montgomery     | 531     | 1,125      | 3,606,826       | 536     | 1,174      | 3,700,661       | (1.06)            | (4.15)         | (2.54)           |
| Nassau         | 5,277   | 9,538      | 56,659,482      | 6,143   | 11,197     | 59,191,370      | (14.10)           | (14.82)        | (4.28)           |
| Niagara        | 2,636   | 4,898      | 15,184,743      | 2,881   | 5,430      | 16,172,110      | (8.50)            | (9.81)         | (6.11)           |
| Oneida         | 3,882   | 8,868      | 24,982,990      | 4,209   | 9,661      | 26,395,851      | (7.78)            | (8.21)         | (5.35)           |
| Onondaga       | 7,098   | 15,234     | 46,130,464      | 7,265   | 15,617     | 48,214,674      | (2.30)            | (2.45)         | (4.32)           |
| Ontario        | 868     | 1,350      | 6,422,821       | 872     | 1,427      | 6,313,614       | (0.49)            | (5.38)         | 1.73             |
| Orange         | 2,423   | 4,640      | 24,136,600      | 2,626   | 5,283      | 25,176,063      | (7.70)            | (12.17)        | (4.13)           |
| Orleans        | 619     | 1,073      | 3,701,635       | 655     | 1,159      | 4,019,454       | (5.54)            | (7.42)         | (7.91)           |
| Oswego         | 1,635   | 3,228      | 10,703,416      | 1,646   | 3,244      | 10,522,395      | (0.71)            | (0.50)         | 1.72             |
| Otsego         | 230     | 346        | 2,225,100       | 216     | 324        | 1,981,803       | 6.57              | 6.97           | 12.28            |
| Putnam         | 103     | 143        | 1,131,766       | 106     | 150        | 1,104,295       | (3.29)            | (4.60)         | 2.49             |
| Rensselaer     | 1,479   | 3,478      | 11,400,660      | 1,513   | 3,665      | 11,463,368      | (2.29)            | (5.09)         | (0.55)           |
| Rockland       | 1,048   | 2,026      | 8,830,881       | 1,179   | 2,318      | 9,699,612       | (11.09)           | (12.59)        | (8.96)           |
| St. Lawrence   | 1,145   | 2,167      | 6,576,692       | 1,229   | 2,353      | 7,058,146       | (6.83)            | (7.89)         | (6.82)           |
| Saratoga       | 410     | 591        | 3,010,484       | 399     | 557        | 2,846,816       | 2.69              | 6.08           | 5.75             |
| Schenectady    | 1,626   | 3,426      | 12,257,615      | 1,729   | 3,673      | 12,871,659      | (5.97)            | (6.72)         | (4.77)           |
| Schoharie      | 178     | 292        | 1,444,633       | 188     | 308        | 1,476,591       | (5.07)            | (5.17)         | (2.16)           |
| Schuyler       | 170     | 309        | 1,198,814       | 206     | 370        | 1,344,886       | (17.37)           | (16.51)        | (10.86)          |
| Seneca         | 255     | 414        | 1,666,733       | 249     | 438        | 1,669,228       | 2.65              | (5.50)         | (0.15)           |
| Steuben        | 865     | 1,439      | 5,449,606       | 913     | 1,594      | 5,751,549       | (5.24)            | (9.72)         | (5.25)           |
| Suffolk        | 8,249   | 14,384     | 88,078,629      | 9,133   | 16,312     | 104,991,882     | (9.68)            | (11.82)        | (16.11)          |
| Sullivan       | 695     | 1,218      | 5,163,172       | 733     | 1,318      | 5,281,148       | (5.21)            | (7.54)         | (2.23)           |
| Tioga          | 351     | 564        | 2,329,971       | 365     | 614        | 2,505,681       | (3.68)            | (8.08)         | (7.01)           |
| Tompkins       | 742     | 1,199      | 5,029,704       | 777     | 1,284      | 5,039,101       | (4.46)            | (6.63)         | (0.19)           |
| Ulster         | 1,328   | 2,245      | 12,271,137      | 1,668   | 2,933      | 14,630,971      | (20.39)           | (23.46)        | (16.13)          |
| Warren         | 240     | 383        | 1,938,792       | 229     | 365        | 1,734,892       | 4.58              | 4.98           | 11.75            |
| Washington     | 379     | 637        | 3,030,855       | 350     | 605        | 2,882,223       | 8.42              | 5.28           | 5.16             |
| Wayne          | 614     | 985        | 3,725,649       | 631     | 1,042      | 3,881,303       | (2.73)            | (5.49)         | (4.01)           |
| Westchester    | 5,537   | 10,722     | 66,547,867      | 6,084   | 11,736     | 71,325,547      | (8.99)            | (8.64)         | (6.70)           |
| Wyoming        | 196     | 297        | 1,224,759       | 214     | 354        | 1,323,962       | (8.68)            | (16.17)        | (7.49)           |
| Yates          | 146     | 213        | 1,023,790       | 159     | 241        | 1,131,426       | (8.43)            | (11.43)        | (9.51)           |

Table A-3  
**SUPPLEMENTAL NUTRITION ASSISTANCE PROGRAM**  
 Year to Year Comparison by Local District  
 Monthly Average Households and Persons, and Annual Expenditures  
 2017 SUMMARY

| Local District | 2017       |           |               | 2016       |           |               | Percentage Change |             |                  |
|----------------|------------|-----------|---------------|------------|-----------|---------------|-------------------|-------------|------------------|
|                | Households | Persons   | Expenditures  | Households | Persons   | Expenditures  | Households (%)    | Persons (%) | Expenditures (%) |
| New York State | 1,599,470  | 2,883,746 | 4,739,753,630 | 1,630,263  | 2,956,391 | 4,939,920,554 | (1.89)            | (2.46)      | (4.05)           |
| New York City  | 942,883    | 1,665,663 | 2,907,993,314 | 949,968    | 1,690,790 | 3,001,417,629 | (0.75)            | (1.49)      | (3.11)           |
| Rest of State  | 656,587    | 1,218,083 | 1,831,760,316 | 680,295    | 1,265,601 | 1,938,502,925 | (3.48)            | (3.75)      | (5.51)           |
| Albany         | 18,588     | 34,692    | 51,262,085    | 19,226     | 35,742    | 53,938,448    | (3.32)            | (2.94)      | (4.96)           |
| Allegany       | 3,078      | 5,817     | 7,863,773     | 3,164      | 6,011     | 8,333,228     | (2.73)            | (3.23)      | (5.63)           |
| Broome         | 16,799     | 30,292    | 46,112,376    | 16,918     | 30,837    | 47,473,155    | (0.71)            | (1.77)      | (2.87)           |
| Cattaraugus    | 6,297      | 12,048    | 16,306,970    | 6,420      | 12,323    | 17,297,560    | (1.90)            | (2.23)      | (5.73)           |
| Cayuga         | 5,347      | 10,166    | 14,654,385    | 5,434      | 10,256    | 15,178,880    | (1.59)            | (0.88)      | (3.46)           |
| Chautauqua     | 13,015     | 24,791    | 37,102,056    | 13,457     | 25,642    | 39,209,681    | (3.29)            | (3.32)      | (5.38)           |
| Chemung        | 7,605      | 14,591    | 22,119,725    | 7,904      | 15,348    | 23,707,702    | (3.78)            | (4.93)      | (6.70)           |
| Chenango       | 3,468      | 6,699     | 9,020,198     | 3,610      | 6,993     | 9,706,049     | (3.94)            | (4.21)      | (7.07)           |
| Clinton        | 6,547      | 11,089    | 15,820,626    | 6,649      | 11,325    | 16,552,400    | (1.54)            | (2.08)      | (4.42)           |
| Columbia       | 3,545      | 5,961     | 8,928,588     | 3,663      | 6,234     | 9,577,760     | (3.22)            | (4.38)      | (6.78)           |
| Cortland       | 3,436      | 6,313     | 8,967,947     | 3,575      | 6,492     | 9,477,624     | (3.90)            | (2.76)      | (5.38)           |
| Delaware       | 2,963      | 5,681     | 7,788,927     | 3,085      | 5,982     | 8,355,193     | (3.94)            | (5.02)      | (6.78)           |
| Dutchess       | 11,041     | 18,904    | 28,841,377    | 11,863     | 20,740    | 32,072,706    | (6.93)            | (8.86)      | (10.08)          |
| Erie           | 81,229     | 150,592   | 232,577,437   | 82,239     | 152,526   | 237,163,291   | (1.23)            | (1.27)      | (1.93)           |
| Essex          | 1,939      | 3,384     | 4,882,652     | 1,980      | 3,441     | 4,970,569     | (2.06)            | (1.64)      | (1.77)           |
| Franklin       | 4,003      | 7,092     | 10,664,511    | 4,092      | 7,326     | 11,102,769    | (2.19)            | (3.19)      | (3.95)           |
| Fulton         | 4,595      | 8,133     | 11,806,962    | 4,785      | 8,721     | 12,843,680    | (3.97)            | (6.75)      | (8.07)           |
| Genesee        | 3,013      | 5,369     | 7,369,062     | 3,092      | 5,597     | 7,891,499     | (2.56)            | (4.07)      | (6.62)           |
| Greene         | 2,977      | 5,077     | 7,826,404     | 3,112      | 5,384     | 8,432,199     | (4.31)            | (5.71)      | (7.18)           |
| Hamilton       | 228        | 360       | 521,764       | 226        | 354       | 525,554       | 1.03              | 1.86        | (0.72)           |
| Herkimer       | 5,078      | 9,357     | 12,962,180    | 5,236      | 9,670     | 13,695,239    | (3.02)            | (3.24)      | (5.35)           |
| Jefferson      | 8,423      | 15,618    | 22,867,646    | 8,393      | 15,652    | 23,218,358    | 0.35              | (0.22)      | (1.51)           |
| Lewis          | 1,878      | 3,527     | 4,580,848     | 1,851      | 3,528     | 4,697,609     | 1.49              | (0.03)      | (2.49)           |
| Livingston     | 3,683      | 6,737     | 9,837,117     | 3,736      | 6,875     | 10,330,153    | (1.42)            | (2.00)      | (4.77)           |
| Madison        | 4,075      | 7,774     | 11,057,719    | 4,247      | 8,224     | 11,882,416    | (4.06)            | (5.47)      | (6.94)           |
| Monroe         | 66,512     | 121,248   | 187,354,367   | 66,818     | 122,193   | 191,865,048   | (0.46)            | (0.77)      | (2.35)           |
| Montgomery     | 4,516      | 9,120     | 13,189,961    | 4,665      | 9,485     | 14,070,550    | (3.20)            | (3.85)      | (6.26)           |
| Nassau         | 35,360     | 54,854    | 82,191,856    | 38,166     | 60,320    | 91,966,529    | (7.35)            | (9.06)      | (10.63)          |
| Niagara        | 17,348     | 30,757    | 46,700,193    | 17,630     | 31,312    | 48,104,885    | (1.60)            | (1.77)      | (2.92)           |
| Oneida         | 19,798     | 39,627    | 58,692,154    | 19,861     | 39,787    | 59,486,921    | (0.32)            | (0.40)      | (1.34)           |
| Onondaga       | 36,728     | 70,481    | 105,842,316   | 37,706     | 72,093    | 109,592,554   | (2.59)            | (2.24)      | (3.42)           |
| Ontario        | 5,136      | 8,956     | 12,871,684    | 5,285      | 9,290     | 13,560,335    | (2.81)            | (3.60)      | (5.08)           |
| Orange         | 17,829     | 41,966    | 62,518,170    | 18,957     | 44,533    | 67,416,277    | (5.95)            | (5.76)      | (7.27)           |
| Orleans        | 3,142      | 5,991     | 8,434,551     | 3,133      | 6,026     | 8,632,150     | 0.28              | (0.58)      | (2.29)           |
| Oswego         | 9,485      | 19,096    | 27,262,862    | 9,499      | 19,366    | 28,248,033    | (0.14)            | (1.40)      | (3.49)           |
| Otsego         | 3,163      | 5,805     | 7,896,641     | 3,158      | 5,805     | 8,073,107     | 0.17              | (0.01)      | (2.19)           |
| Putnam         | 1,586      | 2,467     | 3,655,086     | 1,666      | 2,599     | 4,007,514     | (4.82)            | (5.05)      | (8.79)           |
| Rensselaer     | 8,079      | 15,924    | 23,026,338    | 8,568      | 16,961    | 24,826,596    | (5.70)            | (6.11)      | (7.25)           |
| Rockland       | 15,572     | 44,396    | 66,072,128    | 16,117     | 45,659    | 69,576,694    | (3.38)            | (2.76)      | (5.04)           |
| St. Lawrence   | 8,035      | 15,251    | 21,453,290    | 8,225      | 15,736    | 22,666,084    | (2.31)            | (3.08)      | (5.35)           |
| Saratoga       | 7,983      | 13,819    | 19,303,639    | 8,280      | 14,353    | 20,486,775    | (3.59)            | (3.72)      | (5.78)           |
| Schenectady    | 11,687     | 22,126    | 33,553,102    | 12,404     | 23,253    | 36,459,194    | (5.78)            | (4.85)      | (7.97)           |
| Schoharie      | 1,989      | 3,573     | 5,106,839     | 2,018      | 3,633     | 5,353,226     | (1.45)            | (1.66)      | (4.60)           |
| Schuyler       | 1,211      | 2,296     | 3,071,299     | 1,232      | 2,341     | 3,269,783     | (1.72)            | (1.94)      | (6.07)           |
| Seneca         | 1,733      | 3,209     | 4,478,792     | 1,789      | 3,355     | 4,852,525     | (3.12)            | (4.35)      | (7.70)           |
| Steuben        | 5,762      | 11,194    | 15,220,777    | 5,802      | 11,442    | 15,691,662    | (0.70)            | (2.17)      | (3.00)           |
| Suffolk        | 65,955     | 112,219   | 176,433,011   | 72,296     | 123,408   | 200,565,858   | (8.77)            | (9.07)      | (12.03)          |
| Sullivan       | 6,569      | 13,114    | 19,699,267    | 6,610      | 13,237    | 20,265,488    | (0.62)            | (0.93)      | (2.79)           |
| Tioga          | 2,822      | 5,583     | 7,443,522     | 2,986      | 6,046     | 8,250,723     | (5.52)            | (7.67)      | (9.78)           |
| Tompkins       | 4,528      | 8,078     | 12,000,650    | 4,784      | 8,398     | 12,789,071    | (5.34)            | (3.81)      | (6.16)           |
| Ulster         | 10,932     | 18,726    | 28,929,947    | 11,496     | 20,048    | 31,471,156    | (4.91)            | (6.60)      | (8.07)           |
| Warren         | 3,892      | 6,820     | 9,486,587     | 4,026      | 7,203     | 10,229,789    | (3.32)            | (5.31)      | (7.27)           |
| Washington     | 3,709      | 6,992     | 9,560,184     | 3,849      | 7,281     | 10,198,828    | (3.62)            | (3.97)      | (6.26)           |
| Wayne          | 5,162      | 9,374     | 12,757,270    | 5,430      | 9,930     | 13,859,068    | (4.95)            | (5.60)      | (7.95)           |
| Westchester    | 44,667     | 79,827    | 129,000,125   | 46,898     | 83,867    | 137,545,611   | (4.76)            | (4.82)      | (6.21)           |
| Wyoming        | 1,519      | 2,664     | 3,415,926     | 1,616      | 2,887     | 3,896,502     | (6.02)            | (7.74)      | (12.33)          |
| Yates          | 1,331      | 2,466     | 3,394,447     | 1,368      | 2,531     | 3,590,667     | (2.71)            | (2.56)      | (5.46)           |

Table A-4  
**SUPPLEMENTAL SECURITY INCOME**  
Year to Year Comparison by Local District  
Monthly Average Recipients and Annual Expenditures  
2017 SUMMARY

| Local District | 2017       |                 | 2016       |                 | Percentage Change |                  |
|----------------|------------|-----------------|------------|-----------------|-------------------|------------------|
|                | Recipients | Expenditures    | Recipients | Expenditures    | Recipients (%)    | Expenditures (%) |
| New York State | 699,301    | \$4,984,669,490 | 704,766    | \$4,994,904,297 | (0.78)            | (0.20)           |
| New York City  | 418,934    | 3,004,610,618   | 423,659    | 3,029,249,792   | (1.12)            | (0.81)           |
| Rest of State  | 276,299    | 1,956,225,511   | 276,705    | 1,940,459,404   | (0.15)            | 0.81             |
| Albany         | 7,483      | 52,208,257      | 7,479      | 51,457,171      | 0.04              | 1.46             |
| Allegany       | 1,551      | 10,780,610      | 1,554      | 10,567,411      | (0.21)            | 2.02             |
| Broome         | 7,487      | 55,077,897      | 7,396      | 53,882,431      | 1.23              | 2.22             |
| Cattaraugus    | 2,607      | 18,309,784      | 2,631      | 18,032,290      | (0.90)            | 1.54             |
| Cayuga         | 2,033      | 14,316,200      | 2,020      | 14,016,248      | 0.66              | 2.14             |
| Chautauqua     | 4,948      | 35,264,326      | 5,047      | 35,105,886      | (1.97)            | 0.45             |
| Chemung        | 3,489      | 23,847,032      | 3,508      | 24,084,989      | (0.54)            | (0.99)           |
| Chenango       | 1,673      | 11,436,008      | 1,651      | 11,235,545      | 1.35              | 1.78             |
| Clinton        | 3,023      | 20,451,935      | 3,093      | 20,748,200      | (2.27)            | (1.43)           |
| Columbia       | 1,638      | 11,765,420      | 1,665      | 11,680,020      | (1.60)            | 0.73             |
| Cortland       | 1,230      | 8,512,146       | 1,267      | 8,524,980       | (2.92)            | (0.15)           |
| Delaware       | 1,347      | 9,060,870       | 1,337      | 8,978,819       | 0.75              | 0.91             |
| Dutchess       | 5,862      | 41,234,079      | 5,972      | 41,886,208      | (1.84)            | (1.56)           |
| Erie           | 30,568     | 223,402,465     | 30,500     | 219,327,119     | 0.22              | 1.86             |
| Essex          | 1,083      | 7,417,869       | 1,083      | 7,606,513       | 0.00              | (2.48)           |
| Franklin       | 1,858      | 13,512,405      | 1,848      | 13,045,762      | 0.53              | 3.58             |
| Fulton         | 2,279      | 15,669,883      | 2,271      | 15,667,220      | 0.38              | 0.02             |
| Genesee        | 1,275      | 8,832,997       | 1,285      | 8,986,173       | (0.73)            | (1.70)           |
| Greene         | 1,520      | 10,814,181      | 1,503      | 10,077,710      | 1.16              | 7.31             |
| Hamilton       | 65         | 360,436         | 69         | 466,857         | (5.88)            | (22.80)          |
| Herkimer       | 1,798      | 11,923,108      | 1,800      | 11,743,437      | (0.11)            | 1.53             |
| Jefferson      | 2,948      | 20,599,538      | 2,994      | 20,440,207      | (1.53)            | 0.78             |
| Lewis          | 623        | 3,958,668       | 624        | 4,111,938       | (0.20)            | (3.73)           |
| Livingston     | 1,327      | 9,471,080       | 1,310      | 9,440,059       | 1.25              | 0.33             |
| Madison        | 1,430      | 10,053,539      | 1,451      | 9,854,045       | (1.44)            | 2.02             |
| Monroe         | 28,241     | 213,926,773     | 27,992     | 210,230,950     | 0.89              | 1.76             |
| Montgomery     | 2,024      | 14,727,553      | 2,053      | 14,509,987      | (1.43)            | 1.50             |
| Nassau         | 18,896     | 127,314,351     | 19,152     | 128,899,001     | (1.34)            | (1.23)           |
| Niagara        | 6,415      | 46,687,366      | 6,412      | 45,846,582      | 0.04              | 1.83             |
| Oneida         | 8,726      | 61,940,392      | 8,809      | 62,109,569      | (0.95)            | (0.27)           |
| Onondaga       | 15,474     | 114,941,570     | 15,514     | 114,130,179     | (0.26)            | 0.71             |
| Ontario        | 2,019      | 13,962,600      | 2,033      | 13,332,579      | (0.68)            | 4.73             |
| Orange         | 7,511      | 53,287,830      | 7,460      | 52,612,969      | 0.68              | 1.28             |
| Orleans        | 1,039      | 7,012,559       | 1,053      | 7,190,313       | (1.35)            | (2.47)           |
| Oswego         | 3,569      | 25,567,180      | 3,561      | 25,102,723      | 0.22              | 1.85             |
| Otsego         | 1,556      | 10,766,319      | 1,547      | 10,846,833      | 0.59              | (0.74)           |
| Putnam         | 948        | 6,064,352       | 933        | 5,907,188       | 1.59              | 2.66             |
| Rensselaer     | 4,844      | 34,692,872      | 4,839      | 34,638,157      | 0.10              | 0.16             |
| Rockland       | 5,611      | 38,994,371      | 5,605      | 38,807,109      | 0.12              | 0.48             |
| St. Lawrence   | 4,040      | 27,969,262      | 4,057      | 28,055,960      | (0.41)            | (0.31)           |
| Saratoga       | 3,205      | 21,474,446      | 3,216      | 21,135,036      | (0.36)            | 1.61             |
| Schenectady    | 5,964      | 43,167,605      | 6,019      | 43,515,091      | (0.90)            | (0.80)           |
| Schoharie      | 754        | 5,137,919       | 746        | 5,260,376       | 1.03              | (2.33)           |
| Schuyler       | 467        | 3,268,559       | 479        | 3,190,423       | (2.50)            | 2.45             |
| Seneca         | 881        | 6,181,360       | 858        | 5,794,708       | 2.59              | 6.67             |
| Steuben        | 3,124      | 21,249,098      | 3,175      | 21,587,895      | (1.61)            | (1.57)           |
| Suffolk        | 23,077     | 159,078,896     | 23,233     | 159,835,655     | (0.67)            | (0.47)           |
| Sullivan       | 2,953      | 20,137,564      | 2,841      | 18,985,284      | 3.96              | 6.07             |
| Tioga          | 1,226      | 8,462,839       | 1,232      | 8,529,676       | (0.47)            | (0.78)           |
| Tompkins       | 1,736      | 11,917,353      | 1,712      | 11,432,679      | 1.41              | 4.24             |
| Ulster         | 4,547      | 31,281,939      | 4,547      | 30,856,376      | 0.01              | 1.38             |
| Warren         | 1,743      | 11,379,760      | 1,758      | 11,529,695      | (0.89)            | (1.30)           |
| Washington     | 1,740      | 11,591,431      | 1,732      | 11,652,707      | 0.47              | (0.53)           |
| Wayne          | 2,371      | 16,856,379      | 2,325      | 15,939,356      | 2.00              | 5.75             |
| Westchester    | 19,234     | 130,415,446     | 19,199     | 129,337,872     | 0.19              | 0.83             |
| Wyoming        | 719        | 5,069,729       | 727        | 5,108,288       | (1.12)            | (0.75)           |
| Yates          | 502        | 3,419,105       | 530        | 3,580,950       | (5.23)            | (4.52)           |
| Mental Hygiene | 4,069      | 23,833,361      | 4,402      | 25,195,101      | (7.55)            | (5.40)           |

Table A-5  
**TEMPORARY ASSISTANCE**  
Monthly Average Cases, Recipients, Children and Adults, and Annual Expenditures by Local District  
2017 SUMMARY

| Local District | Temporary Assistance |            |          |         |                    |
|----------------|----------------------|------------|----------|---------|--------------------|
|                | Monthly Average      |            |          |         | Total Expenditures |
|                | Cases                | Recipients | Children | Adults  |                    |
| New York State | 287,642              | 546,013    | 270,181  | 275,832 | \$2,162,656,039    |
| New York City  | 191,089              | 358,810    | 164,079  | 194,731 | 1,424,028,552      |
| Rest of State  | 96,553               | 187,202    | 106,102  | 81,101  | 738,627,487        |
| Albany         | 2,635                | 5,601      | 3,346    | 2,255   | 21,919,553         |
| Allegany       | 429                  | 757        | 410      | 347     | 2,566,312          |
| Broome         | 3,594                | 6,387      | 3,491    | 2,896   | 22,834,552         |
| Cattaraugus    | 748                  | 1,186      | 637      | 549     | 4,646,796          |
| Cayuga         | 814                  | 1,437      | 763      | 674     | 5,907,331          |
| Chautauqua     | 2,262                | 4,547      | 2,591    | 1,956   | 14,557,530         |
| Chemung        | 682                  | 1,142      | 767      | 375     | 4,647,704          |
| Chenango       | 387                  | 637        | 367      | 270     | 2,218,234          |
| Clinton        | 808                  | 1,244      | 736      | 508     | 5,443,978          |
| Columbia       | 513                  | 900        | 467      | 433     | 4,243,570          |
| Cortland       | 626                  | 1,010      | 473      | 537     | 4,226,538          |
| Delaware       | 212                  | 324        | 202      | 122     | 1,293,397          |
| Dutchess       | 1,118                | 1,822      | 1,125    | 696     | 10,722,090         |
| Erie           | 13,991               | 30,088     | 17,354   | 12,734  | 85,234,760         |
| Essex          | 126                  | 200        | 122      | 78      | 906,303            |
| Franklin       | 489                  | 821        | 388      | 433     | 2,895,697          |
| Fulton         | 262                  | 423        | 249      | 175     | 1,775,949          |
| Genesee        | 341                  | 610        | 344      | 266     | 2,179,346          |
| Greene         | 366                  | 635        | 339      | 296     | 2,799,210          |
| Hamilton       | 18                   | 27         | 10       | 16      | 75,305             |
| Herkimer       | 473                  | 774        | 429      | 345     | 2,810,031          |
| Jefferson      | 1,207                | 2,054      | 1,019    | 1,035   | 7,732,355          |
| Lewis          | 104                  | 148        | 96       | 53      | 619,554            |
| Livingston     | 725                  | 1,309      | 644      | 665     | 5,049,748          |
| Madison        | 364                  | 611        | 350      | 261     | 2,366,185          |
| Monroe         | 12,305               | 25,077     | 14,495   | 10,582  | 81,869,173         |
| Montgomery     | 531                  | 1,125      | 701      | 425     | 3,606,826          |
| Nassau         | 5,277                | 9,538      | 5,073    | 4,465   | 56,659,482         |
| Niagara        | 2,636                | 4,898      | 2,721    | 2,177   | 15,184,743         |
| Oneida         | 3,882                | 8,868      | 5,241    | 3,627   | 24,982,990         |
| Onondaga       | 7,098                | 15,234     | 8,882    | 6,352   | 46,130,464         |
| Ontario        | 868                  | 1,350      | 677      | 673     | 6,422,821          |
| Orange         | 2,423                | 4,640      | 2,641    | 1,999   | 24,136,600         |
| Orleans        | 619                  | 1,073      | 575      | 498     | 3,701,635          |
| Oswego         | 1,635                | 3,228      | 1,795    | 1,433   | 10,703,416         |
| Otsego         | 230                  | 346        | 182      | 165     | 2,225,100          |
| Putnam         | 103                  | 143        | 85       | 59      | 1,131,766          |
| Rensselaer     | 1,479                | 3,478      | 2,249    | 1,230   | 11,400,660         |
| Rockland       | 1,048                | 2,026      | 1,247    | 779     | 8,830,881          |
| St. Lawrence   | 1,145                | 2,167      | 1,182    | 986     | 6,576,692          |
| Saratoga       | 410                  | 591        | 361      | 230     | 3,010,484          |
| Schenectady    | 1,626                | 3,426      | 2,171    | 1,255   | 12,257,615         |
| Schoharie      | 178                  | 292        | 188      | 104     | 1,444,633          |
| Schuyler       | 170                  | 309        | 174      | 135     | 1,198,814          |
| Seneca         | 255                  | 414        | 224      | 190     | 1,666,733          |
| Steuben        | 865                  | 1,439      | 761      | 678     | 5,449,606          |
| Suffolk        | 8,249                | 14,384     | 7,231    | 7,153   | 88,078,629         |
| Sullivan       | 695                  | 1,218      | 730      | 488     | 5,163,172          |
| Tioga          | 351                  | 564        | 376      | 188     | 2,329,971          |
| Tompkins       | 742                  | 1,199      | 574      | 625     | 5,029,704          |
| Ulster         | 1,328                | 2,245      | 1,200    | 1,045   | 12,271,137         |
| Warren         | 240                  | 383        | 222      | 162     | 1,938,792          |
| Washington     | 379                  | 637        | 370      | 267     | 3,030,855          |
| Wayne          | 614                  | 985        | 551      | 434     | 3,725,649          |
| Westchester    | 5,537                | 10,722     | 6,216    | 4,507   | 66,547,867         |
| Wyoming        | 196                  | 297        | 155      | 142     | 1,224,759          |
| Yates          | 146                  | 213        | 134      | 79      | 1,023,790          |

Table A-6  
**FAMILY ASSISTANCE-FP**  
 Monthly Average Cases, Recipients, Children and Adults, and Annual Expenditures by Local District  
 2017 SUMMARY

| Local District | Family Assistance-FP |            |          |        |               | Total Expenditures |
|----------------|----------------------|------------|----------|--------|---------------|--------------------|
|                | Monthly Average      |            |          |        |               |                    |
|                | Cases                | Recipients | Children | Adults |               |                    |
| New York State | 92,873               | 215,189    | 157,964  | 57,225 | \$712,220,850 |                    |
| New York City  | 53,217               | 125,372    | 89,375   | 35,997 | 399,400,289   |                    |
| Rest of State  | 39,656               | 89,817     | 68,590   | 21,227 | 312,820,561   |                    |
| Albany         | 1,232                | 2,832      | 2,108    | 724    | 10,004,980    |                    |
| Allegany       | 192                  | 407        | 309      | 98     | 1,169,131     |                    |
| Broome         | 1,465                | 3,115      | 2,382    | 733    | 10,210,067    |                    |
| Cattaraugus    | 320                  | 623        | 500      | 123    | 1,995,838     |                    |
| Cayuga         | 343                  | 792        | 592      | 200    | 2,518,748     |                    |
| Chautauqua     | 978                  | 2,278      | 1,692    | 586    | 6,743,464     |                    |
| Chemung        | 361                  | 711        | 620      | 91     | 2,355,975     |                    |
| Chenango       | 198                  | 389        | 310      | 79     | 1,230,223     |                    |
| Clinton        | 397                  | 725        | 618      | 107    | 2,485,730     |                    |
| Columbia       | 204                  | 452        | 342      | 110    | 1,582,282     |                    |
| Cortland       | 232                  | 485        | 360      | 126    | 1,629,304     |                    |
| Delaware       | 119                  | 224        | 191      | 34     | 730,818       |                    |
| Dutchess       | 524                  | 1,028      | 879      | 149    | 5,391,213     |                    |
| Erie           | 5,713                | 13,896     | 10,271   | 3,624  | 38,330,239    |                    |
| Essex          | 68                   | 128        | 108      | 20     | 428,937       |                    |
| Franklin       | 185                  | 407        | 290      | 117    | 1,149,278     |                    |
| Fulton         | 121                  | 254        | 213      | 41     | 816,858       |                    |
| Genesee        | 150                  | 330        | 256      | 74     | 952,805       |                    |
| Greene         | 144                  | 307        | 241      | 66     | 1,006,396     |                    |
| Hamilton       | 6                    | 11         | 8        | 3      | 27,532        |                    |
| Herkimer       | 214                  | 436        | 350      | 86     | 1,352,430     |                    |
| Jefferson      | 452                  | 1,007      | 761      | 247    | 2,917,242     |                    |
| Lewis          | 57                   | 95         | 84       | 11     | 326,781       |                    |
| Livingston     | 306                  | 703        | 489      | 214    | 2,226,324     |                    |
| Madison        | 162                  | 329        | 266      | 63     | 1,028,073     |                    |
| Monroe         | 4,824                | 11,191     | 8,415    | 2,775  | 35,738,835    |                    |
| Montgomery     | 283                  | 687        | 527      | 160    | 1,949,368     |                    |
| Nassau         | 1,859                | 4,001      | 3,149    | 852    | 20,892,417    |                    |
| Niagara        | 1,074                | 2,362      | 1,803    | 558    | 6,888,589     |                    |
| Oneida         | 1,609                | 4,110      | 3,018    | 1,093  | 11,035,056    |                    |
| Onondaga       | 2,998                | 7,343      | 5,410    | 1,933  | 20,992,274    |                    |
| Ontario        | 357                  | 734        | 569      | 165    | 2,460,890     |                    |
| Orange         | 974                  | 2,166      | 1,686    | 480    | 9,792,984     |                    |
| Orleans        | 251                  | 526        | 392      | 134    | 1,657,411     |                    |
| Oswego         | 728                  | 1,722      | 1,272    | 449    | 5,077,744     |                    |
| Otsego         | 99                   | 201        | 166      | 34     | 882,750       |                    |
| Putnam         | 48                   | 81         | 72       | 9      | 492,028       |                    |
| Rensselaer     | 853                  | 1,981      | 1,438    | 542    | 6,248,696     |                    |
| Rockland       | 463                  | 1,007      | 851      | 156    | 4,129,338     |                    |
| St. Lawrence   | 464                  | 1,024      | 781      | 243    | 2,826,400     |                    |
| Saratoga       | 200                  | 353        | 319      | 34     | 1,229,813     |                    |
| Schenectady    | 819                  | 1,897      | 1,484    | 414    | 6,241,616     |                    |
| Schoharie      | 100                  | 202        | 173      | 29     | 724,312       |                    |
| Schuyler       | 73                   | 172        | 136      | 36     | 500,053       |                    |
| Seneca         | 105                  | 207        | 162      | 45     | 664,330       |                    |
| Steuben        | 343                  | 739        | 579      | 160    | 2,275,762     |                    |
| Suffolk        | 2,738                | 6,166      | 4,757    | 1,409  | 29,676,833    |                    |
| Sullivan       | 325                  | 657        | 536      | 122    | 2,264,415     |                    |
| Tioga          | 214                  | 392        | 330      | 61     | 1,399,917     |                    |
| Tompkins       | 258                  | 542        | 410      | 132    | 1,662,794     |                    |
| Ulster         | 542                  | 1,036      | 804      | 232    | 5,066,170     |                    |
| Warren         | 114                  | 224        | 187      | 37     | 825,903       |                    |
| Washington     | 188                  | 379        | 304      | 75     | 1,375,191     |                    |
| Wayne          | 298                  | 588        | 471      | 117    | 1,892,569     |                    |
| Westchester    | 2,146                | 4,868      | 3,905    | 963    | 26,316,704    |                    |
| Wyoming        | 90                   | 169        | 134      | 35     | 562,461       |                    |
| Yates          | 77                   | 130        | 112      | 18     | 466,270       |                    |

Table A-7  
SAFETY NET ASSISTANCE\*  
Monthly Average Cases, Recipients, Children and Adults, and Annual Expenditures by Local District  
2017 SUMMARY

| Local District | Safety Net Assistance |            |          |         |                    |
|----------------|-----------------------|------------|----------|---------|--------------------|
|                | Monthly Average       |            |          |         | Total Expenditures |
|                | Cases                 | Recipients | Children | Adults  |                    |
| New York State | 194,769               | 330,824    | 112,216  | 218,607 | \$1,450,435,189    |
| New York City  | 137,873               | 233,438    | 74,704   | 158,734 | 1,024,628,263      |
| Rest of State  | 56,896                | 97,385     | 37,512   | 59,874  | 425,806,926        |
| Albany         | 1,403                 | 2,769      | 1,238    | 1,531   | 11,914,573         |
| Allegany       | 237                   | 350        | 101      | 249     | 1,397,181          |
| Broome         | 2,129                 | 3,272      | 1,109    | 2,163   | 12,624,485         |
| Cattaraugus    | 428                   | 563        | 138      | 426     | 2,650,958          |
| Cayuga         | 471                   | 644        | 171      | 473     | 3,388,583          |
| Chautauqua     | 1,284                 | 2,269      | 899      | 1,370   | 7,814,066          |
| Chemung        | 321                   | 431        | 147      | 284     | 2,291,729          |
| Chenango       | 190                   | 249        | 57       | 191     | 988,011            |
| Clinton        | 411                   | 519        | 118      | 401     | 2,958,248          |
| Columbia       | 309                   | 447        | 124      | 323     | 2,661,288          |
| Cortland       | 394                   | 525        | 114      | 411     | 2,597,234          |
| Delaware       | 93                    | 100        | 12       | 88      | 562,579            |
| Dutchess       | 595                   | 794        | 247      | 547     | 5,330,877          |
| Erie           | 8,277                 | 16,193     | 7,083    | 9,110   | 46,904,521         |
| Essex          | 59                    | 73         | 14       | 59      | 477,366            |
| Franklin       | 305                   | 414        | 99       | 316     | 1,746,419          |
| Fulton         | 141                   | 169        | 36       | 134     | 959,091            |
| Genesee        | 191                   | 280        | 88       | 191     | 1,226,541          |
| Greene         | 222                   | 328        | 98       | 229     | 1,792,814          |
| Hamilton       | 13                    | 16         | 2        | 13      | 47,773             |
| Herkimer       | 259                   | 338        | 79       | 259     | 1,457,601          |
| Jefferson      | 755                   | 1,047      | 259      | 788     | 4,815,113          |
| Lewis          | 48                    | 53         | 12       | 41      | 292,773            |
| Livingston     | 420                   | 606        | 155      | 451     | 2,823,424          |
| Madison        | 202                   | 282        | 84       | 198     | 1,338,112          |
| Monroe         | 7,482                 | 13,886     | 6,079    | 7,807   | 46,130,338         |
| Montgomery     | 248                   | 439        | 174      | 265     | 1,657,458          |
| Nassau         | 3,417                 | 5,537      | 1,924    | 3,614   | 35,767,065         |
| Niagara        | 1,562                 | 2,536      | 917      | 1,619   | 8,296,154          |
| Oneida         | 2,273                 | 4,758      | 2,224    | 2,534   | 13,947,934         |
| Onondaga       | 4,100                 | 7,891      | 3,472    | 4,419   | 25,138,190         |
| Ontario        | 512                   | 616        | 108      | 507     | 3,961,931          |
| Orange         | 1,450                 | 2,474      | 955      | 1,519   | 14,343,616         |
| Orleans        | 368                   | 547        | 182      | 364     | 2,044,224          |
| Oswego         | 906                   | 1,506      | 523      | 983     | 5,625,672          |
| Otsego         | 131                   | 146        | 15       | 130     | 1,342,350          |
| Putnam         | 55                    | 63         | 12       | 50      | 639,738            |
| Rensselaer     | 626                   | 1,498      | 811      | 687     | 5,151,964          |
| Rockland       | 585                   | 1,019      | 397      | 623     | 4,701,543          |
| St. Lawrence   | 681                   | 1,143      | 401      | 742     | 3,750,292          |
| Saratoga       | 210                   | 238        | 42       | 196     | 1,780,671          |
| Schenectady    | 806                   | 1,529      | 688      | 841     | 6,015,999          |
| Schoharie      | 78                    | 90         | 16       | 75      | 720,321            |
| Schuyler       | 97                    | 137        | 38       | 99      | 698,761            |
| Seneca         | 150                   | 207        | 63       | 145     | 1,002,403          |
| Steuben        | 522                   | 700        | 182      | 518     | 3,173,844          |
| Suffolk        | 5,512                 | 8,219      | 2,474    | 5,745   | 58,401,796         |
| Sullivan       | 369                   | 561        | 195      | 366     | 2,898,757          |
| Tioga          | 138                   | 173        | 46       | 127     | 930,054            |
| Tompkins       | 484                   | 657        | 164      | 493     | 3,366,910          |
| Ulster         | 786                   | 1,209      | 396      | 813     | 7,204,967          |
| Warren         | 125                   | 159        | 34       | 125     | 1,112,889          |
| Washington     | 191                   | 258        | 65       | 193     | 1,655,664          |
| Wayne          | 316                   | 397        | 80       | 317     | 1,833,080          |
| Westchester    | 3,391                 | 5,854      | 2,311    | 3,544   | 40,231,163         |
| Wyoming        | 106                   | 128        | 21       | 106     | 662,298            |
| Yates          | 68                    | 83         | 22       | 61      | 557,520            |



Table A-8  
**TEMPORARY ASSISTANCE BY FUNDING SOURCE**  
 Monthly Average Cases and Recipients, and Annual Expenditures  
 2017 SUMMARY

| Local District | Total   |            |                 | Federally Participating-TANF Family Assistance-FP and Safety Net Assistance-FP |            |               | Federally Non-Participating Safety Net Assistance-FNP and Family Assistance-FNP |            |                 |
|----------------|---------|------------|-----------------|--|------------|---------------|---|------------|-----------------|
|                | Cases   | Recipients | Expenditures    | Cases  | Recipients | Expenditures  | Cases   | Recipients | Expenditures    |
| New York State | 287,642 | 546,013    | \$2,162,656,039 | 93,966   | 218,024    | \$720,590,438 | 193,676   | 327,988    | \$1,442,065,601 |
| New York City  | 191,089 | 358,810    | 1,424,028,552   | 53,311   | 125,547    | 399,811,978   | 137,778   | 233,263    | 1,024,216,574   |
| Rest of State  | 96,553  | 187,202    | 738,627,487     | 40,655   | 92,477     | 320,778,460   | 55,898  | 94,726     | 417,849,027     |
| Albany         | 2,635   | 5,601      | 21,919,553      | 1,248  | 2,874      | 10,214,461    | 1,386   | 2,727      | 11,705,092      |
| Allegany       | 429     | 757        | 2,566,312       | 192  | 407        | 1,170,012     | 237   | 350        | 1,396,300       |
| Broome         | 3,594   | 6,387      | 22,834,552      | 1,504  | 3,203      | 10,493,736    | 2,090   | 3,184      | 12,340,816      |
| Cattaraugus    | 748     | 1,186      | 4,646,796       | 340  | 681        | 2,128,605     | 408   | 505        | 2,518,191       |
| Cayuga         | 814     | 1,437      | 5,907,331       | 362  | 838        | 2,659,309     | 452   | 598        | 3,248,022       |
| Chautauqua     | 2,262   | 4,547      | 14,557,530      | 996  | 2,336      | 6,867,913     | 1,266   | 2,212      | 7,689,617       |
| Chemung        | 682     | 1,142      | 4,647,704       | 367  | 723        | 2,382,772     | 316   | 418        | 2,264,932       |
| Chenango       | 387     | 637        | 2,218,234       | 203  | 401        | 1,261,022     | 185   | 236        | 957,212         |
| Clinton        | 808     | 1,244      | 5,443,978       | 404  | 743        | 2,544,477     | 404   | 501        | 2,899,501       |
| Columbia       | 513     | 900        | 4,243,570       | 212  | 477        | 1,658,416     | 301   | 423        | 2,585,154       |
| Cortland       | 626     | 1,010      | 4,226,538       | 248  | 521        | 1,760,370     | 378   | 489        | 2,466,168       |
| Delaware       | 212     | 324        | 1,293,397       | 119  | 224        | 730,818       | 93  | 100        | 562,579         |
| Dutchess       | 1,118   | 1,822      | 10,722,090      | 534  | 1,049      | 5,518,904     | 584   | 773        | 5,203,186       |
| Erie           | 13,991  | 30,088     | 85,234,760      | 5,852  | 14,261     | 39,254,904    | 8,138   | 15,828     | 45,979,856      |
| Essex          | 126     | 200        | 906,303         | 69   | 133        | 441,965       | 57  | 68         | 464,338         |
| Franklin       | 489     | 821        | 2,895,697       | 185  | 408        | 1,153,235     | 304   | 413        | 1,742,462       |
| Fulton         | 262     | 423        | 1,775,949       | 126  | 270        | 846,252       | 137   | 154        | 929,697         |
| Genesee        | 341     | 610        | 2,179,346       | 160  | 354        | 1,022,074     | 181   | 256        | 1,157,272       |
| Greene         | 366     | 635        | 2,799,210       | 146  | 316        | 1,023,587     | 220   | 319        | 1,775,623       |
| Hamilton       | 18      | 27         | 75,305          | 6  | 11         | 27,532        | 13  | 16         | 47,773          |
| Herkimer       | 473     | 774        | 2,810,031       | 222  | 455        | 1,425,148     | 251   | 319        | 1,384,883       |
| Jefferson      | 1,207   | 2,054      | 7,732,355       | 471  | 1,060      | 3,031,313     | 736   | 994        | 4,701,042       |
| Lewis          | 104     | 148        | 619,554         | 58   | 97         | 334,265       | 47  | 51         | 285,289         |
| Livingston     | 725     | 1,309      | 5,049,748       | 316  | 732        | 2,326,243     | 409   | 577        | 2,723,505       |
| Madison        | 364     | 611        | 2,366,185       | 175  | 360        | 1,115,623     | 189   | 251        | 1,250,562       |
| Monroe         | 12,305  | 25,077     | 81,869,173      | 5,121  | 11,981     | 37,754,919    | 7,184   | 13,096     | 44,114,254      |
| Montgomery     | 531     | 1,125      | 3,606,826       | 290  | 713        | 2,013,873     | 241   | 412        | 1,592,953       |
| Nassau         | 5,277   | 9,538      | 56,659,482      | 1,863  | 4,012      | 20,940,303    | 3,413   | 5,526      | 35,719,179      |
| Niagara        | 2,636   | 4,898      | 15,184,743      | 1,144  | 2,551      | 7,293,709     | 1,492   | 2,347      | 7,891,034       |
| Oneida         | 3,882   | 8,868      | 24,982,990      | 1,632  | 4,192      | 11,198,689    | 2,250   | 4,676      | 13,784,301      |
| Onondaga       | 7,098   | 15,234     | 46,130,464      | 3,011  | 7,376      | 21,080,741    | 4,087   | 7,858      | 25,049,723      |
| Ontario        | 868     | 1,350      | 6,422,821       | 362  | 745        | 2,514,843     | 506   | 605        | 3,907,978       |
| Orange         | 2,423   | 4,640      | 24,136,600      | 989  | 2,203      | 10,127,111    | 1,434   | 2,437      | 14,009,489      |
| Orleans        | 619     | 1,073      | 3,701,635       | 261  | 555        | 1,738,151     | 358   | 518        | 1,963,484       |
| Oswego         | 1,635   | 3,228      | 10,703,416      | 760  | 1,814      | 5,303,557     | 875   | 1,414      | 5,399,859       |
| Otsego         | 230     | 346        | 2,225,100       | 101  | 206        | 924,404       | 129   | 140        | 1,300,696       |
| Putnam         | 103     | 143        | 1,131,766       | 49   | 83         | 499,556       | 54  | 60         | 632,210         |
| Rensselaer     | 1,479   | 3,478      | 11,400,660      | 864  | 2,012      | 6,335,695     | 615   | 1,467      | 5,064,965       |
| Rockland       | 1,048   | 2,026      | 8,830,881       | 467  | 1,014      | 4,179,829     | 581   | 1,012      | 4,651,052       |
| St. Lawrence   | 1,145   | 2,167      | 6,576,692       | 470  | 1,037      | 2,881,985     | 675   | 1,130      | 3,694,707       |
| Saratoga       | 410     | 591        | 3,010,484       | 202  | 359        | 1,240,768     | 208   | 233        | 1,769,716       |
| Schenectady    | 1,626   | 3,426      | 12,257,615      | 821  | 1,901      | 6,249,683     | 805   | 1,525      | 6,007,932       |
| Schoharie      | 178     | 292        | 1,444,633       | 101  | 203        | 737,273       | 78  | 89         | 707,360         |
| Schuyler       | 170     | 309        | 1,198,814       | 75   | 177        | 523,224       | 95  | 132        | 675,590         |
| Seneca         | 255     | 414        | 1,666,733       | 108  | 215        | 688,648       | 147   | 200        | 978,085         |
| Steuben        | 865     | 1,439      | 5,449,606       | 343  | 740        | 2,282,654     | 521   | 699        | 3,166,952       |
| Suffolk        | 8,249   | 14,384     | 88,078,629      | 2,780  | 6,291      | 30,155,319    | 5,470   | 8,094      | 57,923,310      |
| Sullivan       | 695     | 1,218      | 5,163,172       | 329  | 667        | 2,300,330     | 366   | 551        | 2,862,842       |
| Tioga          | 351     | 564        | 2,329,971       | 219  | 402        | 1,489,268     | 132   | 163        | 840,703         |
| Tompkins       | 742     | 1,199      | 5,029,704       | 274  | 579        | 1,819,800     | 469   | 620        | 3,209,904       |
| Ulster         | 1,328   | 2,245      | 12,271,137      | 547  | 1,047      | 5,128,577     | 781   | 1,198      | 7,142,560       |
| Warren         | 240     | 383        | 1,938,792       | 120  | 238        | 868,788       | 120   | 145        | 1,070,004       |
| Washington     | 379     | 637        | 3,030,855       | 196  | 403        | 1,472,050     | 183   | 234        | 1,558,805       |
| Wayne          | 614     | 985        | 3,725,649       | 315  | 632        | 2,044,302     | 299   | 353        | 1,681,347       |
| Westchester    | 5,537   | 10,722     | 66,547,867      | 2,159  | 4,898      | 26,559,253    | 3,378   | 5,824      | 39,988,614      |
| Wyoming        | 196     | 297        | 1,224,759       | 91   | 174        | 571,932       | 104   | 123        | 652,827         |
| Yates          | 146     | 213        | 1,023,790       | 77   | 130        | 466,270       | 68  | 83         | 557,520         |

Table A-9  
SAFETY NET ASSISTANCE-FNP BY CASE CATEGORY  
Monthly Average Cases and Recipients, and Annual Expenditures  
2017 SUMMARY

| Local District | Total   |            |                 | Maintenance of Effort (MOE) |            |               | Non-Maintenance of Effort (Non-MOE)* |            |                 |
|----------------|---------|------------|-----------------|-----------------------------|------------|---------------|--------------------------------------|------------|-----------------|
|                | Cases   | Recipients | Expenditures    | Cases                       | Recipients | Expenditures  | Cases                                | Recipients | Expenditures    |
| New York State | 193,676 | 327,988    | \$1,442,065,601 | 37,095                      | 123,663    | \$326,501,472 | 156,581                              | 204,325    | \$1,115,564,129 |
| New York City  | 137,778 | 233,263    | 1,024,216,574   | 27,230                      | 88,675     | 230,622,781   | 110,549                              | 144,588    | 793,593,793     |
| Rest of State  | 55,898  | 94,726     | 417,849,027     | 9,865                       | 34,989     | 95,878,691    | 46,032                               | 59,737     | 321,970,336     |
| Albany         | 1,386   | 2,727      | 11,705,092      | 281                         | 1,030      | 3,078,010     | 1,106                                | 1,697      | 8,627,082       |
| Allegany       | 237     | 350        | 1,396,300       | 29                          | 90         | 217,830       | 208                                  | 260        | 1,178,470       |
| Broome         | 2,090   | 3,184      | 12,340,816      | 303                         | 1,083      | 2,445,637     | 1,787                                | 2,101      | 9,895,179       |
| Cattaraugus    | 408     | 505        | 2,518,191       | 27                          | 85         | 184,349       | 381                                  | 420        | 2,333,842       |
| Cayuga         | 452     | 598        | 3,248,022       | 42                          | 140        | 342,539       | 411                                  | 459        | 2,905,483       |
| Chautauqua     | 1,266   | 2,212      | 7,689,617       | 279                         | 951        | 2,291,807     | 987                                  | 1,261      | 5,397,810       |
| Chemung        | 316     | 418        | 2,264,932       | 21                          | 78         | 160,739       | 295                                  | 340        | 2,104,193       |
| Chenango       | 185     | 236        | 957,212         | 9                           | 29         | 63,233        | 176                                  | 207        | 893,979         |
| Clinton        | 404     | 501        | 2,899,501       | 30                          | 96         | 237,504       | 374                                  | 405        | 2,661,997       |
| Columbia       | 301     | 423        | 2,585,154       | 30                          | 102        | 325,925       | 271                                  | 321        | 2,259,229       |
| Cortland       | 378     | 489        | 2,466,168       | 25                          | 83         | 203,797       | 353                                  | 406        | 2,262,371       |
| Delaware       | 93      | 100        | 562,579         | 1                           | 2          | 3,459         | 92                                   | 98         | 559,120         |
| Dutchess       | 584     | 773        | 5,203,186       | 60                          | 209        | 698,740       | 524                                  | 564        | 4,504,446       |
| Erie           | 8,138   | 15,828     | 45,979,856      | 1,536                       | 5,605      | 11,184,512    | 6,602                                | 10,223     | 34,795,344      |
| Essex          | 57      | 68         | 464,338         | 2                           | 8          | 17,999        | 55                                   | 60         | 446,339         |
| Franklin       | 304     | 413        | 1,742,462       | 32                          | 107        | 211,427       | 272                                  | 306        | 1,531,035       |
| Fulton         | 137     | 154        | 929,697         | 3                           | 11         | 22,112        | 134                                  | 143        | 907,585         |
| Genesee        | 181     | 256        | 1,157,272       | 20                          | 77         | 141,819       | 162                                  | 178        | 1,015,453       |
| Greene         | 220     | 319        | 1,775,623       | 28                          | 97         | 219,561       | 192                                  | 222        | 1,556,062       |
| Hamilton       | 13      | 16         | 47,773          | 0                           | 0          | 0             | 13                                   | 16         | 47,773          |
| Herkimer       | 251     | 319        | 1,384,883       | 22                          | 73         | 165,418       | 229                                  | 246        | 1,219,465       |
| Jefferson      | 736     | 994        | 4,701,042       | 54                          | 166        | 376,058       | 682                                  | 827        | 4,324,984       |
| Lewis          | 47      | 51         | 285,289         | 2                           | 5          | 10,134        | 45                                   | 47         | 275,155         |
| Livingston     | 409     | 577        | 2,723,505       | 35                          | 119        | 257,154       | 374                                  | 458        | 2,466,351       |
| Madison        | 189     | 251        | 1,250,562       | 19                          | 68         | 149,663       | 170                                  | 183        | 1,100,899       |
| Monroe         | 7,184   | 13,096     | 44,114,254      | 1,864                       | 6,571      | 14,491,708    | 5,320                                | 6,525      | 29,622,546      |
| Montgomery     | 241     | 412        | 1,592,953       | 49                          | 174        | 362,173       | 192                                  | 239        | 1,230,780       |
| Nassau         | 3,413   | 5,526      | 35,719,179      | 640                         | 2,090      | 10,578,622    | 2,774                                | 3,436      | 25,140,557      |
| Niagara        | 1,492   | 2,347      | 7,891,034       | 239                         | 859        | 1,609,885     | 1,253                                | 1,488      | 6,281,149       |
| Oneida         | 2,250   | 4,676      | 13,784,301      | 462                         | 1,854      | 3,610,455     | 1,788                                | 2,822      | 10,173,846      |
| Onondaga       | 4,087   | 7,858      | 25,049,723      | 685                         | 2,648      | 5,477,429     | 3,403                                | 5,210      | 19,572,294      |
| Ontario        | 506     | 605        | 3,907,978       | 23                          | 79         | 213,175       | 483                                  | 526        | 3,694,803       |
| Orange         | 1,434   | 2,437      | 14,009,489      | 313                         | 1,063      | 3,790,013     | 1,122                                | 1,374      | 10,219,476      |
| Orleans        | 358     | 518        | 1,963,484       | 37                          | 132        | 281,478       | 321                                  | 386        | 1,682,006       |
| Oswego         | 875     | 1,414      | 5,399,859       | 117                         | 423        | 942,941       | 758                                  | 991        | 4,456,918       |
| Otsego         | 129     | 140        | 1,300,696       | 1                           | 3          | 27,344        | 128                                  | 137        | 1,273,352       |
| Putnam         | 54      | 60         | 632,210         | 2                           | 5          | 38,448        | 52                                   | 55         | 593,762         |
| Rensselaer     | 615     | 1,467      | 5,064,965       | 214                         | 757        | 1,574,087     | 401                                  | 710        | 3,490,878       |
| Rockland       | 581     | 1,012      | 4,651,052       | 69                          | 259        | 636,582       | 512                                  | 754        | 4,014,470       |
| St. Lawrence   | 675     | 1,130      | 3,694,707       | 92                          | 316        | 618,676       | 583                                  | 815        | 3,076,031       |
| Saratoga       | 208     | 233        | 1,769,716       | 2                           | 9          | 18,078        | 205                                  | 224        | 1,751,638       |
| Schenectady    | 805     | 1,525      | 6,007,932       | 185                         | 687        | 1,466,685     | 620                                  | 838        | 4,541,247       |
| Schoharie      | 78      | 89         | 707,360         | 4                           | 12         | 45,022        | 74                                   | 77         | 662,338         |
| Schuyler       | 95      | 132        | 675,590         | 7                           | 24         | 46,483        | 89                                   | 108        | 629,107         |
| Seneca         | 147     | 200        | 978,085         | 19                          | 55         | 125,889       | 128                                  | 145        | 852,196         |
| Steuben        | 521     | 699        | 3,166,952       | 50                          | 176        | 414,038       | 471                                  | 523        | 2,752,914       |
| Suffolk        | 5,470   | 8,094      | 57,923,310      | 700                         | 2,583      | 9,000,612     | 4,770                                | 5,511      | 48,922,698      |
| Sullivan       | 366     | 551        | 2,862,842       | 47                          | 172        | 437,315       | 319                                  | 379        | 2,425,527       |
| Tioga          | 132     | 163        | 840,703         | 7                           | 25         | 54,757        | 125                                  | 138        | 785,946         |
| Tompkins       | 469     | 620        | 3,209,904       | 43                          | 136        | 341,971       | 426                                  | 484        | 2,867,933       |
| Ulster         | 781     | 1,198      | 7,142,560       | 135                         | 418        | 1,424,357     | 646                                  | 780        | 5,718,203       |
| Warren         | 120     | 145        | 1,070,004       | 8                           | 23         | 58,763        | 112                                  | 122        | 1,011,241       |
| Washington     | 183     | 234        | 1,558,805       | 8                           | 29         | 83,645        | 175                                  | 205        | 1,475,160       |
| Wayne          | 299     | 353        | 1,681,347       | 13                          | 42         | 100,877       | 287                                  | 311        | 1,580,470       |
| Westchester    | 3,378   | 5,824      | 39,988,614      | 939                         | 3,023      | 14,904,644    | 2,440                                | 2,802      | 25,083,970      |
| Wyoming        | 104     | 123        | 652,827         | 5                           | 19         | 45,741        | 100                                  | 104        | 607,086         |
| Yates          | 68      | 83         | 557,520         | 3                           | 10         | 47,372        | 65                                   | 73         | 510,148         |

Table A-10  
**SUPPLEMENTAL NUTRITION ASSISTANCE PROGRAM**  
 Monthly Average Households and Persons, and Annual Expenditures  
 2017 SUMMARY

| Local District | Total      |           |                 | Temporary Assistance |         |                 | Non-Temporary Assistance |           |                 |
|----------------|------------|-----------|-----------------|----------------------|---------|-----------------|--------------------------|-----------|-----------------|
|                | Households | Persons   | SNAP Benefits   | Households           | Persons | SNAP Benefits   | Households               | Persons   | SNAP Benefits   |
| New York State | 1,599,470  | 2,883,746 | \$4,739,753,630 | 659,239              | 984,593 | \$1,818,422,321 | 940,231                  | 1,899,153 | \$2,921,331,309 |
| New York City  | 942,883    | 1,665,663 | 2,907,993,314   | 437,740              | 664,146 | 1,250,716,083   | 505,143                  | 1,001,518 | 1,657,277,231   |
| Rest of State  | 656,587    | 1,218,083 | 1,831,760,316   | 221,499              | 320,448 | 567,706,238     | 435,088                  | 897,635   | 1,264,054,078   |
| Albany         | 18,588     | 34,692    | 51,262,085      | 6,368                | 9,534   | 16,680,905      | 12,220                   | 25,158    | 34,581,180      |
| Allegany       | 3,078      | 5,817     | 7,863,773       | 1,140                | 1,529   | 2,667,544       | 1,938                    | 4,288     | 5,196,229       |
| Broome         | 16,799     | 30,292    | 46,112,376      | 6,730                | 9,977   | 18,269,268      | 10,069                   | 20,315    | 27,843,108      |
| Cattaraugus    | 6,297      | 12,048    | 16,306,970      | 1,910                | 2,429   | 4,429,714       | 4,388                    | 9,619     | 11,877,256      |
| Cayuga         | 5,347      | 10,166    | 14,654,385      | 1,577                | 2,228   | 3,995,364       | 3,771                    | 7,938     | 10,659,021      |
| Chautauqua     | 13,015     | 24,791    | 37,102,056      | 4,234                | 6,550   | 11,672,880      | 8,781                    | 18,241    | 25,429,176      |
| Chemung        | 7,605      | 14,591    | 22,119,725      | 2,167                | 2,668   | 4,902,558       | 5,439                    | 11,923    | 17,217,167      |
| Chenango       | 3,468      | 6,699     | 9,020,198       | 1,073                | 1,349   | 2,356,023       | 2,394                    | 5,349     | 6,664,175       |
| Clinton        | 6,547      | 11,089    | 15,820,626      | 2,310                | 2,847   | 5,151,407       | 4,236                    | 8,242     | 10,669,219      |
| Columbia       | 3,545      | 5,961     | 8,928,588       | 1,279                | 1,685   | 3,059,172       | 2,266                    | 4,276     | 5,869,416       |
| Cortland       | 3,436      | 6,313     | 8,967,947       | 1,090                | 1,484   | 2,764,489       | 2,346                    | 4,829     | 6,203,458       |
| Delaware       | 2,963      | 5,681     | 7,788,927       | 779                  | 910     | 1,552,983       | 2,185                    | 4,771     | 6,235,944       |
| Dutchess       | 11,041     | 18,904    | 28,841,377      | 3,548                | 4,287   | 7,881,196       | 7,494                    | 14,617    | 20,960,181      |
| Erie           | 81,229     | 150,592   | 232,577,437     | 28,403               | 45,233  | 81,079,712      | 52,826                   | 105,360   | 151,497,725     |
| Essex          | 1,939      | 3,384     | 4,882,652       | 684                  | 779     | 1,451,786       | 1,255                    | 2,605     | 3,430,866       |
| Franklin       | 4,003      | 7,092     | 10,664,511      | 1,493                | 1,899   | 3,529,251       | 2,509                    | 5,193     | 7,135,260       |
| Fulton         | 4,595      | 8,133     | 11,806,962      | 1,360                | 1,575   | 2,994,998       | 3,236                    | 6,558     | 8,811,964       |
| Genesee        | 3,013      | 5,369     | 7,369,062       | 913                  | 1,218   | 2,169,227       | 2,099                    | 4,151     | 5,199,835       |
| Greene         | 2,977      | 5,077     | 7,826,404       | 1,026                | 1,338   | 2,409,709       | 1,952                    | 3,739     | 5,416,695       |
| Hamilton       | 228        | 360       | 521,764         | 63                   | 70      | 139,728         | 166                      | 291       | 382,036         |
| Herkimer       | 5,078      | 9,357     | 12,962,180      | 1,249                | 1,561   | 2,912,777       | 3,828                    | 7,795     | 10,049,403      |
| Jefferson      | 8,423      | 15,618    | 22,867,646      | 2,512                | 3,415   | 6,297,183       | 5,911                    | 12,203    | 16,570,463      |
| Lewis          | 1,878      | 3,527     | 4,580,848       | 416                  | 480     | 837,592         | 1,462                    | 3,047     | 3,743,256       |
| Livingston     | 3,683      | 6,737     | 9,837,117       | 1,329                | 1,966   | 3,559,970       | 2,353                    | 4,771     | 6,277,147       |
| Madison        | 4,075      | 7,774     | 11,057,719      | 1,044                | 1,301   | 2,394,051       | 3,031                    | 6,473     | 8,663,668       |
| Monroe         | 66,512     | 121,248   | 187,354,367     | 25,457               | 39,827  | 69,886,877      | 41,055                   | 81,422    | 117,467,490     |
| Montgomery     | 4,516      | 9,120     | 13,189,961      | 1,445                | 2,154   | 3,809,651       | 3,071                    | 6,966     | 9,380,310       |
| Nassau         | 35,360     | 54,854    | 82,191,856      | 14,542               | 19,214  | 33,009,472      | 20,818                   | 35,640    | 49,182,384      |
| Niagara        | 17,348     | 30,757    | 46,700,193      | 5,532                | 7,845   | 14,354,311      | 11,816                   | 22,913    | 32,345,882      |
| Oneida         | 19,798     | 39,627    | 58,692,154      | 7,565                | 12,758  | 21,998,804      | 12,234                   | 26,869    | 36,693,350      |
| Onondaga       | 36,728     | 70,481    | 105,842,316     | 13,284               | 22,254  | 38,270,640      | 23,444                   | 48,227    | 67,571,676      |
| Ontario        | 5,136      | 8,956     | 12,871,684      | 1,716                | 2,229   | 4,180,303       | 3,421                    | 6,727     | 8,691,381       |
| Orange         | 17,829     | 41,966    | 62,518,170      | 5,677                | 8,000   | 13,719,554      | 12,152                   | 33,966    | 48,798,616      |
| Orleans        | 3,142      | 5,991     | 8,434,551       | 1,018                | 1,488   | 2,673,323       | 2,123                    | 4,503     | 5,761,228       |
| Oswego         | 9,485      | 19,096    | 27,262,862      | 2,962                | 4,714   | 8,175,904       | 6,523                    | 14,381    | 19,086,958      |
| Otsego         | 3,163      | 5,805     | 7,896,641       | 943                  | 1,070   | 1,950,049       | 2,220                    | 4,734     | 5,946,592       |
| Putnam         | 1,586      | 2,467     | 3,655,086       | 505                  | 551     | 951,311         | 1,081                    | 1,916     | 2,703,775       |
| Rensselaer     | 8,079      | 15,924    | 23,026,338      | 3,160                | 5,406   | 8,838,421       | 4,919                    | 10,518    | 14,187,917      |
| Rockland       | 15,572     | 44,396    | 66,072,128      | 3,767                | 4,851   | 8,864,243       | 11,805                   | 39,546    | 57,207,885      |
| St. Lawrence   | 8,035      | 15,251    | 21,453,290      | 2,936                | 4,038   | 7,020,999       | 5,100                    | 11,213    | 14,432,291      |
| Saratoga       | 7,983      | 13,819    | 19,303,639      | 1,922                | 2,112   | 4,052,917       | 6,060                    | 11,707    | 15,250,722      |
| Schenectady    | 11,687     | 22,126    | 33,553,102      | 4,478                | 6,643   | 11,515,516      | 7,209                    | 15,483    | 22,037,586      |
| Schoharie      | 1,989      | 3,573     | 5,106,839       | 528                  | 643     | 1,183,345       | 1,461                    | 2,930     | 3,923,494       |
| Schuyler       | 1,211      | 2,296     | 3,071,299       | 324                  | 465     | 818,047         | 887                      | 1,831     | 2,253,252       |
| Seneca         | 1,733      | 3,209     | 4,478,792       | 590                  | 769     | 1,341,587       | 1,144                    | 2,440     | 3,137,205       |
| Steuben        | 5,762      | 11,194    | 15,220,777      | 1,922                | 2,558   | 4,527,055       | 3,840                    | 8,637     | 10,693,722      |
| Suffolk        | 65,955     | 112,219   | 176,433,011     | 19,696               | 26,401  | 47,420,955      | 46,259                   | 85,818    | 129,012,056     |
| Sullivan       | 6,569      | 13,114    | 19,699,267      | 1,909                | 2,471   | 4,235,156       | 4,660                    | 10,643    | 15,464,111      |
| Tioga          | 2,822      | 5,583     | 7,443,522       | 766                  | 1,002   | 1,793,143       | 2,055                    | 4,581     | 5,650,379       |
| Tompkins       | 4,528      | 8,078     | 12,000,650      | 1,513                | 1,986   | 3,646,202       | 3,015                    | 6,092     | 8,354,448       |
| Ulster         | 10,932     | 18,726    | 28,929,947      | 3,479                | 4,549   | 8,415,814       | 7,453                    | 14,177    | 20,514,133      |
| Warren         | 3,892      | 6,820     | 9,486,587       | 1,120                | 1,290   | 2,456,419       | 2,772                    | 5,529     | 7,030,168       |
| Washington     | 3,709      | 6,992     | 9,560,184       | 1,036                | 1,326   | 2,369,918       | 2,673                    | 5,666     | 7,190,266       |
| Wayne          | 5,162      | 9,374     | 12,757,270      | 1,679                | 2,111   | 3,860,901       | 3,483                    | 7,262     | 8,896,369       |
| Westchester    | 44,667     | 79,827    | 129,000,125     | 14,501               | 20,400  | 35,405,445      | 30,166                   | 59,427    | 93,594,680      |
| Wyoming        | 1,519      | 2,664     | 3,415,926       | 491                  | 611     | 1,068,172       | 1,028                    | 2,053     | 2,347,754       |
| Yates          | 1,331      | 2,466     | 3,394,447       | 342                  | 398     | 732,297         | 989                      | 2,069     | 2,662,150       |

Table A-11  
**SUPPLEMENTAL SECURITY INCOME**  
 Monthly Average Recipients, Total Annual Program Expenditures and Federal and State Shares by Local District  
 2017 SUMMARY

| Local District | Recipients | Expenditures    |                 |               |
|----------------|------------|-----------------|-----------------|---------------|
|                |            | Total           | Federal         | State         |
| New York State | 699,301    | \$4,984,669,490 | \$4,370,594,062 | \$614,075,428 |
| New York City  | 418,934    | 3,004,610,618   | 2,655,547,280   | 349,063,338   |
| Rest of State  | 276,299    | 1,956,225,511   | 1,698,433,791   | 257,791,720   |
| Albany         | 7,483      | 52,208,257      | 46,047,280      | 6,160,977     |
| Allegany       | 1,551      | 10,780,610      | 9,455,912       | 1,324,698     |
| Broome         | 7,487      | 55,077,897      | 49,485,667      | 5,592,230     |
| Cattaraugus    | 2,607      | 18,309,784      | 16,023,366      | 2,286,418     |
| Cayuga         | 2,033      | 14,316,200      | 12,322,044      | 1,994,156     |
| Chautauqua     | 4,948      | 35,264,326      | 30,928,538      | 4,335,788     |
| Chemung        | 3,489      | 23,847,032      | 21,009,716      | 2,837,316     |
| Chenango       | 1,673      | 11,436,008      | 10,190,752      | 1,245,256     |
| Clinton        | 3,023      | 20,451,935      | 17,777,873      | 2,674,062     |
| Columbia       | 1,638      | 11,765,420      | 9,555,620       | 2,209,800     |
| Cortland       | 1,230      | 8,512,146       | 7,477,869       | 1,034,277     |
| Delaware       | 1,347      | 9,060,870       | 7,828,320       | 1,232,550     |
| Dutchess       | 5,862      | 41,234,079      | 33,766,865      | 7,467,214     |
| Erie           | 30,568     | 223,402,465     | 196,794,105     | 26,608,360    |
| Essex          | 1,083      | 7,417,869       | 5,858,508       | 1,559,361     |
| Franklin       | 1,858      | 13,512,405      | 11,529,486      | 1,982,919     |
| Fulton         | 2,279      | 15,669,883      | 13,261,888      | 2,407,995     |
| Genesee        | 1,275      | 8,832,997       | 7,380,845       | 1,452,152     |
| Greene         | 1,520      | 10,814,181      | 9,501,384       | 1,312,797     |
| Hamilton       | 65         | 360,436         | 314,806         | 45,630        |
| Herkimer       | 1,798      | 11,923,108      | 10,202,226      | 1,720,882     |
| Jefferson      | 2,948      | 20,599,538      | 17,840,769      | 2,758,769     |
| Lewis          | 623        | 3,958,668       | 3,474,132       | 484,536       |
| Livingston     | 1,327      | 9,471,080       | 8,537,753       | 933,327       |
| Madison        | 1,430      | 10,053,539      | 8,849,220       | 1,204,319     |
| Monroe         | 28,241     | 213,926,773     | 190,307,874     | 23,618,899    |
| Montgomery     | 2,024      | 14,727,553      | 12,821,535      | 1,906,018     |
| Nassau         | 18,896     | 127,314,351     | 107,947,093     | 19,367,258    |
| Niagara        | 6,415      | 46,687,366      | 41,004,974      | 5,682,392     |
| Oneida         | 8,726      | 61,940,392      | 54,823,391      | 7,117,001     |
| Onondaga       | 15,474     | 114,941,570     | 102,965,474     | 11,976,096    |
| Ontario        | 2,019      | 13,962,600      | 12,349,660      | 1,612,940     |
| Orange         | 7,511      | 53,287,830      | 46,085,748      | 7,202,082     |
| Orleans        | 1,039      | 7,012,559       | 6,229,829       | 782,730       |
| Oswego         | 3,569      | 25,567,180      | 23,035,199      | 2,531,981     |
| Otsego         | 1,556      | 10,766,319      | 9,022,252       | 1,744,067     |
| Putnam         | 948        | 6,064,352       | 5,000,295       | 1,064,057     |
| Rensselaer     | 4,844      | 34,692,872      | 30,040,630      | 4,652,242     |
| Rockland       | 5,611      | 38,994,371      | 30,206,397      | 8,787,974     |
| St. Lawrence   | 4,040      | 27,969,262      | 24,814,685      | 3,154,577     |
| Saratoga       | 3,205      | 21,474,446      | 18,667,248      | 2,807,198     |
| Schenectady    | 5,964      | 43,167,605      | 38,301,246      | 4,866,359     |
| Schoharie      | 754        | 5,137,919       | 4,254,633       | 883,286       |
| Schuyler       | 467        | 3,268,559       | 2,711,135       | 557,424       |
| Seneca         | 881        | 6,181,360       | 5,419,841       | 761,519       |
| Steuben        | 3,124      | 21,249,098      | 18,795,919      | 2,453,179     |
| Suffolk        | 23,077     | 159,078,896     | 133,921,387     | 25,157,509    |
| Sullivan       | 2,953      | 20,137,564      | 16,319,566      | 3,817,998     |
| Tioga          | 1,226      | 8,462,839       | 7,501,821       | 961,018       |
| Tompkins       | 1,736      | 11,917,353      | 10,128,246      | 1,789,107     |
| Ulster         | 4,547      | 31,281,939      | 26,624,991      | 4,656,948     |
| Warren         | 1,743      | 11,379,760      | 9,833,161       | 1,546,599     |
| Washington     | 1,740      | 11,591,431      | 10,062,248      | 1,529,183     |
| Wayne          | 2,371      | 16,856,379      | 15,047,870      | 1,808,509     |
| Westchester    | 19,234     | 130,415,446     | 111,360,601     | 19,054,845    |
| Wyoming        | 719        | 5,069,729       | 4,535,744       | 533,985       |
| Yates          | 502        | 3,419,105       | 2,878,154       | 540,951       |
| Mental Hygiene | 4,069      | 23,833,361      | 16,612,991      | 7,220,370     |

Table A-12  
CHILD SUPPORT COLLECTIONS (IV-D)  
2017 SUMMARY

| Local District | Total              | Curent Assistance | Former Assistance | Never Assistance |
|----------------|--------------------|-------------------|-------------------|------------------|
| New York State | \$1,832,590,651.45 | \$70,139,905.19   | \$969,047,753.31  | \$793,402,992.95 |
| New York City  | 773,092,779.30     | 34,535,678.71     | 419,061,902.38    | 319,495,198.21   |
| Rest of State  | 1,059,497,872.15   | 35,604,226.48     | 549,985,850.93    | 473,907,794.74   |
| Albany         | 28,204,600.76      | 850,735.16        | 13,201,758.54     | 14,152,107.06    |
| Allegany       | 5,777,387.14       | 289,456.08        | 3,863,976.13      | 1,623,954.93     |
| Broome         | 15,809,928.04      | 985,134.25        | 9,244,176.96      | 5,580,616.83     |
| Cattaraugus    | 9,595,098.90       | 403,761.70        | 5,851,859.90      | 3,339,477.30     |
| Cayuga         | 9,010,257.65       | 355,521.39        | 5,476,889.65      | 3,177,846.61     |
| Chautauqua     | 13,250,389.84      | 809,128.84        | 8,645,610.74      | 3,795,650.26     |
| Chemung        | 9,002,341.38       | 365,091.13        | 5,707,799.46      | 2,929,450.79     |
| Chenango       | 5,103,610.57       | 209,179.15        | 2,995,123.41      | 1,899,308.01     |
| Clinton        | 10,001,406.76      | 551,900.52        | 5,452,293.14      | 3,997,213.10     |
| Columbia       | 5,721,605.43       | 258,892.29        | 3,150,089.15      | 2,312,623.99     |
| Cortland       | 4,601,615.46       | 215,370.39        | 2,756,614.94      | 1,629,630.13     |
| Delaware       | 4,106,243.12       | 147,067.69        | 2,800,261.53      | 1,158,913.90     |
| Dutchess       | 29,324,982.79      | 582,911.77        | 12,281,779.18     | 16,460,291.84    |
| Erie           | 78,011,766.04      | 3,876,152.63      | 45,043,888.89     | 29,091,724.52    |
| Essex          | 3,494,343.52       | 96,807.46         | 1,841,126.41      | 1,556,409.65     |
| Franklin       | 5,441,600.32       | 175,186.18        | 3,016,258.69      | 2,250,155.45     |
| Fulton         | 6,319,805.54       | 152,447.59        | 4,478,313.88      | 1,689,044.07     |
| Genesee        | 5,893,379.24       | 165,472.99        | 3,527,980.82      | 2,199,925.43     |
| Greene         | 4,467,681.83       | 153,415.91        | 2,520,440.88      | 1,793,825.04     |
| Hamilton       | 271,408.06         | 7,524.11          | 148,011.08        | 115,872.87       |
| Herkimer       | 6,094,036.67       | 285,703.05        | 3,688,767.34      | 2,119,566.28     |
| Jefferson      | 15,136,330.26      | 598,012.98        | 6,820,502.01      | 7,717,815.27     |
| Lewis          | 4,082,250.58       | 73,486.25         | 2,871,203.45      | 1,137,560.88     |
| Livingston     | 7,187,267.19       | 395,418.99        | 4,367,163.34      | 2,424,684.86     |
| Madison        | 5,929,065.03       | 171,410.19        | 3,509,776.52      | 2,247,878.32     |
| Monroe         | 69,382,952.99      | 2,931,430.29      | 40,605,859.05     | 25,845,663.65    |
| Montgomery     | 5,866,821.74       | 370,956.34        | 3,951,162.48      | 1,544,702.92     |
| Nassau         | 100,840,845.71     | 1,710,923.57      | 42,076,152.41     | 57,053,769.73    |
| Niagara        | 20,217,385.15      | 1,040,504.51      | 13,081,728.67     | 6,095,151.97     |
| Oneida         | 18,736,324.53      | 1,128,187.66      | 11,844,470.34     | 5,763,666.53     |
| Onondaga       | 45,746,289.02      | 1,630,688.68      | 27,464,128.78     | 16,651,471.56    |
| Ontario        | 11,015,748.84      | 505,597.28        | 6,496,208.63      | 4,013,942.93     |
| Orange         | 40,733,006.46      | 1,094,793.55      | 17,249,588.40     | 22,388,624.51    |
| Orleans        | 4,440,323.58       | 270,233.18        | 2,838,147.14      | 1,331,943.26     |
| Oswego         | 13,926,799.12      | 644,717.39        | 8,661,319.75      | 4,620,761.98     |
| Otsego         | 4,563,178.29       | 148,361.70        | 2,320,614.59      | 2,094,202.00     |
| Putnam         | 7,723,844.88       | 52,921.73         | 2,884,736.01      | 4,786,187.14     |
| Rensselaer     | 19,296,318.02      | 898,233.20        | 9,101,432.66      | 9,296,652.16     |
| Rockland       | 28,367,025.65      | 456,350.15        | 12,692,812.24     | 15,217,863.26    |
| St. Lawrence   | 12,100,836.51      | 440,453.33        | 8,028,796.80      | 3,631,586.38     |
| Saratoga       | 19,757,194.15      | 246,044.26        | 9,386,164.05      | 10,124,985.84    |
| Schenectady    | 16,530,410.13      | 646,425.84        | 7,896,277.80      | 7,987,706.49     |
| Schoharie      | 3,788,786.99       | 194,959.60        | 2,232,862.17      | 1,360,965.22     |
| Schuyler       | 1,928,820.84       | 73,357.70         | 1,390,854.32      | 464,608.82       |
| Seneca         | 3,488,182.26       | 148,257.08        | 2,057,634.00      | 1,282,291.18     |
| Steuben        | 10,396,757.50      | 411,257.76        | 6,707,106.04      | 3,278,393.70     |
| Suffolk        | 158,416,616.88     | 3,678,966.79      | 78,047,918.99     | 76,689,731.10    |
| Sullivan       | 7,954,850.65       | 290,510.64        | 4,111,119.30      | 3,553,220.71     |
| Tioga          | 5,006,050.30       | 183,404.72        | 3,113,306.50      | 1,709,339.08     |
| Tompkins       | 6,979,153.97       | 303,270.88        | 3,708,771.46      | 2,967,111.63     |
| Ulster         | 18,747,198.95      | 699,165.64        | 10,028,126.39     | 8,019,906.92     |
| Warren         | 8,783,137.50       | 201,490.64        | 4,861,885.98      | 3,719,760.88     |
| Washington     | 7,743,225.79       | 356,631.98        | 4,504,114.31      | 2,882,479.50     |
| Wayne          | 10,261,217.47      | 326,621.70        | 5,260,521.98      | 4,674,073.79     |
| Westchester    | 77,978,987.86      | 2,028,930.81      | 30,201,555.59     | 45,748,501.46    |
| Wyoming        | 4,926,968.88       | 229,235.31        | 2,632,742.16      | 2,064,991.41     |
| Yates          | 2,014,209.42       | 86,153.88         | 1,286,065.90      | 641,989.64       |