

NEW YORK STATE
OFFICE OF TEMPORARY AND DISABILITY ASSISTANCE
40 North Pearl Street, Albany, New York 12243-0001

George E. Pataki
Governor

Brian J. Wing
Commissioner

Temporary and Disability Assistance Statistics

JULY 2003

Temporary Assistance

Temporary Assistance: Temporary Assistance recipients totaled 615,099 in July 2003, increasing by 5,084 (+0.8%) from the previous month. Related expenditures totaled \$147,842,945 in July 2003 increasing approximately \$.8 million (+0.6%) over June 2003.

Food Stamps

Food Stamps: Recipients of Food Stamps numbered 1,464,395 in July 2003, increasing by 10,257 (+0.7%) over June 2003. Food Stamps expenditures totaled \$144,377,424 in July 2003, increasing by \$2.7 million (+1.9%) over the previous month.

Supplemental Security Income

Supplemental Security Income: For July 2003, SSI recipients (including Mental Hygiene) totaled 623,065 decreasing 5,330 (-0.8%) from the previous month . SSI expenditures in July totaled \$289,407,292 decreasing approximately \$6.9 million (-2.3%) from June 2003.

Table of Contents

Graphs

| | |
|--|---|
| Total Temporary Assistance Recipients, January 1995 to Present | 3 |
| Food Stamp Persons, January 1995 to Present | 3 |
| Supplemental Security Income Persons, January 1995 to Present | 3 |

Temporary Assistance and SSI Summary

| | |
|---|---|
| Table 1: Total TA, Family Assistance, Safety Net Assistance and SSI Cases by Region | 4 |
| Table 2: Total TA, Family Assistance, Safety Net Assistance and SSI Recipients by Region | 4 |
| Table 3: Total TA, Family Assistance, Safety Net Assistance and SSI Expenditures by Region | 4 |

Temporary Assistance by Program Area

| | |
|--|---|
| Table 4: TA Year to Year Monthly Comparison Cases, Recipients and Expenditures | 5 |
| Table 5: TA Cases, Recipients, Children, Adults and Expenditures | 6 |
| Table 6: Family Assistance Cases, Recipients, Children, Adults and Expenditures | 7 |
| Table 7: Safety Net Assistance Cases, Recipients, Children, Adults and Expenditures | 8 |

Temporary Assistance by Funding Source and Program Area

| | |
|--|----|
| Table 8: TA by Funding Source (Temporary Assistance to Needy Families (TANF) and Non-TANF) Cases, Recipients and Expenditures | 9 |
| Table 9: TANF by Program (Family Assistance and Safety Net Assistance-FP) Cases, Recipients, Children, Adults and Expenditures | 10 |
| Table 10: Safety Net Assistance-FNP Cases, Recipients, Children, Adults and Expenditures | 11 |
| Table 11: Safety Net Assistance-FNP by Case Category (Maintenance of Effort (MOE) and Non-MOE) Cases, Recipients, Children, Adults and Expenditures | 12 |
| Table 12: Safety Net Assistance-FNP Cash Total Cases, Recipients, Children, Adults and Expenditures | 13 |
| Table 13: Safety Net Assistance-FNP Cash by Case Category (MOE and Non-MOE) Cases, Recipients, Children, Adults and Expenditures | 14 |
| Table 14: Safety Net Assistance-FNP Non-Cash Total Cases, Recipients, Children, Adults and Expenditures | 15 |
| Table 15: Safety Net Assistance-FNP Non-Cash by Case Category (MOE and Non-MOE) Cases, Recipients, Children, Adults and Expenditures | 16 |

Food Stamps

| | |
|--|----|
| Table 16: Food Stamp Households, Persons and Value of Food Stamp Benefits | 17 |
|--|----|

Supplemental Security Income

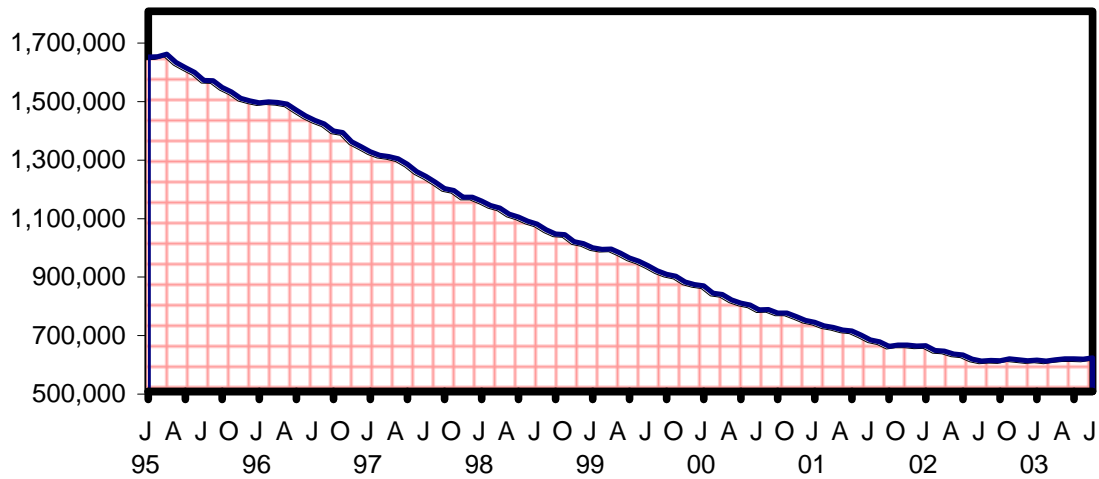
| | |
|--|----|
| Table 17: SSI Recipients, Total Program Expenditures and State and Federal Shares | 18 |
| Table 18: SSI Recipients by Living Arrangement and Location | 19 |
| Table 19: SSI Recipients by Living Arrangement and Category of Assistance | 19 |

Child Support

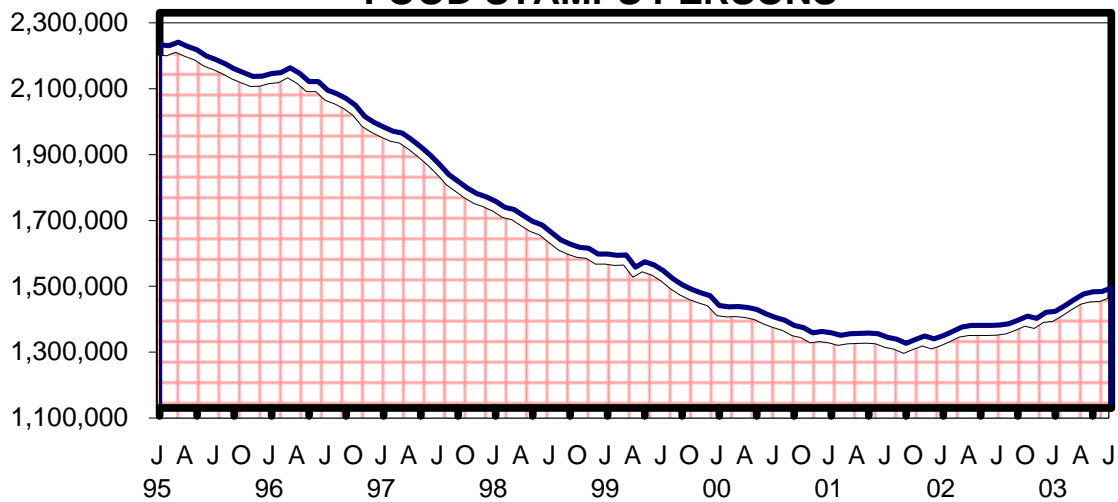
| | |
|---|----|
| Table 20: Child Support Collections (IV-D) | 20 |
|---|----|

NEW YORK STATE JANUARY 1995 - JULY 2003

TEMPORARY ASSISTANCE RECIPIENTS

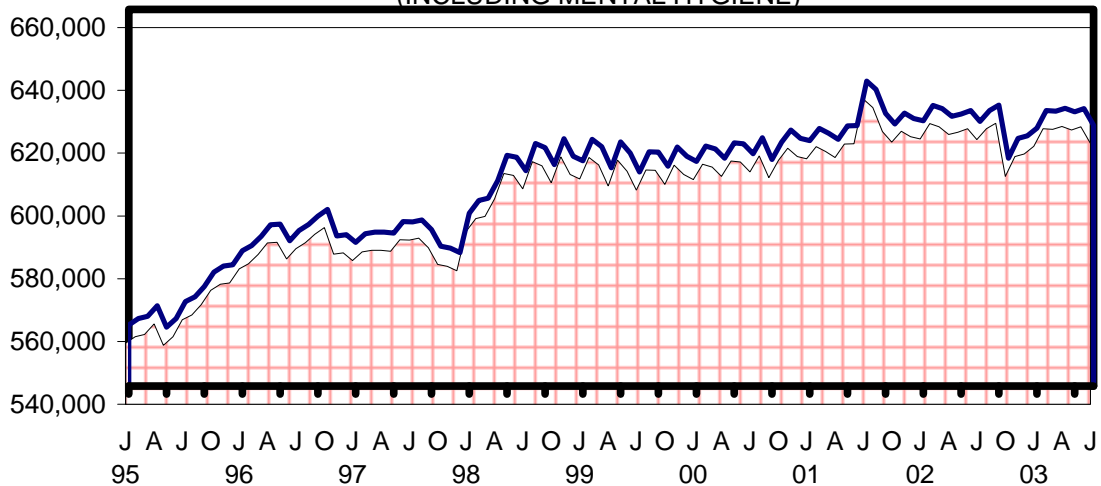


FOOD STAMPS PERSONS



SSI PERSONS

(INCLUDING MENTAL HYGIENE)



SELECTED SUMMARY PROGRAM DATA
BY REGION

Table 1
TEMPORARY AND DISABILITY ASSISTANCE CASES
July 2003

| Region | Cases | | | | |
|----------------|---------------------------------|-------------------|-----------------------|------------------------------|-------------|
| | Temporary Assistance by Program | | | Supplemental Security Income | Food Stamps |
| | Total | Family Assistance | Safety Net Assistance | | |
| New York State | 304,020 | 139,920 | 164,100 | 613,709 | 732,055 |
| New York City | 210,804 | 89,200 | 121,604 | 395,721 | 452,929 |
| Rest of State | 93,216 | 50,720 | 42,496 | 217,988 | 279,126 |

Table 2
TEMPORARY AND DISABILITY ASSISTANCE RECIPIENTS
July 2003

| Region | Recipients | | | | |
|----------------|---------------------------------|-------------------|-----------------------|------------------------------|-------------|
| | Temporary Assistance by Program | | | Supplemental Security Income | Food Stamps |
| | Total | Family Assistance | Safety Net Assistance | | |
| New York State | 615,099 | 323,269 | 291,830 | 613,709 | 1,464,395 |
| New York City | 424,499 | 201,729 | 222,770 | 395,721 | 877,868 |
| Rest of State | 190,600 | 121,540 | 69,060 | 217,988 | 586,527 |

Table 3
TEMPORARY AND DISABILITY ASSISTANCE EXPENDITURES
July 2003

| Region | Expenditures | | | | |
|----------------|---------------------------------|-------------------|-----------------------|------------------------------|---------------|
| | Temporary Assistance by Program | | | Supplemental Security Income | Food Stamps |
| | Total | Family Assistance | Safety Net Assistance | | |
| New York State | \$147,842,945 | \$76,042,796 | \$71,800,149 | \$286,120,623 | \$144,377,424 |
| New York City | 93,672,000 | 44,666,000 | 49,006,000 | 189,963,657 | 94,033,091 |
| Rest of State | 54,170,945 | 31,376,796 | 22,794,149 | 96,156,966 | 50,344,333 |

Note: SSI data listed here do not include Mental Hygiene data. See Tables 17-19 for total SSI data.

Table 4
TEMPORARY ASSISTANCE
 Year to Year Monthly Comparison by Local District
 Cases, Recipients and Expenditures
 July 2003

| Local District | July 2003 | | | July 2002 | | | July 2001 | | |
|----------------|-----------|------------|---------------|-----------|------------|---------------|-----------|------------|---------------|
| | Cases | Recipients | Expenditures | Cases | Recipients | Expenditures | Cases | Recipients | Expenditures |
| New York State | 304,020 | 615,099 | \$147,842,945 | 294,522 | 609,920 | \$138,721,015 | 317,194 | 675,982 | \$146,229,899 |
| New York City* | 210,804 | 424,499 | 93,672,000 | 205,538 | 424,007 | 89,823,000 | 227,662 | 481,945 | 99,421,000 |
| Rest of State | 93,216 | 190,600 | 54,170,945 | 88,984 | 185,913 | 48,898,015 | 89,532 | 194,037 | 46,808,899 |
| Albany | 3,564 | 7,911 | 1,784,319 | 3,656 | 7,750 | 2,225,233 | 3,406 | 7,489 | 1,861,232 |
| Allegany | 519 | 1,111 | 184,772 | 478 | 1,057 | 181,910 | 468 | 1,063 | 178,784 |
| Broome | 2,350 | 4,816 | 1,154,966 | 2,220 | 4,655 | 1,032,048 | 1,854 | 4,019 | 846,406 |
| Cattaraugus | 645 | 1,280 | 259,674 | 595 | 1,196 | 218,197 | 602 | 1,289 | 240,177 |
| Cayuga | 445 | 917 | 199,112 | 386 | 828 | 166,575 | 403 | 908 | 173,729 |
| Chautauqua | 2,191 | 4,593 | 946,475 | 2,155 | 4,612 | 844,503 | 2,006 | 4,322 | 851,495 |
| Chemung | 1,364 | 2,794 | 566,593 | 1,021 | 2,238 | 420,607 | 846 | 1,850 | 338,831 |
| Chenango | 266 | 545 | 116,047 | 229 | 464 | 90,624 | 233 | 506 | 88,629 |
| Clinton | 833 | 1,466 | 383,498 | 711 | 1,276 | 319,791 | 550 | 1,056 | 217,912 |
| Columbia | 349 | 656 | 157,831 | 368 | 706 | 163,536 | 376 | 712 | 164,306 |
| Cortland | 427 | 881 | 206,755 | 451 | 927 | 199,704 | 359 | 783 | 170,092 |
| Delaware | 164 | 279 | 65,629 | 167 | 274 | 64,604 | 180 | 328 | 69,589 |
| Dutchess | 1,298 | 2,275 | 820,922 | 1,322 | 2,396 | 759,187 | 1,274 | 2,420 | 675,653 |
| Erie | 11,700 | 24,189 | 4,890,409 | 12,513 | 26,635 | 5,116,169 | 13,541 | 30,015 | 5,422,593 |
| Essex | 206 | 378 | 76,591 | 165 | 311 | 51,217 | 189 | 374 | 65,650 |
| Franklin | 330 | 637 | 110,894 | 321 | 623 | 126,104 | 271 | 520 | 101,709 |
| Fulton | 351 | 626 | 141,710 | 337 | 603 | 141,350 | 354 | 671 | 147,953 |
| Genesee | 321 | 610 | 138,140 | 275 | 529 | 112,877 | 266 | 549 | 114,218 |
| Greene | 429 | 810 | 192,602 | 423 | 806 | 183,479 | 399 | 790 | 172,053 |
| Hamilton | 12 | 19 | 3,587 | 13 | 18 | 5,186 | 14 | 18 | 3,835 |
| Herkimer | 354 | 691 | 153,949 | 326 | 632 | 127,698 | 290 | 575 | 120,073 |
| Jefferson | 971 | 1,935 | 415,021 | 894 | 1,886 | 362,938 | 982 | 2,017 | 400,027 |
| Lewis | 129 | 248 | 46,417 | 107 | 226 | 40,798 | 105 | 191 | 37,267 |
| Livingston | 615 | 1,171 | 284,601 | 562 | 1,053 | 258,852 | 539 | 1,033 | 244,764 |
| Madison | 166 | 262 | 68,468 | 150 | 265 | 65,133 | 151 | 279 | 65,018 |
| Monroe | 15,158 | 32,153 | 7,906,002 | 13,774 | 30,286 | 7,203,978 | 13,987 | 31,336 | 7,053,600 |
| Montgomery | 394 | 810 | 188,910 | 316 | 670 | 136,252 | 272 | 554 | 126,025 |
| Nassau | 4,287 | 8,380 | 2,841,060 | 4,014 | 7,752 | 2,518,357 | 4,363 | 8,759 | 2,576,745 |
| Niagara | 2,292 | 4,641 | 918,961 | 2,364 | 4,946 | 936,466 | 2,460 | 5,193 | 990,676 |
| Oneida | 2,366 | 5,289 | 1,102,372 | 2,162 | 5,055 | 895,454 | 2,263 | 5,537 | 935,531 |
| Onondaga | 6,556 | 13,653 | 3,128,787 | 6,055 | 12,838 | 2,759,092 | 6,078 | 13,367 | 2,839,015 |
| Ontario | 698 | 1,290 | 302,792 | 640 | 1,179 | 280,468 | 574 | 1,091 | 279,609 |
| Orange | 2,535 | 5,748 | 1,724,039 | 2,655 | 6,030 | 1,755,965 | 2,756 | 7,357 | 1,466,653 |
| Orleans | 445 | 868 | 194,490 | 442 | 926 | 192,606 | 447 | 993 | 194,099 |
| Oswego | 856 | 1,731 | 401,894 | 739 | 1,540 | 351,492 | 756 | 1,651 | 343,137 |
| Otsego | 140 | 204 | 69,911 | 118 | 170 | 55,363 | 106 | 181 | 55,302 |
| Putnam | 117 | 191 | 75,528 | 123 | 196 | 80,702 | 115 | 194 | 85,569 |
| Rensselaer | 1,199 | 2,528 | 548,550 | 1,266 | 2,750 | 605,978 | 1,192 | 2,700 | 554,130 |
| Rockland | 1,113 | 2,682 | 657,641 | 1,042 | 2,789 | 651,846 | 1,125 | 3,239 | 648,563 |
| St. Lawrence | 940 | 1,910 | 333,862 | 981 | 1,930 | 378,876 | 976 | 1,976 | 388,087 |
| Saratoga | 300 | 465 | 152,917 | 258 | 390 | 116,246 | 240 | 371 | 111,322 |
| Schenectady | 1,327 | 2,605 | 729,484 | 1,095 | 2,197 | 503,339 | 1,038 | 2,202 | 487,920 |
| Schoharie | 110 | 201 | 60,886 | 108 | 178 | 45,229 | 99 | 167 | 47,166 |
| Schuyler | 149 | 300 | 71,642 | 123 | 274 | 53,410 | 120 | 242 | 56,131 |
| Seneca | 196 | 348 | 79,839 | 152 | 293 | 64,666 | 170 | 316 | 67,246 |
| Steuben | 1,112 | 2,171 | 435,115 | 830 | 1,635 | 309,355 | 726 | 1,511 | 290,509 |
| Suffolk | 7,391 | 14,173 | 6,673,013 | 6,935 | 13,889 | 5,930,203 | 6,829 | 13,952 | 4,917,920 |
| Sullivan | 730 | 1,486 | 439,391 | 622 | 1,290 | 347,553 | 554 | 1,139 | 256,663 |
| Tioga | 414 | 838 | 176,553 | 361 | 730 | 150,088 | 268 | 574 | 118,046 |
| Tompkins | 756 | 1,432 | 368,406 | 684 | 1,293 | 351,816 | 634 | 1,221 | 290,825 |
| Ulster | 1,292 | 2,513 | 696,585 | 1,195 | 2,405 | 623,706 | 1,201 | 2,429 | 646,586 |
| Warren | 248 | 452 | 114,069 | 264 | 482 | 126,093 | 235 | 432 | 101,038 |
| Washington | 356 | 625 | 197,095 | 354 | 621 | 177,832 | 309 | 536 | 135,099 |
| Wayne | 629 | 1,109 | 280,984 | 546 | 988 | 240,714 | 458 | 810 | 194,956 |
| Westchester | 8,827 | 18,263 | 9,822,401 | 8,676 | 17,827 | 7,673,398 | 9,248 | 19,721 | 7,676,320 |
| Wyoming | 169 | 249 | 61,629 | 141 | 226 | 56,956 | 193 | 376 | 71,422 |
| Yates | 115 | 192 | 47,155 | 104 | 172 | 46,196 | 82 | 133 | 30,994 |

* Expenditures partially estimated.

Table 5
TEMPORARY ASSISTANCE
Cases, Recipients, Children, Adults and Expenditures by Local District
July 2003

| Local District | Temporary Assistance | | | | |
|----------------|----------------------|------------|----------|---------|---------------|
| | Cases | Recipients | Children | Adults | Expenditures |
| New York State | 304,020 | 615,099 | 356,434 | 258,665 | \$147,842,945 |
| New York City* | 210,804 | 424,499 | 243,126 | 181,373 | 93,672,000 |
| Rest of State | 93,216 | 190,600 | 113,308 | 77,292 | 54,170,945 |
| Albany | 3,564 | 7,911 | 4,805 | 3,106 | 1,784,319 |
| Allegany | 519 | 1,111 | 648 | 463 | 184,772 |
| Broome | 2,350 | 4,816 | 2,798 | 2,018 | 1,154,966 |
| Cattaraugus | 645 | 1,280 | 767 | 513 | 259,674 |
| Cayuga | 445 | 917 | 578 | 339 | 199,112 |
| Chautauqua | 2,191 | 4,593 | 2,702 | 1,891 | 946,475 |
| Chemung | 1,364 | 2,794 | 1,612 | 1,182 | 566,593 |
| Chenango | 266 | 545 | 339 | 206 | 116,047 |
| Clinton | 833 | 1,466 | 754 | 712 | 383,498 |
| Columbia | 349 | 656 | 375 | 281 | 157,831 |
| Cortland | 427 | 881 | 505 | 376 | 206,755 |
| Delaware | 164 | 279 | 159 | 120 | 65,629 |
| Dutchess | 1,298 | 2,275 | 1,365 | 910 | 820,922 |
| Erie | 11,700 | 24,189 | 14,666 | 9,523 | 4,890,409 |
| Essex | 206 | 378 | 198 | 180 | 76,591 |
| Franklin | 330 | 637 | 363 | 274 | 110,894 |
| Fulton | 351 | 626 | 347 | 279 | 141,710 |
| Genesee | 321 | 610 | 356 | 254 | 138,140 |
| Greene | 429 | 810 | 440 | 370 | 192,602 |
| Hamilton | 12 | 19 | 8 | 11 | 3,587 |
| Herkimer | 354 | 691 | 407 | 284 | 153,949 |
| Jefferson | 971 | 1,935 | 1,059 | 876 | 415,021 |
| Lewis | 129 | 248 | 140 | 108 | 46,417 |
| Livingston | 615 | 1,171 | 584 | 587 | 284,601 |
| Madison | 166 | 262 | 175 | 87 | 68,468 |
| Monroe | 15,158 | 32,153 | 19,105 | 13,048 | 7,906,002 |
| Montgomery | 394 | 810 | 465 | 345 | 188,910 |
| Nassau | 4,287 | 8,380 | 5,209 | 3,171 | 2,841,060 |
| Niagara | 2,292 | 4,641 | 2,707 | 1,934 | 918,961 |
| Oneida | 2,366 | 5,289 | 3,384 | 1,905 | 1,102,372 |
| Onondaga | 6,556 | 13,653 | 8,208 | 5,445 | 3,128,787 |
| Ontario | 698 | 1,290 | 672 | 618 | 302,792 |
| Orange | 2,535 | 5,748 | 3,688 | 2,060 | 1,724,039 |
| Orleans | 445 | 868 | 493 | 375 | 194,490 |
| Oswego | 856 | 1,731 | 1,095 | 636 | 401,894 |
| Otsego | 140 | 204 | 121 | 83 | 69,911 |
| Putnam | 117 | 191 | 97 | 94 | 75,528 |
| Rensselaer | 1,199 | 2,528 | 1,505 | 1,023 | 548,550 |
| Rockland | 1,113 | 2,682 | 1,762 | 920 | 657,641 |
| St. Lawrence | 940 | 1,910 | 1,117 | 793 | 333,862 |
| Saratoga | 300 | 465 | 306 | 159 | 152,917 |
| Schenectady | 1,327 | 2,605 | 1,646 | 959 | 729,484 |
| Schoharie | 110 | 201 | 125 | 76 | 60,886 |
| Schuyler | 149 | 300 | 175 | 125 | 71,642 |
| Seneca | 196 | 348 | 196 | 152 | 79,839 |
| Steuben | 1,112 | 2,171 | 1,150 | 1,021 | 435,115 |
| Suffolk | 7,391 | 14,173 | 8,072 | 6,101 | 6,673,013 |
| Sullivan | 730 | 1,486 | 932 | 554 | 439,391 |
| Tioga | 414 | 838 | 499 | 339 | 176,553 |
| Tompkins | 756 | 1,432 | 747 | 685 | 368,406 |
| Ulster | 1,292 | 2,513 | 1,543 | 970 | 696,585 |
| Warren | 248 | 452 | 254 | 198 | 114,069 |
| Washington | 356 | 625 | 346 | 279 | 197,095 |
| Wayne | 629 | 1,109 | 602 | 507 | 280,984 |
| Westchester | 8,827 | 18,263 | 10,710 | 7,553 | 9,822,401 |
| Wyoming | 169 | 249 | 119 | 130 | 61,629 |
| Yates | 115 | 192 | 108 | 84 | 47,155 |

* Expenditures partially estimated.

Table 6
FAMILY ASSISTANCE
Cases, Recipients, Children, Adults and Expenditures by Local District
July 2003

| Local District | Family Assistance | | | | |
|----------------|-------------------|------------|----------|--------|--------------|
| | Cases | Recipients | Children | Adults | Expenditures |
| New York State | 139,920 | 323,269 | 232,239 | 91,030 | \$76,042,796 |
| New York City* | 89,200 | 201,729 | 144,916 | 56,813 | 44,666,000 |
| Rest of State | 50,720 | 121,540 | 87,323 | 34,217 | 31,376,796 |
| Albany | 2,154 | 5,466 | 3,794 | 1,672 | 1,084,665 |
| Allegany | 334 | 812 | 548 | 264 | 130,395 |
| Broome | 1,328 | 3,181 | 2,217 | 964 | 629,680 |
| Cattaraugus | 385 | 907 | 660 | 247 | 159,474 |
| Cayuga | 306 | 698 | 508 | 190 | 145,522 |
| Chautauqua | 1,311 | 3,216 | 2,197 | 1,019 | 601,252 |
| Chemung | 875 | 2,100 | 1,412 | 688 | 360,381 |
| Chenango | 180 | 418 | 299 | 119 | 71,433 |
| Clinton | 454 | 1,021 | 697 | 324 | 205,040 |
| Columbia | 203 | 483 | 349 | 134 | 95,713 |
| Cortland | 257 | 646 | 443 | 203 | 137,946 |
| Delaware | 97 | 206 | 154 | 52 | 41,535 |
| Dutchess | 742 | 1,550 | 1,160 | 390 | 495,716 |
| Erie | 6,131 | 14,599 | 10,732 | 3,867 | 2,708,590 |
| Essex | 133 | 284 | 180 | 104 | 45,765 |
| Franklin | 199 | 438 | 308 | 130 | 71,253 |
| Fulton | 217 | 478 | 337 | 141 | 85,694 |
| Genesee | 172 | 427 | 319 | 108 | 74,528 |
| Greene | 283 | 626 | 405 | 221 | 136,184 |
| Hamilton | 4 | 7 | 4 | 3 | 1,057 |
| Herkimer | 221 | 527 | 372 | 155 | 94,352 |
| Jefferson | 508 | 1,250 | 856 | 394 | 232,133 |
| Lewis | 83 | 195 | 134 | 61 | 31,371 |
| Livingston | 339 | 822 | 513 | 309 | 162,835 |
| Madison | 102 | 191 | 165 | 26 | 39,707 |
| Monroe | 6,925 | 17,212 | 12,478 | 4,734 | 3,930,948 |
| Montgomery | 237 | 591 | 405 | 186 | 104,742 |
| Nassau | 2,516 | 5,648 | 4,250 | 1,398 | 1,804,301 |
| Niagara | 1,290 | 2,993 | 2,066 | 927 | 519,048 |
| Oneida | 1,483 | 3,812 | 2,791 | 1,021 | 718,300 |
| Onondaga | 3,716 | 9,198 | 6,613 | 2,585 | 1,852,125 |
| Ontario | 371 | 856 | 565 | 291 | 160,716 |
| Orange | 1,462 | 3,723 | 2,775 | 948 | 1,027,766 |
| Orleans | 249 | 587 | 406 | 181 | 112,875 |
| Oswego | 572 | 1,345 | 991 | 354 | 265,114 |
| Otsego | 74 | 129 | 110 | 19 | 30,104 |
| Putnam | 54 | 119 | 87 | 32 | 33,869 |
| Rensselaer | 838 | 2,087 | 1,432 | 655 | 374,293 |
| Rockland | 563 | 1,371 | 1,080 | 291 | 333,446 |
| St.Lawrence | 578 | 1,352 | 929 | 423 | 216,611 |
| Saratoga | 191 | 345 | 292 | 53 | 91,601 |
| Schenectady | 790 | 1,807 | 1,377 | 430 | 409,087 |
| Schoharie | 65 | 147 | 115 | 32 | 33,787 |
| Schuyler | 96 | 235 | 159 | 76 | 42,825 |
| Seneca | 102 | 226 | 161 | 65 | 40,862 |
| Steuben | 618 | 1,484 | 966 | 518 | 250,189 |
| Suffolk | 3,429 | 8,401 | 6,301 | 2,100 | 3,899,104 |
| Sullivan | 485 | 1,144 | 825 | 319 | 283,466 |
| Tioga | 294 | 675 | 452 | 223 | 128,854 |
| Tompkins | 399 | 955 | 636 | 319 | 163,067 |
| Ulster | 854 | 1,910 | 1,372 | 538 | 489,694 |
| Warren | 136 | 323 | 237 | 86 | 60,500 |
| Washington | 197 | 426 | 303 | 123 | 108,648 |
| Wayne | 334 | 772 | 553 | 219 | 155,229 |
| Westchester | 4,622 | 10,802 | 7,615 | 3,187 | 5,828,048 |
| Wyoming | 95 | 173 | 112 | 61 | 36,285 |
| Yates | 67 | 144 | 106 | 38 | 29,071 |

* Expenditures partially estimated.

Table 7
SAFETY NET ASSISTANCE
Cases, Recipients, Children, Adults and Expenditures by Local District
July 2003

| Local District | Safety Net Assistance | | | | |
|----------------|-----------------------|------------|----------|---------|--------------|
| | Cases | Recipients | Children | Adults | Expenditures |
| New York State | 164,100 | 291,830 | 124,195 | 167,635 | \$71,800,149 |
| New York City* | 121,604 | 222,770 | 98,210 | 124,560 | 49,006,000 |
| Rest of State | 42,496 | 69,060 | 25,985 | 43,075 | 22,794,149 |
| Albany | 1,410 | 2,445 | 1,011 | 1,434 | 699,654 |
| Allegany | 185 | 299 | 100 | 199 | 54,377 |
| Broome | 1,022 | 1,635 | 581 | 1,054 | 525,286 |
| Cattaraugus | 260 | 373 | 107 | 266 | 100,200 |
| Cayuga | 139 | 219 | 70 | 149 | 53,590 |
| Chautauqua | 880 | 1,377 | 505 | 872 | 345,223 |
| Chemung | 489 | 694 | 200 | 494 | 206,212 |
| Chenango | 86 | 127 | 40 | 87 | 44,614 |
| Clinton | 379 | 445 | 57 | 388 | 178,458 |
| Columbia | 146 | 173 | 26 | 147 | 62,118 |
| Cortland | 170 | 235 | 62 | 173 | 68,809 |
| Delaware | 67 | 73 | 5 | 68 | 24,094 |
| Dutchess | 556 | 725 | 205 | 520 | 325,206 |
| Erie | 5,569 | 9,590 | 3,934 | 5,656 | 2,181,819 |
| Essex | 73 | 94 | 18 | 76 | 30,826 |
| Franklin | 131 | 199 | 55 | 144 | 39,641 |
| Fulton | 134 | 148 | 10 | 138 | 56,016 |
| Genesee | 149 | 183 | 37 | 146 | 63,612 |
| Greene | 146 | 184 | 35 | 149 | 56,418 |
| Hamilton | 8 | 12 | 4 | 8 | 2,530 |
| Herkimer | 133 | 164 | 35 | 129 | 59,597 |
| Jefferson | 463 | 685 | 203 | 482 | 182,888 |
| Lewis | 46 | 53 | 6 | 47 | 15,046 |
| Livingston | 276 | 349 | 71 | 278 | 121,766 |
| Madison | 64 | 71 | 10 | 61 | 28,761 |
| Monroe | 8,233 | 14,941 | 6,627 | 8,314 | 3,975,054 |
| Montgomery | 157 | 219 | 60 | 159 | 84,168 |
| Nassau | 1,771 | 2,732 | 959 | 1,773 | 1,036,759 |
| Niagara | 1,002 | 1,648 | 641 | 1,007 | 399,913 |
| Oneida | 883 | 1,477 | 593 | 884 | 384,072 |
| Onondaga | 2,840 | 4,455 | 1,595 | 2,860 | 1,276,662 |
| Ontario | 327 | 434 | 107 | 327 | 142,076 |
| Orange | 1,073 | 2,025 | 913 | 1,112 | 696,273 |
| Orleans | 196 | 281 | 87 | 194 | 81,615 |
| Oswego | 284 | 386 | 104 | 282 | 136,780 |
| Otsego | 66 | 75 | 11 | 64 | 39,807 |
| Putnam | 63 | 72 | 10 | 62 | 41,659 |
| Rensselaer | 361 | 441 | 73 | 368 | 174,257 |
| Rockland | 550 | 1,311 | 682 | 629 | 324,195 |
| St.Lawrence | 362 | 558 | 188 | 370 | 117,251 |
| Saratoga | 109 | 120 | 14 | 106 | 61,316 |
| Schenectady | 537 | 798 | 269 | 529 | 320,397 |
| Schoharie | 45 | 54 | 10 | 44 | 27,099 |
| Schuyler | 53 | 65 | 16 | 49 | 28,817 |
| Seneca | 94 | 122 | 35 | 87 | 38,977 |
| Steuben | 494 | 687 | 184 | 503 | 184,926 |
| Suffolk | 3,962 | 5,772 | 1,771 | 4,001 | 2,773,909 |
| Sullivan | 245 | 342 | 107 | 235 | 155,925 |
| Tioga | 120 | 163 | 47 | 116 | 47,699 |
| Tompkins | 357 | 477 | 111 | 366 | 205,339 |
| Ulster | 438 | 603 | 171 | 432 | 206,891 |
| Warren | 112 | 129 | 17 | 112 | 53,569 |
| Washington | 159 | 199 | 43 | 156 | 88,447 |
| Wayne | 295 | 337 | 49 | 288 | 125,755 |
| Westchester | 4,205 | 7,461 | 3,095 | 4,366 | 3,994,353 |
| Wyoming | 74 | 76 | 7 | 69 | 25,344 |
| Yates | 48 | 48 | 2 | 46 | 18,084 |

* Expenditures partially estimated.

Table 8
 TEMPORARY ASSISTANCE BY FUNDING SOURCE
 Cases, Recipients and Expenditures by Local District
 July 2003

| Local District | Total | | | Federally Participating-TANF Family Assistance and Safety Net-FP | | | Federally Non-Participating Safety Net Assistance-FNP | | |
|----------------|---------|------------|---------------|---|------------|--------------|--|------------|--------------|
| | Cases | Recipients | Expenditures | Cases | Recipients | Expenditures | Cases | Recipients | Expenditures |
| New York State | 304,020 | 615,099 | \$147,842,945 | 141,719 | 327,814 | \$77,192,295 | 162,301 | 287,285 | \$70,650,650 |
| New York City* | 210,804 | 424,499 | 93,672,000 | 89,398 | 202,126 | 44,715,000 | 121,406 | 222,373 | 48,957,000 |
| Rest of State | 93,216 | 190,600 | 54,170,945 | 52,321 | 125,688 | 32,477,295 | 40,895 | 64,912 | 21,693,650 |
| Albany | 3,564 | 7,911 | 1,784,319 | 2,202 | 5,584 | 1,109,450 | 1,362 | 2,327 | 674,869 |
| Allegany | 519 | 1,111 | 184,772 | 337 | 819 | 130,949 | 182 | 292 | 53,823 |
| Broome | 2,350 | 4,816 | 1,154,966 | 1,352 | 3,253 | 644,353 | 998 | 1,563 | 510,613 |
| Cattaraugus | 645 | 1,280 | 259,674 | 403 | 963 | 166,549 | 242 | 317 | 93,125 |
| Cayuga | 445 | 917 | 199,112 | 313 | 719 | 148,367 | 132 | 198 | 50,745 |
| Chautauqua | 2,191 | 4,593 | 946,475 | 1,349 | 3,322 | 618,213 | 842 | 1,271 | 328,262 |
| Chemung | 1,364 | 2,794 | 566,593 | 887 | 2,131 | 365,401 | 477 | 663 | 201,192 |
| Chenango | 266 | 545 | 116,047 | 184 | 432 | 72,463 | 82 | 113 | 43,584 |
| Clinton | 833 | 1,466 | 383,498 | 462 | 1,039 | 208,915 | 371 | 427 | 174,583 |
| Columbia | 349 | 656 | 157,831 | 207 | 494 | 97,125 | 142 | 162 | 60,706 |
| Cortland | 427 | 881 | 206,755 | 261 | 656 | 140,739 | 166 | 225 | 66,016 |
| Delaware | 164 | 279 | 65,629 | 97 | 206 | 41,535 | 67 | 73 | 24,094 |
| Dutchess | 1,298 | 2,275 | 820,922 | 758 | 1,586 | 513,310 | 540 | 689 | 307,612 |
| Erie | 11,700 | 24,189 | 4,890,409 | 6,413 | 15,296 | 2,828,715 | 5,287 | 8,893 | 2,061,694 |
| Essex | 206 | 378 | 76,591 | 136 | 292 | 46,752 | 70 | 86 | 29,839 |
| Franklin | 330 | 637 | 110,894 | 200 | 442 | 71,486 | 130 | 195 | 39,408 |
| Fulton | 351 | 626 | 141,710 | 223 | 490 | 91,100 | 128 | 136 | 50,610 |
| Genesee | 321 | 610 | 138,140 | 176 | 433 | 77,102 | 145 | 177 | 61,038 |
| Greene | 429 | 810 | 192,602 | 287 | 637 | 137,854 | 142 | 173 | 54,748 |
| Hamilton | 12 | 19 | 3,587 | 4 | 7 | 1,057 | 8 | 12 | 2,530 |
| Herkimer | 354 | 691 | 153,949 | 222 | 529 | 94,460 | 132 | 162 | 59,489 |
| Jefferson | 971 | 1,935 | 415,021 | 533 | 1,321 | 241,495 | 438 | 614 | 173,526 |
| Lewis | 129 | 248 | 46,417 | 83 | 195 | 31,371 | 46 | 53 | 15,046 |
| Livingston | 615 | 1,171 | 284,601 | 349 | 854 | 169,873 | 266 | 317 | 114,728 |
| Madison | 166 | 262 | 68,468 | 104 | 197 | 41,713 | 62 | 65 | 26,755 |
| Monroe | 15,158 | 32,153 | 7,906,002 | 7,476 | 18,689 | 4,248,445 | 7,682 | 13,464 | 3,657,557 |
| Montgomery | 394 | 810 | 188,910 | 241 | 606 | 107,149 | 153 | 204 | 81,761 |
| Nassau | 4,287 | 8,380 | 2,841,060 | 2,548 | 5,738 | 1,818,970 | 1,739 | 2,642 | 1,022,090 |
| Niagara | 2,292 | 4,641 | 918,961 | 1,322 | 3,066 | 533,118 | 970 | 1,575 | 385,843 |
| Oneida | 2,366 | 5,289 | 1,102,372 | 1,520 | 3,909 | 748,989 | 846 | 1,380 | 353,383 |
| Onondaga | 6,556 | 13,653 | 3,128,787 | 3,734 | 9,240 | 1,860,475 | 2,822 | 4,413 | 1,268,312 |
| Ontario | 698 | 1,290 | 302,792 | 376 | 870 | 162,986 | 322 | 420 | 139,806 |
| Orango | 2,535 | 5,748 | 1,724,039 | 1,479 | 3,769 | 1,046,199 | 1,056 | 1,979 | 677,840 |
| Orleans | 445 | 868 | 194,490 | 264 | 616 | 120,943 | 181 | 252 | 73,547 |
| Oswego | 856 | 1,731 | 401,894 | 592 | 1,401 | 277,868 | 264 | 330 | 124,026 |
| Otsego | 140 | 204 | 69,911 | 79 | 143 | 35,288 | 61 | 61 | 34,623 |
| Putnam | 117 | 191 | 75,528 | 58 | 128 | 40,188 | 59 | 63 | 35,340 |
| Rensselaer | 1,199 | 2,528 | 548,550 | 859 | 2,132 | 382,504 | 340 | 396 | 166,046 |
| Rockland | 1,113 | 2,682 | 657,641 | 575 | 1,409 | 339,631 | 538 | 1,273 | 318,010 |
| St.Lawrence | 940 | 1,910 | 333,862 | 581 | 1,361 | 217,539 | 359 | 549 | 116,323 |
| Saratoga | 300 | 465 | 152,917 | 192 | 346 | 92,558 | 108 | 119 | 60,359 |
| Schenectady | 1,327 | 2,605 | 729,484 | 816 | 1,868 | 431,588 | 511 | 737 | 297,896 |
| Schoharie | 110 | 201 | 60,886 | 65 | 147 | 33,787 | 45 | 54 | 27,099 |
| Schuyler | 149 | 300 | 71,642 | 96 | 235 | 42,825 | 53 | 65 | 28,817 |
| Seneca | 196 | 348 | 79,839 | 105 | 234 | 41,813 | 91 | 114 | 38,026 |
| Steuben | 1,112 | 2,171 | 435,115 | 623 | 1,496 | 255,316 | 489 | 675 | 179,799 |
| Suffolk | 7,391 | 14,173 | 6,673,013 | 3,503 | 8,581 | 3,992,586 | 3,888 | 5,592 | 2,680,427 |
| Sullivan | 730 | 1,486 | 439,391 | 495 | 1,177 | 288,890 | 235 | 309 | 150,501 |
| Tioga | 414 | 838 | 176,553 | 294 | 675 | 128,854 | 120 | 163 | 47,699 |
| Tompkins | 756 | 1,432 | 368,406 | 425 | 1,017 | 172,727 | 331 | 415 | 195,679 |
| Ulster | 1,292 | 2,513 | 696,585 | 878 | 1,973 | 506,888 | 414 | 540 | 189,697 |
| Warren | 248 | 452 | 114,069 | 138 | 330 | 61,759 | 110 | 122 | 52,310 |
| Washington | 356 | 625 | 197,095 | 199 | 433 | 110,554 | 157 | 192 | 86,541 |
| Wayne | 629 | 1,109 | 280,984 | 342 | 786 | 159,344 | 287 | 323 | 121,640 |
| Westchester | 8,827 | 18,263 | 9,822,401 | 4,741 | 11,097 | 6,061,362 | 4,086 | 7,166 | 3,761,039 |
| Wyoming | 169 | 249 | 61,629 | 96 | 175 | 36,734 | 73 | 74 | 24,895 |
| Yates | 115 | 192 | 47,155 | 67 | 144 | 29,071 | 48 | 48 | 18,084 |

* Expenditures partially estimated.

Table 9
 TEMPORARY ASSISTANCE TO NEEDY FAMILIES (TANF) BY PROGRAM
 Cases, Recipients, Children, Adults and Expenditures by Local District
 July 2003

| Local District | Family Assistance | | | | | Safety Net Assistance-FP | | | | |
|----------------|-------------------|------------|----------|--------|--------------|--------------------------|------------|----------|--------|--------------|
| | Cases | Recipients | Children | Adults | Expenditures | Cases | Recipients | Children | Adults | Expenditures |
| New York State | 139,920 | 323,269 | 232,239 | 91,030 | \$76,042,796 | 1,799 | 4,545 | 2,630 | 1,915 | \$1,149,499 |
| New York City* | 89,200 | 201,729 | 144,916 | 56,813 | 44,666,000 | 198 | 397 | 196 | 201 | 49,000 |
| Rest of State | 50,720 | 121,540 | 87,323 | 34,217 | 31,376,796 | 1,601 | 4,148 | 2,434 | 1,714 | 1,100,499 |
| Albany | 2,154 | 5,466 | 3,794 | 1,672 | 1,084,665 | 48 | 118 | 70 | 48 | 24,785 |
| Allegany | 334 | 812 | 548 | 264 | 130,395 | 3 | 7 | 4 | 3 | 554 |
| Broome | 1,328 | 3,181 | 2,217 | 964 | 629,680 | 24 | 72 | 44 | 28 | 14,673 |
| Cattaraugus | 385 | 907 | 660 | 247 | 159,474 | 18 | 56 | 32 | 24 | 7,075 |
| Cayuga | 306 | 698 | 508 | 190 | 145,522 | 7 | 21 | 13 | 8 | 2,845 |
| Chautauqua | 1,311 | 3,216 | 2,197 | 1,019 | 601,252 | 38 | 106 | 67 | 39 | 16,961 |
| Chemung | 875 | 2,100 | 1,412 | 688 | 360,381 | 12 | 31 | 16 | 15 | 5,020 |
| Chenango | 180 | 418 | 299 | 119 | 71,433 | 4 | 14 | 9 | 5 | 1,030 |
| Clinton | 454 | 1,021 | 697 | 324 | 205,040 | 8 | 18 | 9 | 9 | 3,875 |
| Columbia | 203 | 483 | 349 | 134 | 95,713 | 4 | 11 | 6 | 5 | 1,412 |
| Cortland | 257 | 646 | 443 | 203 | 137,946 | 4 | 10 | 6 | 4 | 2,793 |
| Delaware | 97 | 206 | 154 | 52 | 41,535 | 0 | 0 | 0 | 0 | 0 |
| Dutchess | 742 | 1,550 | 1,160 | 390 | 495,716 | 16 | 36 | 19 | 17 | 17,594 |
| Erie | 6,131 | 14,599 | 10,732 | 3,867 | 2,708,590 | 282 | 697 | 383 | 314 | 120,125 |
| Essex | 133 | 284 | 180 | 104 | 45,765 | 3 | 8 | 5 | 3 | 987 |
| Franklin | 199 | 438 | 308 | 130 | 71,253 | 1 | 4 | 3 | 1 | 233 |
| Fulton | 217 | 478 | 337 | 141 | 85,694 | 6 | 12 | 5 | 7 | 5,406 |
| Genesee | 172 | 427 | 319 | 108 | 74,528 | 4 | 6 | 2 | 4 | 2,574 |
| Greene | 283 | 626 | 405 | 221 | 136,184 | 4 | 11 | 5 | 6 | 1,670 |
| Hamilton | 4 | 7 | 4 | 3 | 1,057 | 0 | 0 | 0 | 0 | 0 |
| Herkimer | 221 | 527 | 372 | 155 | 94,352 | 1 | 2 | 1 | 1 | 108 |
| Jefferson | 508 | 1,250 | 856 | 394 | 232,133 | 25 | 71 | 40 | 31 | 9,362 |
| Lewis | 83 | 195 | 134 | 61 | 31,371 | 0 | 0 | 0 | 0 | 0 |
| Livingston | 339 | 822 | 513 | 309 | 162,835 | 10 | 32 | 19 | 13 | 7,038 |
| Madison | 102 | 191 | 165 | 26 | 39,707 | 2 | 6 | 3 | 3 | 2,006 |
| Monroe | 6,925 | 17,212 | 12,478 | 4,734 | 3,930,948 | 551 | 1,477 | 917 | 560 | 317,497 |
| Montgomery | 237 | 591 | 405 | 186 | 104,742 | 4 | 15 | 10 | 5 | 2,407 |
| Nassau | 2,516 | 5,648 | 4,250 | 1,398 | 1,804,301 | 32 | 90 | 55 | 35 | 14,669 |
| Niagara | 1,290 | 2,993 | 2,066 | 927 | 519,048 | 32 | 73 | 41 | 32 | 14,070 |
| Oneida | 1,483 | 3,812 | 2,791 | 1,021 | 718,300 | 37 | 97 | 56 | 41 | 30,689 |
| Onondaga | 3,716 | 9,198 | 6,613 | 2,585 | 1,852,125 | 18 | 42 | 21 | 21 | 8,350 |
| Ontario | 371 | 856 | 565 | 291 | 160,716 | 5 | 14 | 8 | 6 | 2,270 |
| Orange | 1,462 | 3,723 | 2,775 | 948 | 1,027,766 | 17 | 46 | 30 | 16 | 18,433 |
| Orleans | 249 | 587 | 406 | 181 | 112,875 | 15 | 29 | 14 | 15 | 8,068 |
| Oswego | 572 | 1,345 | 991 | 354 | 265,114 | 20 | 56 | 34 | 22 | 12,754 |
| Otsego | 74 | 129 | 110 | 19 | 30,104 | 5 | 14 | 9 | 5 | 5,184 |
| Putnam | 54 | 119 | 87 | 32 | 33,869 | 4 | 9 | 5 | 4 | 6,319 |
| Rensselaer | 838 | 2,087 | 1,432 | 655 | 374,293 | 21 | 45 | 23 | 22 | 8,211 |
| Rockland | 563 | 1,371 | 1,080 | 291 | 333,446 | 12 | 38 | 26 | 12 | 6,185 |
| St.Lawrence | 578 | 1,352 | 929 | 423 | 216,611 | 3 | 9 | 5 | 4 | 928 |
| Saratoga | 191 | 345 | 292 | 53 | 91,601 | 1 | 1 | 0 | 1 | 957 |
| Schenectady | 790 | 1,807 | 1,377 | 430 | 409,087 | 26 | 61 | 34 | 27 | 22,501 |
| Schoharie | 65 | 147 | 115 | 32 | 33,787 | 0 | 0 | 0 | 0 | 0 |
| Schuyler | 96 | 235 | 159 | 76 | 42,825 | 0 | 0 | 0 | 0 | 0 |
| Seneca | 102 | 226 | 161 | 65 | 40,862 | 3 | 8 | 4 | 4 | 951 |
| Steuben | 618 | 1,484 | 966 | 518 | 250,189 | 5 | 12 | 6 | 6 | 5,127 |
| Suffolk | 3,429 | 8,401 | 6,301 | 2,100 | 3,899,104 | 74 | 180 | 100 | 80 | 93,482 |
| Sullivan | 485 | 1,144 | 825 | 319 | 283,466 | 10 | 33 | 24 | 9 | 5,424 |
| Tioga | 294 | 675 | 452 | 223 | 128,854 | 0 | 0 | 0 | 0 | 0 |
| Tompkins | 399 | 955 | 636 | 319 | 163,067 | 26 | 62 | 33 | 29 | 9,660 |
| Ulster | 854 | 1,910 | 1,372 | 538 | 489,694 | 24 | 63 | 36 | 27 | 17,194 |
| Warren | 136 | 323 | 237 | 86 | 60,500 | 2 | 7 | 5 | 2 | 1,259 |
| Washington | 197 | 426 | 303 | 123 | 108,648 | 2 | 7 | 5 | 2 | 1,906 |
| Wayne | 334 | 772 | 553 | 219 | 155,229 | 8 | 14 | 6 | 8 | 4,115 |
| Westchester | 4,622 | 10,802 | 7,615 | 3,187 | 5,828,048 | 119 | 295 | 165 | 130 | 233,314 |
| Wyoming | 95 | 173 | 112 | 61 | 36,285 | 1 | 2 | 1 | 1 | 449 |
| Yates | 67 | 144 | 106 | 38 | 29,071 | 0 | 0 | 0 | 0 | 0 |

* Expenditures partially estimated.

Table 10
SAFETY NET ASSISTANCE-FNP
Cases, Recipients, Children, Adults and Expenditures by Local District
July 2003

| Local District | Safety Net Assistance-FNP | | | | |
|----------------|---------------------------|------------|----------|---------|--------------|
| | Cases | Recipients | Children | Adults | Expenditures |
| New York State | 162,301 | 287,285 | 121,565 | 165,720 | \$70,650,650 |
| New York City* | 121,406 | 222,373 | 98,014 | 124,359 | 48,957,000 |
| Rest of State | 40,895 | 64,912 | 23,551 | 41,361 | 21,693,650 |
| Albany | 1,362 | 2,327 | 941 | 1,386 | 674,869 |
| Allegany | 182 | 292 | 96 | 196 | 53,823 |
| Broome | 998 | 1,563 | 537 | 1,026 | 510,613 |
| Cattaraugus | 242 | 317 | 75 | 242 | 93,125 |
| Cayuga | 132 | 198 | 57 | 141 | 50,745 |
| Chautauqua | 842 | 1,271 | 438 | 833 | 328,262 |
| Chemung | 477 | 663 | 184 | 479 | 201,192 |
| Chenango | 82 | 113 | 31 | 82 | 43,584 |
| Clinton | 371 | 427 | 48 | 379 | 174,583 |
| Columbia | 142 | 162 | 20 | 142 | 60,706 |
| Cortland | 166 | 225 | 56 | 169 | 66,016 |
| Delaware | 67 | 73 | 5 | 68 | 24,094 |
| Dutchess | 540 | 689 | 186 | 503 | 307,612 |
| Erie | 5,287 | 8,893 | 3,551 | 5,342 | 2,061,694 |
| Essex | 70 | 86 | 13 | 73 | 29,839 |
| Franklin | 130 | 195 | 52 | 143 | 39,408 |
| Fulton | 128 | 136 | 5 | 131 | 50,610 |
| Genesee | 145 | 177 | 35 | 142 | 61,038 |
| Greene | 142 | 173 | 30 | 143 | 54,748 |
| Hamilton | 8 | 12 | 4 | 8 | 2,530 |
| Herkimer | 132 | 162 | 34 | 128 | 59,489 |
| Jefferson | 438 | 614 | 163 | 451 | 173,526 |
| Lewis | 46 | 53 | 6 | 47 | 15,046 |
| Livingston | 266 | 317 | 52 | 265 | 114,728 |
| Madison | 62 | 65 | 7 | 58 | 26,755 |
| Monroe | 7,682 | 13,464 | 5,710 | 7,754 | 3,657,557 |
| Montgomery | 153 | 204 | 50 | 154 | 81,761 |
| Nassau | 1,739 | 2,642 | 904 | 1,738 | 1,022,090 |
| Niagara | 970 | 1,575 | 600 | 975 | 385,843 |
| Oneida | 846 | 1,380 | 537 | 843 | 353,383 |
| Onondaga | 2,822 | 4,413 | 1,574 | 2,839 | 1,268,312 |
| Ontario | 322 | 420 | 99 | 321 | 139,806 |
| Orange | 1,056 | 1,979 | 883 | 1,096 | 677,840 |
| Orleans | 181 | 252 | 73 | 179 | 73,547 |
| Oswego | 264 | 330 | 70 | 260 | 124,026 |
| Otsego | 61 | 61 | 2 | 59 | 34,623 |
| Putnam | 59 | 63 | 5 | 58 | 35,340 |
| Rensselaer | 340 | 396 | 50 | 346 | 166,046 |
| Rockland | 538 | 1,273 | 656 | 617 | 318,010 |
| St.Lawrence | 359 | 549 | 183 | 366 | 116,323 |
| Saratoga | 108 | 119 | 14 | 105 | 60,359 |
| Schenectady | 511 | 737 | 235 | 502 | 297,896 |
| Schoharie | 45 | 54 | 10 | 44 | 27,099 |
| Schuyler | 53 | 65 | 16 | 49 | 28,817 |
| Seneca | 91 | 114 | 31 | 83 | 38,026 |
| Steuben | 489 | 675 | 178 | 497 | 179,799 |
| Suffolk | 3,888 | 5,592 | 1,671 | 3,921 | 2,680,427 |
| Sullivan | 235 | 309 | 83 | 226 | 150,501 |
| Tioga | 120 | 163 | 47 | 116 | 47,699 |
| Tompkins | 331 | 415 | 78 | 337 | 195,679 |
| Ulster | 414 | 540 | 135 | 405 | 189,697 |
| Warren | 110 | 122 | 12 | 110 | 52,310 |
| Washington | 157 | 192 | 38 | 154 | 86,541 |
| Wayne | 287 | 323 | 43 | 280 | 121,640 |
| Westchester | 4,086 | 7,166 | 2,930 | 4,236 | 3,761,039 |
| Wyoming | 73 | 74 | 6 | 68 | 24,895 |
| Yates | 48 | 48 | 2 | 46 | 18,084 |

* Expenditures partially estimated.

Table 11
SAFETY NET ASSISTANCE-FNP BY CASE CATEGORY
(Maintenance of Effort (MOE) vs. Non-Maintenance of Effort (Non-MOE))
Cases, Recipients, Children, Adults and Expenditures by Local District
July 2003

| Local District | Maintenance of Effort (MOE) | | | | | Non-Maintenance of Effort (Non-MOE) | | | | |
|----------------|-----------------------------|------------|----------|--------|--------------|-------------------------------------|------------|----------|---------|--------------|
| | Cases | Recipients | Children | Adults | Expenditures | Cases | Recipients | Children | Adults | Expenditures |
| New York State | 47,936 | 157,483 | 109,397 | 48,086 | \$25,393,130 | 114,365 | 129,802 | 12,168 | 117,634 | \$45,257,520 |
| New York City* | 40,778 | 130,409 | 90,195 | 40,214 | 20,211,000 | 80,628 | 91,964 | 7,819 | 84,145 | 28,746,000 |
| Rest of State | 7,158 | 27,074 | 19,202 | 7,872 | 5,182,130 | 33,737 | 37,838 | 4,349 | 33,489 | 16,511,520 |
| Albany | 276 | 1,104 | 801 | 303 | 153,566 | 1,086 | 1,223 | 140 | 1,083 | 521,303 |
| Allegany | 28 | 102 | 66 | 36 | 9,220 | 154 | 190 | 30 | 160 | 44,603 |
| Broome | 151 | 573 | 401 | 172 | 77,187 | 847 | 990 | 136 | 854 | 433,426 |
| Cattaraugus | 20 | 71 | 49 | 22 | 10,351 | 222 | 246 | 26 | 220 | 82,774 |
| Cayuga | 19 | 79 | 53 | 26 | 9,653 | 113 | 119 | 4 | 115 | 41,092 |
| Chautauqua | 128 | 456 | 336 | 120 | 58,359 | 714 | 815 | 102 | 713 | 269,903 |
| Chemung | 55 | 219 | 153 | 66 | 29,324 | 422 | 444 | 31 | 413 | 171,868 |
| Chenango | 8 | 32 | 24 | 8 | 4,241 | 74 | 81 | 7 | 74 | 39,343 |
| Clinton | 13 | 44 | 27 | 17 | 5,135 | 358 | 383 | 21 | 362 | 169,448 |
| Columbia | 5 | 14 | 8 | 6 | 917 | 137 | 148 | 12 | 136 | 59,789 |
| Cortland | 19 | 68 | 44 | 24 | 7,784 | 147 | 157 | 12 | 145 | 58,232 |
| Delaware | 0 | 0 | 0 | 0 | 0 | 67 | 73 | 5 | 68 | 24,094 |
| Dutchess | 23 | 92 | 66 | 26 | 19,192 | 517 | 597 | 120 | 477 | 288,420 |
| Erie | 1,159 | 4,280 | 3,036 | 1,244 | 517,576 | 4,128 | 4,613 | 515 | 4,098 | 1,544,118 |
| Essex | 6 | 17 | 10 | 7 | 2,022 | 64 | 69 | 3 | 66 | 27,817 |
| Franklin | 17 | 60 | 39 | 21 | 6,019 | 113 | 135 | 13 | 122 | 33,389 |
| Fulton | 0 | 0 | 0 | 0 | 0 | 128 | 136 | 5 | 131 | 50,610 |
| Genesee | 9 | 39 | 30 | 9 | 4,155 | 136 | 138 | 5 | 133 | 56,883 |
| Greene | 9 | 32 | 23 | 9 | 3,965 | 133 | 141 | 7 | 134 | 50,783 |
| Hamilton | 0 | 0 | 0 | 0 | 0 | 8 | 12 | 4 | 8 | 2,530 |
| Herkimer | 3 | 8 | 5 | 3 | 904 | 129 | 154 | 29 | 125 | 58,585 |
| Jefferson | 56 | 219 | 150 | 69 | 24,382 | 382 | 395 | 13 | 382 | 149,144 |
| Lewis | 2 | 6 | 4 | 2 | 749 | 44 | 47 | 2 | 45 | 14,297 |
| Livingston | 12 | 43 | 28 | 15 | 4,816 | 254 | 274 | 24 | 250 | 109,912 |
| Madison | 0 | 0 | 0 | 0 | 0 | 62 | 65 | 7 | 58 | 26,755 |
| Monroe | 1,747 | 6,594 | 4,724 | 1,870 | 1,005,829 | 5,935 | 6,870 | 986 | 5,884 | 2,651,728 |
| Montgomery | 0 | 0 | 0 | 0 | 0 | 153 | 204 | 50 | 154 | 81,761 |
| Nassau | 272 | 879 | 598 | 281 | 180,877 | 1,467 | 1,763 | 306 | 1,457 | 841,213 |
| Niagara | 197 | 731 | 525 | 206 | 84,126 | 773 | 844 | 75 | 769 | 301,717 |
| Oneida | 151 | 620 | 458 | 162 | 85,349 | 695 | 760 | 79 | 681 | 268,034 |
| Onondaga | 391 | 1,600 | 1,178 | 422 | 228,616 | 2,431 | 2,813 | 396 | 2,417 | 1,039,696 |
| Ontario | 21 | 76 | 51 | 25 | 9,923 | 301 | 344 | 48 | 296 | 129,883 |
| Orange | 224 | 1,045 | 760 | 285 | 160,712 | 832 | 934 | 123 | 811 | 517,128 |
| Orleans | 17 | 65 | 45 | 20 | 9,701 | 164 | 187 | 28 | 159 | 63,846 |
| Oswego | 20 | 72 | 52 | 20 | 6,509 | 244 | 258 | 18 | 240 | 117,517 |
| Otsego | 0 | 0 | 0 | 0 | 0 | 61 | 61 | 2 | 59 | 34,623 |
| Putnam | 2 | 4 | 2 | 2 | 449 | 57 | 59 | 3 | 56 | 34,891 |
| Rensselaer | 14 | 55 | 42 | 13 | 7,995 | 326 | 341 | 8 | 333 | 158,051 |
| Rockland | 128 | 788 | 583 | 205 | 89,210 | 410 | 485 | 73 | 412 | 228,800 |
| St. Lawrence | 60 | 228 | 161 | 67 | 22,778 | 299 | 321 | 22 | 299 | 93,545 |
| Saratoga | 1 | 2 | 0 | 2 | 430 | 107 | 117 | 14 | 103 | 59,929 |
| Schenectady | 59 | 258 | 193 | 65 | 40,133 | 452 | 479 | 42 | 437 | 257,763 |
| Schoharie | 2 | 10 | 7 | 3 | 556 | 43 | 44 | 3 | 41 | 26,543 |
| Schuyler | 2 | 9 | 7 | 2 | 771 | 51 | 56 | 9 | 47 | 28,046 |
| Seneca | 2 | 9 | 7 | 2 | 722 | 89 | 105 | 24 | 81 | 37,304 |
| Steuben | 53 | 170 | 122 | 48 | 21,889 | 436 | 505 | 56 | 449 | 157,910 |
| Suffolk | 542 | 2,001 | 1,401 | 600 | 840,772 | 3,346 | 3,591 | 270 | 3,321 | 1,839,655 |
| Sullivan | 7 | 38 | 31 | 7 | 4,321 | 228 | 271 | 52 | 219 | 146,180 |
| Tioga | 10 | 34 | 25 | 9 | 4,113 | 110 | 129 | 22 | 107 | 43,586 |
| Tompkins | 21 | 73 | 50 | 23 | 22,564 | 310 | 342 | 28 | 314 | 173,115 |
| Ulster | 44 | 157 | 109 | 48 | 23,561 | 370 | 383 | 26 | 357 | 166,136 |
| Warren | 0 | 0 | 0 | 0 | 0 | 110 | 122 | 12 | 110 | 52,310 |
| Washington | 4 | 13 | 9 | 4 | 1,915 | 153 | 179 | 29 | 150 | 84,626 |
| Wayne | 8 | 28 | 20 | 8 | 3,917 | 279 | 295 | 23 | 272 | 117,723 |
| Westchester | 1,139 | 3,954 | 2,687 | 1,267 | 1,374,303 | 2,947 | 3,212 | 243 | 2,969 | 2,386,736 |
| Wyoming | 2 | 3 | 2 | 1 | 572 | 71 | 71 | 4 | 67 | 24,323 |
| Yates | 0 | 0 | 0 | 0 | 0 | 48 | 48 | 2 | 46 | 18,084 |

Table 12
SAFETY NET ASSISTANCE-FNP-CASH TOTAL
Cases, Recipients, Children, Adults and Expenditures by Local District
July 2003

| Local District | Safety Net Assistance-FNP-Cash Total | | | | |
|----------------|--------------------------------------|------------|----------|----------|--------------|
| | Cases | Recipients | Children | Adults | Expenditures |
| New York State | See Note | See Note | See Note | See Note | See Note |
| New York City | See Note | See Note | See Note | See Note | See Note |
| Rest of State | 22,697 | 25,465 | 2,949 | 22,516 | \$10,613,745 |
| Albany | 696 | 779 | 89 | 690 | 302,876 |
| Allegany | 130 | 146 | 11 | 135 | 32,455 |
| Broome | 583 | 671 | 86 | 585 | 264,749 |
| Cattaraugus | 174 | 210 | 36 | 174 | 66,653 |
| Cayuga | 95 | 99 | 2 | 97 | 34,155 |
| Chautauqua | 532 | 553 | 25 | 528 | 188,338 |
| Chemung | 343 | 366 | 28 | 338 | 133,255 |
| Chenango | 63 | 74 | 11 | 63 | 32,392 |
| Clinton | 291 | 317 | 20 | 297 | 135,515 |
| Columbia | 104 | 107 | 2 | 105 | 37,984 |
| Cortland | 116 | 130 | 15 | 115 | 42,950 |
| Delaware | 57 | 62 | 4 | 58 | 17,253 |
| Dutchess | 317 | 362 | 78 | 284 | 166,113 |
| Erie | 2,098 | 2,500 | 441 | 2,059 | 806,692 |
| Essex | 53 | 56 | 0 | 56 | 23,254 |
| Franklin | 95 | 105 | 1 | 104 | 26,281 |
| Fulton | 89 | 95 | 4 | 91 | 31,346 |
| Genesee | 94 | 96 | 5 | 91 | 29,067 |
| Greene | 107 | 111 | 4 | 107 | 34,546 |
| Hamilton | 7 | 7 | 0 | 7 | 2,221 |
| Herkimer | 85 | 90 | 8 | 82 | 36,819 |
| Jefferson | 277 | 308 | 28 | 280 | 97,448 |
| Lewis | 38 | 41 | 2 | 39 | 10,818 |
| Livingston | 179 | 185 | 11 | 174 | 72,828 |
| Madison | 49 | 52 | 7 | 45 | 17,743 |
| Monroe | 3,316 | 3,956 | 692 | 3,264 | 1,506,311 |
| Montgomery | 100 | 111 | 11 | 100 | 51,071 |
| Nassau | 1,088 | 1,148 | 68 | 1,080 | 540,773 |
| Niagara | 483 | 509 | 31 | 478 | 181,910 |
| Oneida | 512 | 577 | 73 | 504 | 179,421 |
| Onondaga | 2,076 | 2,384 | 280 | 2,104 | 872,242 |
| Ontario | 227 | 241 | 17 | 224 | 81,525 |
| Orange | 596 | 676 | 97 | 579 | 315,801 |
| Orleans | 118 | 122 | 11 | 111 | 42,281 |
| Oswego | 174 | 185 | 13 | 172 | 68,437 |
| Otsego | 35 | 35 | 2 | 33 | 15,598 |
| Putnam | 37 | 39 | 2 | 37 | 24,508 |
| Rensselaer | 213 | 222 | 1 | 221 | 87,024 |
| Rockland | 227 | 244 | 16 | 228 | 110,934 |
| St.Lawrence | 236 | 264 | 27 | 237 | 68,261 |
| Saratoga | 87 | 98 | 14 | 84 | 42,061 |
| Schenectady | 291 | 311 | 32 | 279 | 135,021 |
| Schoharie | 30 | 36 | 7 | 29 | 16,403 |
| Schuyler | 45 | 57 | 14 | 43 | 16,356 |
| Seneca | 51 | 53 | 7 | 46 | 18,067 |
| Steuben | 349 | 364 | 9 | 355 | 109,102 |
| Suffolk | 2,702 | 3,018 | 330 | 2,688 | 1,436,688 |
| Sullivan | 159 | 199 | 51 | 148 | 101,039 |
| Tioga | 92 | 96 | 6 | 90 | 31,478 |
| Tompkins | 195 | 219 | 22 | 197 | 127,144 |
| Ulster | 230 | 238 | 20 | 218 | 95,972 |
| Warren | 70 | 73 | 4 | 69 | 25,581 |
| Washington | 120 | 142 | 22 | 120 | 60,326 |
| Wayne | 202 | 217 | 16 | 201 | 80,186 |
| Westchester | 1,861 | 2,006 | 133 | 1,873 | 1,492,885 |
| Wyoming | 56 | 56 | 1 | 55 | 17,553 |
| Yates | 47 | 47 | 2 | 45 | 18,035 |

Note: A breakout of Safety Net Assistance-FNP-Cash and Safety Net Assistance-FNP-Non-Cash data is not available for New York City.

Table 13
SAFETY NET ASSISTANCE-FNP-CASH BY CASE CATEGORY
(Maintenance of Effort (MOE) vs. Non-Maintenance of Effort (Non-MOE))
Cases, Recipients, Children, Adults and Expenditures by Local District
July 2003

| Local District | Maintenance of Effort (MOE) | | | | | Non-Maintenance of Effort (Non-MOE) | | | | |
|----------------|-----------------------------|------------|----------|----------|--------------|-------------------------------------|------------|----------|----------|--------------|
| | Cases | Recipients | Children | Adults | Expenditures | Cases | Recipients | Children | Adults | Expenditures |
| New York State | See Note | See Note | See Note | See Note | See Note | See Note | See Note | See Note | See Note | See Note |
| New York City | See Note | See Note | See Note | See Note | See Note | See Note | See Note | See Note | See Note | See Note |
| Rest of State | 735 | 2,056 | 1,252 | 804 | \$486,074 | 21,962 | 23,409 | 1,697 | 21,712 | \$10,127,671 |
| Albany | 26 | 91 | 64 | 27 | 11,809 | 670 | 688 | 25 | 663 | 291,067 |
| Allegany | 3 | 7 | 3 | 4 | 897 | 127 | 139 | 8 | 131 | 31,558 |
| Broome | 8 | 23 | 15 | 8 | 2,934 | 575 | 648 | 71 | 577 | 261,815 |
| Cattaraugus | 10 | 31 | 19 | 12 | 5,776 | 164 | 179 | 17 | 162 | 60,877 |
| Cayuga | 1 | 1 | 0 | 1 | 2,307 | 94 | 98 | 2 | 96 | 31,848 |
| Chautauqua | 1 | 1 | 0 | 1 | 304 | 531 | 552 | 25 | 527 | 188,034 |
| Chemung | 2 | 6 | 3 | 3 | 1,203 | 341 | 360 | 25 | 335 | 132,052 |
| Chenango | 1 | 5 | 4 | 1 | 373 | 62 | 69 | 7 | 62 | 32,019 |
| Clinton | 3 | 9 | 5 | 4 | 892 | 288 | 308 | 15 | 293 | 134,623 |
| Columbia | 1 | 1 | 0 | 1 | 137 | 103 | 106 | 2 | 104 | 37,847 |
| Cortland | 2 | 8 | 5 | 3 | 306 | 114 | 122 | 10 | 112 | 42,644 |
| Delaware | 0 | 0 | 0 | 0 | 0 | 57 | 62 | 4 | 58 | 17,253 |
| Dutchess | 4 | 11 | 7 | 4 | 7,625 | 313 | 351 | 71 | 280 | 158,488 |
| Erie | 102 | 326 | 216 | 110 | 48,154 | 1,996 | 2,174 | 225 | 1,949 | 758,538 |
| Essex | 0 | 0 | 0 | 0 | 0 | 53 | 56 | 0 | 56 | 23,254 |
| Franklin | 0 | 0 | 0 | 0 | 0 | 95 | 105 | 1 | 104 | 26,281 |
| Fulton | 0 | 0 | 0 | 0 | 0 | 89 | 95 | 4 | 91 | 31,346 |
| Genesee | 0 | 0 | 0 | 0 | 0 | 94 | 96 | 5 | 91 | 29,067 |
| Greene | 3 | 6 | 3 | 3 | 1,005 | 104 | 105 | 1 | 104 | 33,541 |
| Hamilton | 0 | 0 | 0 | 0 | 0 | 7 | 7 | 0 | 7 | 2,221 |
| Herkimer | 1 | 1 | 0 | 1 | 295 | 84 | 89 | 8 | 81 | 36,524 |
| Jefferson | 7 | 33 | 24 | 9 | 4,371 | 270 | 275 | 4 | 271 | 93,077 |
| Lewis | 0 | 0 | 0 | 0 | 0 | 38 | 41 | 2 | 39 | 10,818 |
| Livingston | 0 | 0 | 0 | 0 | 0 | 179 | 185 | 11 | 174 | 72,828 |
| Madison | 0 | 0 | 0 | 0 | 0 | 49 | 52 | 7 | 45 | 17,743 |
| Monroe | 233 | 654 | 401 | 253 | 117,633 | 3,083 | 3,302 | 291 | 3,011 | 1,388,678 |
| Montgomery | 0 | 0 | 0 | 0 | 0 | 100 | 111 | 11 | 100 | 51,071 |
| Nassau | 32 | 43 | 12 | 31 | 13,965 | 1,056 | 1,105 | 56 | 1,049 | 526,808 |
| Niagara | 2 | 4 | 1 | 3 | 704 | 481 | 505 | 30 | 475 | 181,206 |
| Oneida | 9 | 33 | 22 | 11 | 4,390 | 503 | 544 | 51 | 493 | 175,031 |
| Onondaga | 53 | 183 | 126 | 57 | 29,341 | 2,023 | 2,201 | 154 | 2,047 | 842,901 |
| Ontario | 3 | 3 | 0 | 3 | 1,106 | 224 | 238 | 17 | 221 | 80,419 |
| Orange | 32 | 81 | 45 | 36 | 13,620 | 564 | 595 | 52 | 543 | 302,181 |
| Orleans | 2 | 3 | 1 | 2 | 732 | 116 | 119 | 10 | 109 | 41,549 |
| Oswego | 1 | 6 | 5 | 1 | 796 | 173 | 179 | 8 | 171 | 67,641 |
| Otsego | 0 | 0 | 0 | 0 | 0 | 35 | 35 | 2 | 33 | 15,598 |
| Putnam | 1 | 1 | 0 | 1 | 374 | 36 | 38 | 2 | 36 | 24,134 |
| Rensselaer | 0 | 0 | 0 | 0 | 0 | 213 | 222 | 1 | 221 | 87,024 |
| Rockland | 5 | 6 | 0 | 6 | 6,532 | 222 | 238 | 16 | 222 | 104,402 |
| St.Lawrence | 7 | 18 | 11 | 7 | 2,791 | 229 | 246 | 16 | 230 | 65,470 |
| Saratoga | 1 | 2 | 0 | 2 | 430 | 86 | 96 | 14 | 82 | 41,631 |
| Schenectady | 0 | 0 | 0 | 0 | 0 | 291 | 311 | 32 | 279 | 135,021 |
| Schoharie | 1 | 7 | 6 | 1 | 0 | 29 | 29 | 1 | 28 | 16,403 |
| Schuyler | 2 | 9 | 7 | 2 | 771 | 43 | 48 | 7 | 41 | 15,585 |
| Seneca | 0 | 0 | 0 | 0 | 0 | 51 | 53 | 7 | 46 | 18,067 |
| Steuben | 3 | 4 | 1 | 3 | 951 | 346 | 360 | 8 | 352 | 108,151 |
| Suffolk | 86 | 228 | 130 | 98 | 125,966 | 2,616 | 2,790 | 200 | 2,590 | 1,310,722 |
| Sullivan | 4 | 27 | 23 | 4 | 2,675 | 155 | 172 | 28 | 144 | 98,364 |
| Tioga | 1 | 1 | 0 | 1 | 337 | 91 | 95 | 6 | 89 | 31,141 |
| Tompkins | 2 | 5 | 2 | 3 | 12,380 | 193 | 214 | 20 | 194 | 114,764 |
| Ulster | 0 | 0 | 0 | 0 | 0 | 230 | 238 | 20 | 218 | 95,972 |
| Warren | 0 | 0 | 0 | 0 | 0 | 70 | 73 | 4 | 69 | 25,581 |
| Washington | 3 | 8 | 5 | 3 | 1,651 | 117 | 134 | 17 | 117 | 58,675 |
| Wayne | 2 | 6 | 4 | 2 | 1,014 | 200 | 211 | 12 | 199 | 79,172 |
| Westchester | 75 | 164 | 82 | 82 | 59,527 | 1,786 | 1,842 | 51 | 1,791 | 1,433,358 |
| Wyoming | 0 | 0 | 0 | 0 | 0 | 56 | 56 | 1 | 55 | 17,553 |
| Yates | 0 | 0 | 0 | 0 | 0 | 47 | 47 | 2 | 45 | 18,035 |

Note: A breakout of Safety Net Assistance-FNP-Cash and Safety Net Assistance-FNP-Non-Cash data is not available for New York City.

Table 14
SAFETY NET ASSISTANCE-FNP-NON-CASH TOTAL
Cases, Recipients, Children, Adults and Expenditures by Local District
July 2003

| Local District | Safety Net Assistance-FNP-Non-Cash Total | | | | |
|----------------|--|------------|----------|----------|--------------|
| | Cases | Recipients | Children | Adults | Expenditures |
| New York State | See Note | See Note | See Note | See Note | See Note |
| New York City | See Note | See Note | See Note | See Note | See Note |
| Rest of State | 18,198 | 39,447 | 20,602 | 18,845 | \$11,079,905 |
| Albany | 666 | 1,548 | 852 | 696 | 371,993 |
| Allegany | 52 | 146 | 85 | 61 | 21,368 |
| Broome | 415 | 892 | 451 | 441 | 245,864 |
| Cattaraugus | 68 | 107 | 39 | 68 | 26,472 |
| Cayuga | 37 | 99 | 55 | 44 | 16,590 |
| Chautauqua | 310 | 718 | 413 | 305 | 139,924 |
| Chemung | 134 | 297 | 156 | 141 | 67,937 |
| Chenango | 19 | 39 | 20 | 19 | 11,192 |
| Clinton | 80 | 110 | 28 | 82 | 39,068 |
| Columbia | 38 | 55 | 18 | 37 | 22,722 |
| Cortland | 50 | 95 | 41 | 54 | 23,066 |
| Delaware | 10 | 11 | 1 | 10 | 6,841 |
| Dutchess | 223 | 327 | 108 | 219 | 141,499 |
| Erie | 3,189 | 6,393 | 3,110 | 3,283 | 1,255,002 |
| Essex | 17 | 30 | 13 | 17 | 6,585 |
| Franklin | 35 | 90 | 51 | 39 | 13,127 |
| Fulton | 39 | 41 | 1 | 40 | 19,264 |
| Genesee | 51 | 81 | 30 | 51 | 31,971 |
| Greene | 35 | 62 | 26 | 36 | 20,202 |
| Hamilton | 1 | 5 | 4 | 1 | 309 |
| Herkimer | 47 | 72 | 26 | 46 | 22,670 |
| Jefferson | 161 | 306 | 135 | 171 | 76,078 |
| Lewis | 8 | 12 | 4 | 8 | 4,228 |
| Livingston | 87 | 132 | 41 | 91 | 41,900 |
| Madison | 13 | 13 | 0 | 13 | 9,012 |
| Monroe | 4,366 | 9,508 | 5,018 | 4,490 | 2,151,246 |
| Montgomery | 53 | 93 | 39 | 54 | 30,690 |
| Nassau | 651 | 1,494 | 836 | 658 | 481,317 |
| Niagara | 487 | 1,066 | 569 | 497 | 203,933 |
| Oneida | 334 | 803 | 464 | 339 | 173,962 |
| Onondaga | 746 | 2,029 | 1,294 | 735 | 396,070 |
| Ontario | 95 | 179 | 82 | 97 | 58,281 |
| Orange | 460 | 1,303 | 786 | 517 | 362,039 |
| Orleans | 63 | 130 | 62 | 68 | 31,266 |
| Oswego | 90 | 145 | 57 | 88 | 55,589 |
| Otsego | 26 | 26 | 0 | 26 | 19,025 |
| Putnam | 22 | 24 | 3 | 21 | 10,832 |
| Rensselaer | 127 | 174 | 49 | 125 | 79,022 |
| Rockland | 311 | 1,029 | 640 | 389 | 207,076 |
| St.Lawrence | 123 | 285 | 156 | 129 | 48,062 |
| Saratoga | 21 | 21 | 0 | 21 | 18,298 |
| Schenectady | 220 | 426 | 203 | 223 | 162,875 |
| Schoharie | 15 | 18 | 3 | 15 | 10,696 |
| Schuyler | 8 | 8 | 2 | 6 | 12,461 |
| Seneca | 40 | 61 | 24 | 37 | 19,959 |
| Steuben | 140 | 311 | 169 | 142 | 70,697 |
| Suffolk | 1,186 | 2,574 | 1,341 | 1,233 | 1,243,739 |
| Sullivan | 76 | 110 | 32 | 78 | 49,462 |
| Tioga | 28 | 67 | 41 | 26 | 16,221 |
| Tompkins | 136 | 196 | 56 | 140 | 68,535 |
| Ulster | 184 | 302 | 115 | 187 | 93,725 |
| Warren | 40 | 49 | 8 | 41 | 26,729 |
| Washington | 37 | 50 | 16 | 34 | 26,215 |
| Wayne | 85 | 106 | 27 | 79 | 41,454 |
| Westchester | 2,225 | 5,160 | 2,797 | 2,363 | 2,268,154 |
| Wyoming | 17 | 18 | 5 | 13 | 7,342 |
| Yates | 1 | 1 | 0 | 1 | 49 |

Note: A breakout of Safety Net Assistance-FNP-Cash and Safety Net Assistance-FNP-Non-Cash data is not available for New York City.

Table 15
SAFETY NET ASSISTANCE-FNP-NON-CASH BY CASE CATEGORY
(Maintenance of Effort (MOE) vs. Non-Maintenance of Effort (Non-MOE))
Cases, Recipients, Children, Adults and Expenditures by Local District
July 2003

| Local District | Maintenance of Effort (MOE) | | | | | Non-Maintenance of Effort (Non-MOE) | | | | |
|----------------|-----------------------------|------------|----------|----------|--------------|-------------------------------------|------------|----------|----------|--------------|
| | Cases | Recipients | Children | Adults | Expenditures | Cases | Recipients | Children | Adults | Expenditures |
| New York State | See Note | See Note | See Note | See Note | See Note | See Note | See Note | See Note | See Note | See Note |
| New York City | See Note | See Note | See Note | See Note | See Note | See Note | See Note | See Note | See Note | See Note |
| Rest of State | 6,423 | 25,018 | 17,950 | 7,068 | \$4,696,056 | 11,775 | 14,429 | 2,652 | 11,777 | \$6,383,849 |
| Albany | 250 | 1,013 | 737 | 276 | 141,757 | 416 | 535 | 115 | 420 | 230,236 |
| Allegany | 25 | 95 | 63 | 32 | 8,323 | 27 | 51 | 22 | 29 | 13,045 |
| Broome | 143 | 550 | 386 | 164 | 74,253 | 272 | 342 | 65 | 277 | 171,611 |
| Cattaraugus | 10 | 40 | 30 | 10 | 4,575 | 58 | 67 | 9 | 58 | 21,897 |
| Cayuga | 18 | 78 | 53 | 25 | 7,346 | 19 | 21 | 2 | 19 | 9,244 |
| Chautauqua | 127 | 455 | 336 | 119 | 58,055 | 183 | 263 | 77 | 186 | 81,869 |
| Chemung | 53 | 213 | 150 | 63 | 28,121 | 81 | 84 | 6 | 78 | 39,816 |
| Chenango | 7 | 27 | 20 | 7 | 3,868 | 12 | 12 | 0 | 12 | 7,324 |
| Clinton | 10 | 35 | 22 | 13 | 4,243 | 70 | 75 | 6 | 69 | 34,825 |
| Columbia | 4 | 13 | 8 | 5 | 780 | 34 | 42 | 10 | 32 | 21,942 |
| Cortland | 17 | 60 | 39 | 21 | 7,478 | 33 | 35 | 2 | 33 | 15,588 |
| Delaware | 0 | 0 | 0 | 0 | 0 | 10 | 11 | 1 | 10 | 6,841 |
| Dutchess | 19 | 81 | 59 | 22 | 11,567 | 204 | 246 | 49 | 197 | 129,932 |
| Erie | 1,057 | 3,954 | 2,820 | 1,134 | 469,422 | 2,132 | 2,439 | 290 | 2,149 | 785,580 |
| Essex | 6 | 17 | 10 | 7 | 2,022 | 11 | 13 | 3 | 10 | 4,563 |
| Franklin | 17 | 60 | 39 | 21 | 6,019 | 18 | 30 | 12 | 18 | 7,108 |
| Fulton | 0 | 0 | 0 | 0 | 0 | 39 | 41 | 1 | 40 | 19,264 |
| Genesee | 9 | 39 | 30 | 9 | 4,155 | 42 | 42 | 0 | 42 | 27,816 |
| Greene | 6 | 26 | 20 | 6 | 2,960 | 29 | 36 | 6 | 30 | 17,242 |
| Hamilton | 0 | 0 | 0 | 0 | 0 | 1 | 5 | 4 | 1 | 309 |
| Herkimer | 2 | 7 | 5 | 2 | 609 | 45 | 65 | 21 | 44 | 22,061 |
| Jefferson | 49 | 186 | 126 | 60 | 20,011 | 112 | 120 | 9 | 111 | 56,067 |
| Lewis | 2 | 6 | 4 | 2 | 749 | 6 | 6 | 0 | 6 | 3,479 |
| Livingston | 12 | 43 | 28 | 15 | 4,816 | 75 | 89 | 13 | 76 | 37,084 |
| Madison | 0 | 0 | 0 | 0 | 0 | 13 | 13 | 0 | 13 | 9,012 |
| Monroe | 1,514 | 5,940 | 4,323 | 1,617 | 888,196 | 2,852 | 3,568 | 695 | 2,873 | 1,263,050 |
| Montgomery | 0 | 0 | 0 | 0 | 0 | 53 | 93 | 39 | 54 | 30,690 |
| Nassau | 240 | 836 | 586 | 250 | 166,912 | 411 | 658 | 250 | 408 | 314,405 |
| Niagara | 195 | 727 | 524 | 203 | 83,422 | 292 | 339 | 45 | 294 | 120,511 |
| Oneida | 142 | 587 | 436 | 151 | 80,959 | 192 | 216 | 28 | 188 | 93,003 |
| Onondaga | 338 | 1,417 | 1,052 | 365 | 199,275 | 408 | 612 | 242 | 370 | 196,795 |
| Ontario | 18 | 73 | 51 | 22 | 8,817 | 77 | 106 | 31 | 75 | 49,464 |
| Orange | 192 | 964 | 715 | 249 | 147,092 | 268 | 339 | 71 | 268 | 214,947 |
| Orleans | 15 | 62 | 44 | 18 | 8,969 | 48 | 68 | 18 | 50 | 22,297 |
| Oswego | 19 | 66 | 47 | 19 | 5,713 | 71 | 79 | 10 | 69 | 49,876 |
| Otsego | 0 | 0 | 0 | 0 | 0 | 26 | 26 | 0 | 26 | 19,025 |
| Putnam | 1 | 3 | 2 | 1 | 75 | 21 | 21 | 1 | 20 | 10,757 |
| Rensselaer | 14 | 55 | 42 | 13 | 7,995 | 113 | 119 | 7 | 112 | 71,027 |
| Rockland | 123 | 782 | 583 | 199 | 82,678 | 188 | 247 | 57 | 190 | 124,398 |
| St.Lawrence | 53 | 210 | 150 | 60 | 19,987 | 70 | 75 | 6 | 69 | 28,075 |
| Saratoga | | 0 | | | | 21 | 21 | 0 | 21 | 18,298 |
| Schenectady | 59 | 258 | 193 | 65 | 40,133 | 161 | 168 | 10 | 158 | 122,742 |
| Schoharie | 1 | 3 | 1 | 2 | 556 | 14 | 15 | 2 | 13 | 10,140 |
| Schuyler | 0 | 0 | 0 | 0 | 0 | 8 | 8 | 2 | 6 | 12,461 |
| Seneca | 2 | 9 | 7 | 2 | 722 | 38 | 52 | 17 | 35 | 19,237 |
| Steuben | 50 | 166 | 121 | 45 | 20,938 | 90 | 145 | 48 | 97 | 49,759 |
| Suffolk | 456 | 1,773 | 1,271 | 502 | 714,806 | 730 | 801 | 70 | 731 | 528,933 |
| Sullivan | 3 | 11 | 8 | 3 | 1,646 | 73 | 99 | 24 | 75 | 47,816 |
| Tioga | 9 | 33 | 25 | 8 | 3,776 | 19 | 34 | 16 | 18 | 12,445 |
| Tompkins | 19 | 68 | 48 | 20 | 10,184 | 117 | 128 | 8 | 120 | 58,351 |
| Ulster | 44 | 157 | 109 | 48 | 23,561 | 140 | 145 | 6 | 139 | 70,164 |
| Warren | 0 | 0 | 0 | 0 | 0 | 40 | 49 | 8 | 41 | 26,729 |
| Washington | 1 | 5 | 4 | 1 | 264 | 36 | 45 | 12 | 33 | 25,951 |
| Wayne | 6 | 22 | 16 | 6 | 2,903 | 79 | 84 | 11 | 73 | 38,551 |
| Westchester | 1,064 | 3,790 | 2,605 | 1,185 | 1,314,776 | 1,161 | 1,370 | 192 | 1,178 | 953,378 |
| Wyoming | 2 | 3 | 2 | 1 | 572 | 15 | 15 | 3 | 12 | 6,770 |
| Yates | 0 | 0 | 0 | 0 | 0 | 1 | 1 | 0 | 1 | 49 |

Note: A breakout of Safety Net Assistance-FNP-Cash and Safety Net Assistance-FNP-Non-Cash data is not available for New York City.

Table 16
FOOD STAMPS
Households, Persons and Value of Food Stamps Benefits by Local District
July 2003

| Local District | Total | | | Temporary Assistance | | | Non-Temporary Assistance | | |
|----------------|------------|-----------|----------------------|----------------------|---------|----------------------|--------------------------|---------|----------------------|
| | Households | Persons | Food Stamps Benefits | Households | Persons | Food Stamps Benefits | Households | Persons | Food Stamps Benefits |
| New York State | 732,055 | 1,464,395 | \$144,377,424 | 497,028 | 888,355 | \$96,208,026 | 235,027 | 576,040 | \$48,169,398 |
| New York City | 452,929 | 877,868 | 94,033,091 | 369,210 | 684,302 | 76,652,085 | 83,719 | 193,566 | 17,381,006 |
| Rest of State | 279,126 | 586,527 | 50,344,333 | 127,818 | 204,053 | 19,555,941 | 151,308 | 382,474 | 30,788,392 |
| Albany | 9,106 | 19,017 | 1,627,012 | 4,819 | 8,394 | 808,263 | 4,287 | 10,623 | 818,749 |
| Allegany | 1,972 | 4,014 | 316,276 | 904 | 1,398 | 125,787 | 1,068 | 2,616 | 190,489 |
| Broome | 6,827 | 13,764 | 1,202,572 | 3,232 | 5,141 | 506,657 | 3,595 | 8,623 | 695,915 |
| Cattaraugus | 3,185 | 6,542 | 504,782 | 1,206 | 1,649 | 142,884 | 1,979 | 4,893 | 361,898 |
| Cayuga | 2,267 | 4,931 | 399,827 | 790 | 1,111 | 100,756 | 1,477 | 3,820 | 299,071 |
| Chautauqua | 6,147 | 13,291 | 1,134,695 | 2,810 | 4,646 | 465,617 | 3,337 | 8,645 | 669,078 |
| Chemung | 3,563 | 7,803 | 658,120 | 1,673 | 2,761 | 276,069 | 1,890 | 5,042 | 382,051 |
| Chenango | 1,983 | 4,443 | 352,236 | 534 | 752 | 69,812 | 1,449 | 3,691 | 282,424 |
| Clinton | 3,340 | 6,307 | 531,580 | 1,500 | 1,950 | 186,264 | 1,840 | 4,357 | 345,316 |
| Columbia | 1,472 | 2,689 | 225,932 | 628 | 881 | 84,350 | 844 | 1,808 | 141,582 |
| Cortland | 1,763 | 3,717 | 305,182 | 717 | 1,046 | 96,013 | 1,046 | 2,671 | 209,169 |
| Delaware | 1,343 | 2,506 | 193,292 | 500 | 608 | 51,318 | 843 | 1,898 | 141,974 |
| Dutchess | 3,960 | 7,431 | 629,412 | 1,675 | 2,357 | 234,670 | 2,285 | 5,074 | 394,742 |
| Erie | 38,552 | 79,705 | 6,957,061 | 17,354 | 27,196 | 2,680,614 | 21,198 | 52,509 | 4,276,447 |
| Essex | 1,182 | 2,232 | 158,527 | 520 | 687 | 50,935 | 662 | 1,545 | 107,592 |
| Franklin | 1,824 | 3,733 | 299,769 | 691 | 916 | 77,868 | 1,133 | 2,817 | 221,901 |
| Fulton | 2,160 | 4,683 | 385,957 | 748 | 980 | 86,804 | 1,412 | 3,703 | 299,153 |
| Genesee | 1,481 | 3,089 | 247,796 | 522 | 701 | 65,311 | 959 | 2,388 | 182,485 |
| Greene | 1,447 | 2,915 | 247,006 | 611 | 887 | 88,313 | 836 | 2,028 | 158,693 |
| Hamilton | 172 | 274 | 12,857 | 27 | 32 | 2,223 | 145 | 242 | 10,634 |
| Herkimer | 2,306 | 4,934 | 405,682 | 739 | 964 | 84,492 | 1,567 | 3,970 | 321,190 |
| Jefferson | 3,959 | 8,736 | 696,161 | 1,491 | 2,159 | 182,853 | 2,468 | 6,577 | 513,308 |
| Lewis | 894 | 1,988 | 148,513 | 285 | 391 | 31,978 | 609 | 1,597 | 116,535 |
| Livingston | 1,829 | 3,562 | 307,201 | 753 | 1,188 | 122,928 | 1,076 | 2,374 | 184,273 |
| Madison | 1,768 | 3,801 | 315,268 | 556 | 627 | 53,231 | 1,212 | 3,174 | 262,037 |
| Monroe | 31,609 | 67,840 | 5,876,687 | 16,392 | 29,805 | 2,841,323 | 15,217 | 38,035 | 3,035,364 |
| Montgomery | 2,214 | 5,010 | 423,055 | 734 | 1,035 | 95,834 | 1,480 | 3,975 | 327,221 |
| Nassau | 10,625 | 18,890 | 1,785,046 | 6,169 | 9,441 | 973,491 | 4,456 | 9,449 | 811,555 |
| Niagara | 7,153 | 14,623 | 1,254,192 | 3,205 | 5,070 | 482,071 | 3,948 | 9,553 | 772,121 |
| Oneida | 10,275 | 22,144 | 1,851,383 | 4,057 | 6,104 | 584,100 | 6,218 | 16,040 | 1,267,283 |
| Onondaga | 15,813 | 35,582 | 3,179,450 | 7,038 | 12,191 | 1,221,939 | 8,775 | 23,391 | 1,957,511 |
| Ontario | 2,549 | 4,959 | 404,014 | 1,063 | 1,569 | 147,386 | 1,486 | 3,390 | 256,628 |
| Orange | 7,880 | 20,214 | 1,856,118 | 3,073 | 5,462 | 561,818 | 4,807 | 14,752 | 1,294,300 |
| Orleans | 1,439 | 3,193 | 263,473 | 535 | 835 | 82,113 | 904 | 2,358 | 181,360 |
| Oswego | 4,172 | 10,194 | 836,614 | 1,334 | 1,922 | 176,709 | 2,838 | 8,272 | 659,905 |
| Otsego | 1,432 | 2,838 | 221,584 | 451 | 503 | 40,236 | 981 | 2,335 | 181,348 |
| Putnam | 583 | 827 | 56,624 | 322 | 372 | 27,214 | 261 | 455 | 29,410 |
| Rensselaer | 4,306 | 9,018 | 824,330 | 1,875 | 2,997 | 302,751 | 2,431 | 6,021 | 521,579 |
| Rockland | 5,225 | 16,743 | 1,438,453 | 1,807 | 3,203 | 242,384 | 3,418 | 13,540 | 1,196,069 |
| St.Lawrence | 3,749 | 7,932 | 634,763 | 1,648 | 2,421 | 218,049 | 2,101 | 5,511 | 416,714 |
| Saratoga | 3,174 | 6,250 | 508,120 | 970 | 1,060 | 91,526 | 2,204 | 5,190 | 416,594 |
| Schenectady | 4,985 | 10,907 | 956,827 | 1,975 | 2,975 | 289,323 | 3,010 | 7,932 | 667,504 |
| Schoharie | 886 | 1,841 | 144,769 | 290 | 358 | 30,311 | 596 | 1,483 | 114,458 |
| Schuyler | 522 | 1,114 | 88,871 | 224 | 349 | 31,801 | 298 | 765 | 57,070 |
| Seneca | 970 | 1,948 | 147,989 | 321 | 450 | 38,496 | 649 | 1,498 | 109,493 |
| Steuben | 3,503 | 7,754 | 654,216 | 1,546 | 2,516 | 241,192 | 1,957 | 5,238 | 413,024 |
| Suffolk | 16,845 | 30,773 | 2,750,767 | 9,841 | 15,292 | 1,467,660 | 7,004 | 15,481 | 1,283,107 |
| Sullivan | 2,466 | 4,986 | 382,748 | 1,141 | 1,663 | 141,457 | 1,325 | 3,323 | 241,291 |
| Tioga | 1,418 | 3,191 | 261,154 | 542 | 844 | 80,907 | 876 | 2,347 | 180,247 |
| Tompkins | 2,145 | 4,219 | 343,431 | 1,060 | 1,590 | 142,703 | 1,085 | 2,629 | 200,728 |
| Ulster | 3,823 | 7,419 | 592,788 | 1,873 | 2,851 | 257,526 | 1,950 | 4,568 | 335,262 |
| Warren | 1,716 | 3,279 | 266,863 | 760 | 1,038 | 86,237 | 956 | 2,241 | 180,626 |
| Washington | 1,854 | 3,827 | 314,721 | 645 | 846 | 78,649 | 1,209 | 2,981 | 236,072 |
| Wayne | 2,807 | 5,415 | 431,027 | 1,116 | 1,457 | 139,126 | 1,691 | 3,958 | 291,901 |
| Westchester | 16,789 | 34,120 | 3,064,876 | 9,996 | 17,759 | 1,704,339 | 6,793 | 16,361 | 1,360,537 |
| Wyoming | 839 | 1,660 | 131,796 | 281 | 346 | 33,148 | 558 | 1,314 | 98,648 |
| Yates | 858 | 1,710 | 134,868 | 249 | 307 | 28,112 | 609 | 1,403 | 106,756 |

Note: Food Stamps households containing only SSI recipients are counted as TA in accordance with Federal reporting requirements.

Note: Statewide data does not include the following FAP data: 8 households, 10 persons and \$991 in expenditures.

Table 17
SUPPLEMENTAL SECURITY INCOME
 Recipients, Total Program Expenditures, Federal and State Shares, by Local District
 July 2003

| Local District | Expenditures | | | |
|-----------------|--------------|---------------|---------------|--------------|
| | Recipients | Total | Federal | State |
| New York State* | 623,065 | \$289,407,292 | \$242,513,159 | \$46,894,133 |
| New York City | 395,721 | 189,963,657 | 162,581,253 | 27,382,404 |
| Rest of State | 217,988 | 96,156,966 | 77,798,724 | 18,358,242 |
| Albany | 6,256 | 2,791,872 | 2,244,360 | 547,512 |
| Allegany | 1,402 | 607,024 | 492,022 | 115,002 |
| Broome | 5,132 | 2,320,811 | 1,929,780 | 391,031 |
| Cattaraugus | 2,326 | 998,788 | 817,900 | 180,888 |
| Cayuga | 1,715 | 774,475 | 616,718 | 157,757 |
| Chautauqua | 3,925 | 1,768,182 | 1,457,963 | 310,219 |
| Chemung | 2,814 | 1,222,703 | 1,013,886 | 208,817 |
| Chenango | 1,319 | 557,636 | 474,530 | 83,106 |
| Clinton | 2,464 | 1,030,674 | 844,090 | 186,584 |
| Columbia | 1,464 | 598,232 | 461,105 | 137,127 |
| Cortland | 1,179 | 476,463 | 387,819 | 88,644 |
| Delaware | 1,184 | 468,297 | 376,310 | 91,987 |
| Dutchess | 4,316 | 1,874,131 | 1,399,607 | 474,524 |
| Erie | 24,776 | 11,803,046 | 9,761,102 | 2,041,944 |
| Essex | 906 | 375,883 | 274,529 | 101,354 |
| Franklin | 1,582 | 678,369 | 544,067 | 134,302 |
| Fulton | 1,622 | 678,818 | 539,716 | 139,102 |
| Genesee | 1,008 | 405,705 | 316,621 | 89,084 |
| Greene | 1,093 | 467,238 | 380,667 | 86,571 |
| Hamilton | 74 | 24,309 | 19,521 | 4,788 |
| Herkimer | 1,532 | 627,140 | 503,350 | 123,790 |
| Jefferson | 2,790 | 1,230,562 | 1,008,434 | 222,128 |
| Lewis | 630 | 251,115 | 205,876 | 45,239 |
| Livingston | 907 | 377,875 | 317,573 | 60,302 |
| Madison | 1,209 | 485,821 | 380,637 | 105,184 |
| Monroe | 18,011 | 8,267,543 | 6,824,776 | 1,442,767 |
| Montgomery | 1,316 | 534,618 | 439,211 | 95,407 |
| Nassau | 16,464 | 7,137,490 | 5,606,142 | 1,531,348 |
| Niagara | 4,848 | 2,162,438 | 1,759,875 | 402,563 |
| Oneida | 7,204 | 3,203,563 | 2,679,241 | 524,322 |
| Onondaga | 11,355 | 5,205,025 | 4,387,531 | 817,494 |
| Ontario | 1,541 | 638,992 | 519,109 | 119,883 |
| Orange | 5,832 | 2,524,685 | 2,060,170 | 464,515 |
| Orleans | 875 | 343,722 | 279,734 | 63,988 |
| Oswego | 2,860 | 1,295,299 | 1,105,962 | 189,337 |
| Otsego | 1,295 | 523,837 | 404,628 | 119,209 |
| Putnam | 766 | 312,222 | 222,120 | 90,102 |
| Rensselaer | 3,083 | 1,335,899 | 1,072,356 | 263,543 |
| Rockland | 4,246 | 1,852,940 | 1,366,536 | 486,404 |
| St.Lawrence | 3,622 | 1,545,981 | 1,296,354 | 249,627 |
| Saratoga | 2,509 | 1,016,033 | 814,850 | 201,183 |
| Schenectady | 3,823 | 1,693,016 | 1,384,501 | 308,515 |
| Schoharie | 682 | 273,866 | 203,599 | 70,267 |
| Schuyler | 427 | 181,399 | 144,490 | 36,909 |
| Seneca | 664 | 268,755 | 215,711 | 53,044 |
| Steuben | 2,874 | 1,290,576 | 1,085,994 | 204,582 |
| Suffolk | 20,582 | 8,923,282 | 6,905,232 | 2,018,050 |
| Sullivan | 2,505 | 1,082,917 | 798,901 | 284,016 |
| Tioga | 998 | 425,711 | 361,143 | 64,568 |
| Tompkins | 1,510 | 652,455 | 516,936 | 135,519 |
| Ulster | 3,920 | 1,685,515 | 1,360,998 | 324,517 |
| Warren | 1,465 | 586,646 | 475,824 | 110,822 |
| Washington | 1,374 | 555,341 | 445,480 | 109,861 |
| Wayne | 1,769 | 717,039 | 584,269 | 132,770 |
| Westchester | 14,893 | 6,609,516 | 5,375,552 | 1,233,964 |
| Wyoming | 586 | 233,718 | 188,972 | 44,746 |
| Yates | 464 | 181,758 | 144,344 | 37,414 |
| Mental Hygiene | 9,356 | 3,286,669 | 2,133,182 | 1,153,487 |

* Only NYS includes Mental Hygiene

Table 18
SUPPLEMENTAL SECURITY INCOME
 SSI Recipients by Living Arrangement and Location
 July 2003

| Living Arrangement | New York State | New York City | Rest of State | Mental Hygiene |
|--------------------------------|----------------|---------------|---------------|----------------|
| Living Alone | 325,696 | 223,728 | 101,957 | 11 |
| Living With Others | 211,034 | 131,859 | 79,160 | 15 |
| Living in Household of Another | 23,735 | 15,032 | 8,702 | 1 |
| Congregate Care Level I | 5,282 | 574 | 431 | 4,277 |
| Congregate Care Level II | 36,651 | 14,030 | 22,005 | 616 |
| Congregate Care Level III | 142 | 30 | 112 | 0 |
| Title XIX Institution | 20,525 | 10,468 | 5,621 | 4,436 |
| Total | 623,065 | 395,721 | 217,988 | 9,356 |

Table 19
SUPPLEMENTAL SECURITY INCOME
 SSI Recipients by Living Arrangement and Category of Assistance
 July 2003

| Living Arrangement | Total | Category of Assistance | | |
|--------------------------------|---------|------------------------|-------|----------|
| | | Aged | Blind | Disabled |
| Living Alone | 325,696 | 100,481 | 1,855 | 223,360 |
| Living With Others | 211,034 | 17,248 | 1,102 | 192,684 |
| Living in Household of Another | 23,735 | 9,516 | 154 | 14,065 |
| Congregate Care Level I | 5,282 | 239 | 28 | 5,015 |
| Congregate Care Level II | 36,651 | 4,461 | 217 | 31,973 |
| Congregate Care Level III | 142 | 1 | 0 | 141 |
| Title XIX Institution | 20,525 | 3,316 | 154 | 17,055 |
| Total | 623,065 | 135,262 | 3,510 | 484,293 |

Table 20
CHILD SUPPORT COLLECTIONS (IV-D)
July 2003

| Local District | Total | Current Assistance | Former Assistance | Never Assistance |
|----------------|---------------|--------------------|-------------------|------------------|
| New York State | \$107,467,569 | \$6,955,063 | \$39,385,797 | \$61,126,709 |
| New York City | 40,377,231 | 3,816,805 | 16,897,930 | 19,662,496 |
| Rest of State | 67,090,338 | 3,138,258 | 22,487,867 | 41,464,213 |
| Albany | 1,885,419 | 72,216 | 501,452 | 1,311,751 |
| Allegany | 422,835 | 32,549 | 222,476 | 167,810 |
| Broome | 1,222,751 | 57,184 | 456,024 | 709,543 |
| Cattaraugus | 725,826 | 51,472 | 350,735 | 323,619 |
| Cayuga | 638,517 | 21,085 | 201,570 | 415,862 |
| Chautauqua | 1,143,186 | 65,709 | 665,056 | 412,421 |
| Chemung | 710,579 | 41,436 | 273,506 | 395,637 |
| Chenango | 413,091 | 17,613 | 120,663 | 274,815 |
| Clinton | 603,047 | 28,773 | 252,204 | 322,070 |
| Columbia | 411,989 | 14,875 | 135,284 | 261,830 |
| Cortland | 404,150 | 13,973 | 145,556 | 244,621 |
| Delaware | 338,633 | 9,632 | 106,093 | 222,908 |
| Dutchess | 1,933,139 | 74,532 | 482,569 | 1,376,038 |
| Erie | 4,688,657 | 244,547 | 2,401,354 | 2,042,756 |
| Essex | 265,634 | 14,272 | 141,274 | 110,088 |
| Franklin | 415,456 | 10,149 | 181,098 | 224,209 |
| Fulton | 483,479 | 13,063 | 160,374 | 310,042 |
| Genesee | 434,050 | 19,816 | 137,799 | 276,435 |
| Greene | 353,135 | 17,122 | 128,956 | 207,057 |
| Hamilton | 40,824 | 379 | 13,750 | 26,695 |
| Herkimer | 504,364 | 20,481 | 215,984 | 267,899 |
| Jefferson | 933,684 | 46,574 | 349,292 | 537,818 |
| Lewis | 199,197 | 5,293 | 68,481 | 125,423 |
| Livingston | 505,568 | 23,361 | 157,103 | 325,104 |
| Madison | 405,780 | 11,366 | 151,258 | 243,156 |
| Monroe | 4,454,985 | 289,810 | 1,881,898 | 2,283,277 |
| Montgomery | 402,482 | 23,350 | 155,125 | 224,007 |
| Nassau | 6,024,217 | 205,937 | 1,124,225 | 4,694,055 |
| Niagara | 1,427,714 | 74,136 | 726,203 | 627,375 |
| Oneida | 1,134,384 | 70,049 | 487,733 | 576,602 |
| Onondaga | 3,106,033 | 152,222 | 1,367,535 | 1,586,276 |
| Ontario | 785,530 | 41,997 | 233,182 | 510,351 |
| Orange | 2,337,637 | 115,364 | 579,556 | 1,642,717 |
| Orleans | 294,979 | 22,631 | 133,966 | 138,382 |
| Oswego | 1,006,994 | 36,973 | 473,233 | 496,788 |
| Otsego | 387,137 | 7,617 | 97,867 | 281,653 |
| Putnam | 537,208 | 12,015 | 68,549 | 456,644 |
| Rensselaer | 1,149,134 | 46,671 | 354,725 | 747,738 |
| Rockland | 1,574,616 | 46,345 | 358,861 | 1,169,410 |
| St. Lawrence | 869,532 | 36,254 | 439,971 | 393,307 |
| Saratoga | 1,299,305 | 18,104 | 226,970 | 1,054,231 |
| Schenectady | 1,053,479 | 35,019 | 270,928 | 747,532 |
| Schoharie | 268,737 | 11,561 | 90,374 | 166,802 |
| Schuyler | 124,541 | 4,150 | 35,440 | 84,951 |
| Seneca | 271,216 | 8,734 | 72,986 | 189,496 |
| Steuben | 701,139 | 32,041 | 314,122 | 354,976 |
| Suffolk | 8,763,618 | 413,802 | 2,177,966 | 6,171,850 |
| Sullivan | 482,276 | 43,039 | 175,837 | 263,400 |
| Tioga | 352,056 | 18,881 | 137,136 | 196,039 |
| Tompkins | 503,092 | 40,287 | 187,739 | 275,066 |
| Ulster | 1,111,656 | 48,096 | 310,599 | 752,961 |
| Warren | 597,885 | 15,238 | 169,372 | 413,275 |
| Washington | 511,576 | 20,458 | 151,030 | 340,088 |
| Wayne | 779,181 | 18,982 | 203,859 | 556,340 |
| Westchester | 4,214,440 | 287,833 | 1,283,107 | 2,643,500 |
| Wyoming | 296,861 | 9,642 | 108,420 | 178,799 |
| Yates | 183,708 | 3,548 | 69,442 | 110,718 |

Note: Effective February 1999, collection amounts include collections made on behalf of other states.