

NEW YORK STATE  
OFFICE OF TEMPORARY AND DISABILITY ASSISTANCE  
40 North Pearl Street, Albany, New York 12243-0001

Eliot Spitzer  
*Governor*

David A. Hansell  
*Commissioner*

---

# Temporary and Disability Assistance Statistics

## JULY 2007

---

### Temporary Assistance

Temporary Assistance: Temporary Assistance recipients totaled 527,243 in July 2007, decreasing by 4,064 (-0.8%) from the previous month. Related expenditures totaled \$145,024,781 in July 2007 decreasing by approximately \$4.6 million (-3.1%) over June 2007.

### Food Stamps

Food Stamps: Recipients of Food Stamps numbered 1,792,916 in July 2007, decreasing by 8,791 (-0.5%) over June 2007. Food Stamps expenditures totaled \$193,768,696 in July 2007, decreasing by \$662,045 (-0.3%) over the previous month.

### Supplemental Security Income

Supplemental Security Income: For July 2007, SSI recipients (including Mental Hygiene) totaled 646,873 decreasing 2,287 (-0.4%) from the previous month. SSI expenditures in July totaled \$336,698,862 decreasing by approximately \$2.2 million (-0.6%) from June 2007.

### NOTICE

**This month a systems adjustment was applied in New York City to help ensure proper categorization of cases across funding categories. This adjustment has the effect of shifting cases from the Safety Net Non-Maintenance of Effort category into the Family Assistance and Safety Net Maintenance of Effort categories. This shift should be kept in mind when assessing month-to-month changes within specific case categories.**

DATE ISSUED 9/26/2007

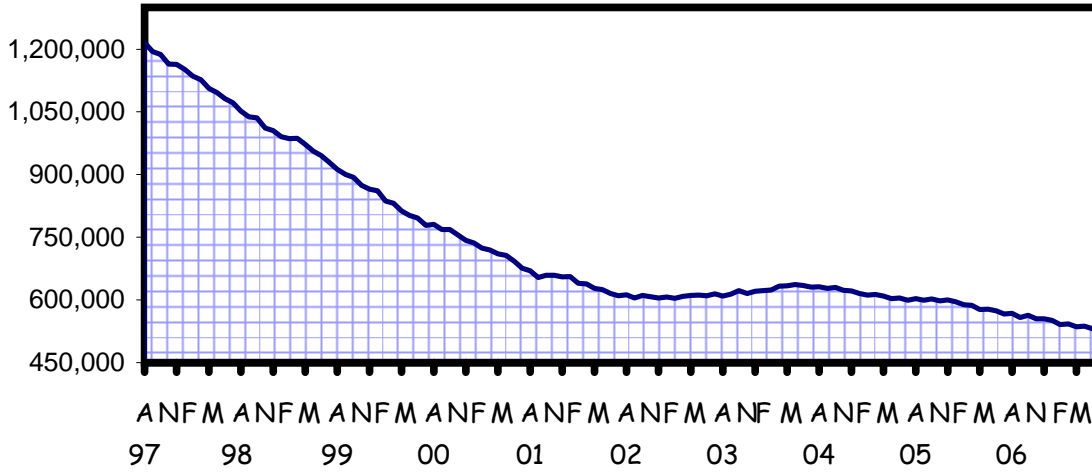
# Table of Contents

| Graphs  |   |    |
|---|---|----|
|   | Total Temporary Assistance Recipients, August 1997 to Present   | 4  |
|   | Food Stamp Persons, August 1997 to Present  | 4  |
|   | Supplemental Security Income Persons, August 1997 to Present  | 4  |
| Temporary Assistance and SSI Summary                    |   |    |
| <b>Table 1:</b>   | Total TA, Family Assistance-FP, Safety Net Assistance and SSI Cases by Region   | 5  |
| <b>Table 2:</b>   | Total TA, Family Assistance-FP, Safety Net Assistance and SSI Recipients by Region                                      | 5  |
| <b>Table 3:</b>   | Total TA, Family Assistance-FP, Safety Net Assistance and SSI Expenditures by Region                                    | 5  |
| Temporary Assistance by Program Area                    |   |    |
| <b>Table 4:</b>   | TA Year to Year Monthly Comparison Cases, Recipients and Expenditures   | 6  |
| <b>Table 5:</b>   | TA Cases, Recipients, Children, Adults and Expenditures   | 7  |
| <b>Table 6:</b>   | Family Assistance Cases-FP, Recipients, Children, Adults and Expenditures   | 8  |
| <b>Table 7:</b>   | Safety Net Assistance Cases, Recipients, Children, Adults and Expenditures  | 9  |
| Temporary Assistance by Funding Source and Program Area |   |    |
| <b>Table 8:</b>   | TA by Funding Source (Temporary Assistance to Needy Families (TANF) and Non-TANF) Cases, Recipients and Expenditures    | 10 |
| <b>Table 9:</b>   | TANF by Program (Family Assistance and Safety Net Assistance-FP) Cases, Recipients, Children, Adults and Expenditures   | 11 |
| <b>Table 10:</b>  | Safety Net Assistance-FNP and Family Assistance-FNP Cases, Recipients, Children, Adults and Expenditures                | 12 |
| <b>Table 11:</b>  | Safety Net Assistance-FNP by Maintenance of Effort Status Cases, Recipients, Children, Adults and Expenditures          | 13 |
| <b>Table 12:</b>  | Safety Net Assistance-FNP Cash Total Cases, Recipients, Children, Adults and Expenditures                               | 14 |
| <b>Table 13:</b>  | Safety Net Assistance-FNP Cash by Maintenance of Effort Status Cases, Recipients, Children, Adults and Expenditures     | 15 |
| <b>Table 14:</b>  | Safety Net Assistance-FNP Non-Cash Total Cases, Recipients, Children, Adults and Expenditures                           | 16 |
| <b>Table 15:</b>  | Safety Net Assistance-FNP Non-Cash by Maintenance of Effort Status Cases, Recipients, Children, Adults and Expenditures | 17 |
| Food Stamps   |   |    |
| <b>Table 16:</b>  | Food Stamp Households, Persons and Value of Food Stamp Benefits   | 18 |
| Supplemental Security Income                            |   |    |
| <b>Table 17:</b>  | SSI Recipients, Total Program Expenditures and State and Federal Shares   | 19 |
| <b>Table 18:</b>  | SSI Recipients by Living Arrangement and Location   | 20 |
| <b>Table 19:</b>  | SSI Recipients by Living Arrangement and Category of Assistance   | 20 |

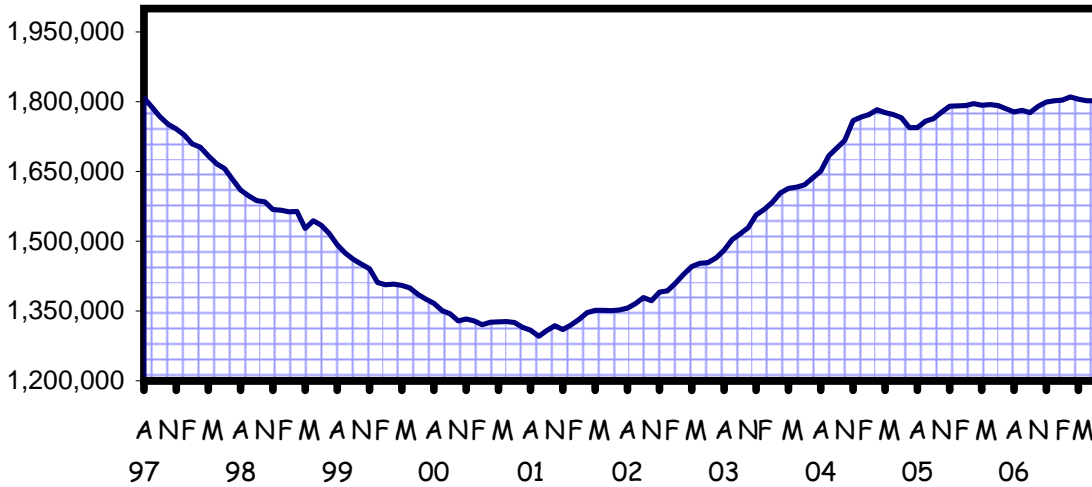
# Table of Contents

| Child Support                      |   |    |
|------------------------------------|---|----|
| <b>Table 20:</b>                   | Child Support Collections (IV-D)  | 21 |
| Aggregate Claims                   |   |    |
| <b>Table 21:</b>                   | Aggregate Claims – Temporary Assistance                                     | 22 |
| <b>Table 22:</b>                   | Aggregate Claims – TANF   | 23 |
| <b>Table 23:</b>                   | Aggregate Claims – MOE  | 24 |
| <b>Table 24:</b>                   | Aggregate Claims – Non-MOE and FA-FNP                                       | 25 |
| Home Energy Assistance Program     |   |    |
| <b>Table 25:</b>                   | Home Energy Assistance Program  | 26 |
| <b>Table 26:</b>                   | Home Energy Assistance Program – Non Emergency                              | 27 |
| <b>Table 27:</b>                   | Home Energy Assistance Program – Emergency                                  | 28 |
| Welfare To Work Statistical Tables |   |    |
| <b>Table 28:</b>                   | All Families Work Participation Rates                                       | 29 |
| <b>Table 29:</b>                   | Work Sanction Status in Federal All Families Work Participation Calculation | 30 |
| <b>Table 30:</b>                   | Temporary Assistance Cases With Earned Income                               | 31 |

**NEW YORK STATE  
AUGUST 1997 - JULY 2007  
TEN YEAR TREND  
TEMPORARY ASSISTANCE RECIPIENTS**

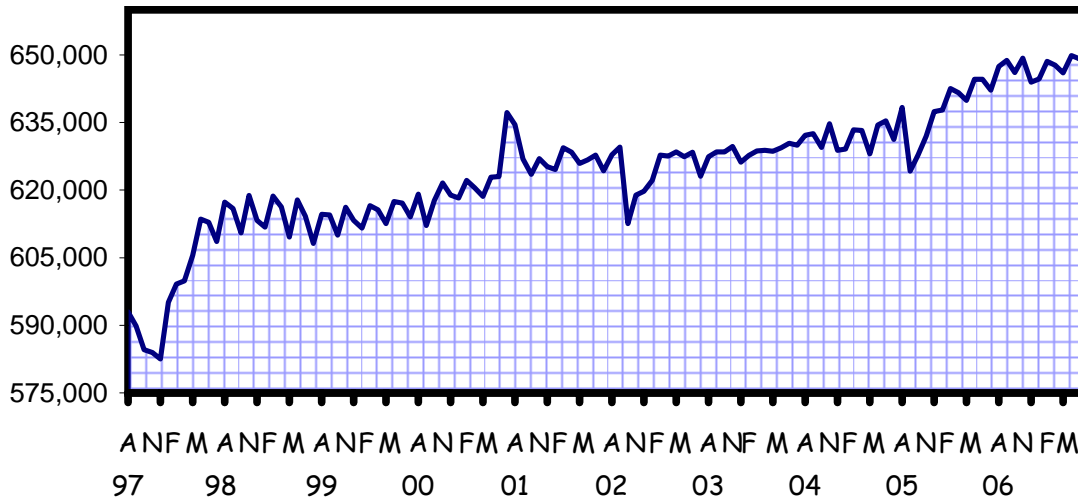


**FOOD STAMPS PERSONS**



**SSI PERSONS**

(INCLUDING MENTAL HYGIENE)



SELECTED SUMMARY PROGRAM DATA  
BY REGION

Table 1  
TEMPORARY AND DISABILITY ASSISTANCE CASES  
July 2007

| Region         | Cases                           |                      |                       |                              |             |
|----------------|---------------------------------|----------------------|-----------------------|------------------------------|-------------|
|                | Temporary Assistance by Program |                      |                       | Supplemental Security Income | Food Stamps |
|                | Total                           | Family Assistance-FP | Safety Net Assistance |                              |             |
| New York State | 270,914                         | 112,977              | 157,937               | 638,541                      | 950,566     |
| New York City  | 185,273                         | 72,931               | 112,342               | 405,637                      | 593,889     |
| Rest of State  | 85,641                          | 40,046               | 45,595                | 232,904                      | 356,677     |

Table 2  
TEMPORARY AND DISABILITY ASSISTANCE RECIPIENTS  
July 2007

| Region         | Recipients                      |                      |                       |                              |             |
|----------------|---------------------------------|----------------------|-----------------------|------------------------------|-------------|
|                | Temporary Assistance by Program |                      |                       | Supplemental Security Income | Food Stamps |
|                | Total                           | Family Assistance-FP | Safety Net Assistance |                              |             |
| New York State | 527,243                         | 251,805              | 275,438               | 638,541                      | 1,792,916   |
| New York City  | 357,997                         | 160,243              | 197,754               | 405,637                      | 1,088,333   |
| Rest of State  | 169,246                         | 91,562               | 77,684                | 232,904                      | 704,583     |

Table 3  
TEMPORARY AND DISABILITY ASSISTANCE EXPENDITURES  
July 2007

| Region         | Expenditures                    |                      |                       |                              |               |
|----------------|---------------------------------|----------------------|-----------------------|------------------------------|---------------|
|                | Temporary Assistance by Program |                      |                       | Supplemental Security Income | Food Stamps   |
|                | Total                           | Family Assistance-FP | Safety Net Assistance |                              |               |
| New York State | \$145,024,781                   | \$61,609,222         | \$83,415,559          | \$333,407,342                | \$193,768,696 |
| New York City  | 99,012,000                      | 39,971,000           | 59,041,000            | 216,475,702                  | 125,916,598   |
| Rest of State  | 46,012,781                      | 21,638,222           | 24,374,559            | 116,931,640                  | 67,852,098    |

Note: SSI data listed here do not include Mental Hygiene data. See Tables 17 - 19 for total SSI data.

Table 4  
**TEMPORARY ASSISTANCE**  
 Year to Year Monthly Comparison by Local District  
 Cases, Recipients and Expenditures  
 July 2007

| Local District | July 2007 |            |               | July 2006 |            |               | July 2005 |            |               |
|----------------|-----------|------------|---------------|-----------|------------|---------------|-----------|------------|---------------|
|                | Cases     | Recipients | Expenditures  | Cases     | Recipients | Expenditures  | Cases     | Recipients | Expenditures  |
| New York State | 270,914   | 527,243    | \$145,024,781 | 286,525   | 566,263    | \$149,319,906 | 300,158   | 599,148    | \$148,416,956 |
| New York City* | 185,273   | 357,997    | 99,012,000    | 197,779   | 387,715    | 101,553,000   | 209,222   | 412,763    | 98,664,000    |
| Rest of State  | 85,641    | 169,246    | 46,012,781    | 88,746    | 178,548    | 47,766,906    | 90,936    | 186,385    | 49,752,956    |
| Albany         | 2,673     | 5,463      | 1,563,699     | 2,778     | 5,708      | 1,683,806     | 3,040     | 6,590      | 1,702,777     |
| Allegany       | 446       | 909        | 175,603       | 505       | 1,060      | 180,443       | 529       | 1,084      | 210,424       |
| Broome         | 2,514     | 4,896      | 1,171,371     | 2,605     | 5,280      | 1,255,179     | 2,673     | 5,443      | 1,173,172     |
| Cattaraugus    | 568       | 990        | 233,482       | 643       | 1,210      | 264,228       | 664       | 1,253      | 267,727       |
| Cayuga         | 454       | 866        | 197,937       | 477       | 926        | 225,397       | 489       | 1,044      | 218,683       |
| Chautauqua     | 1,930     | 4,100      | 824,466       | 1,922     | 4,117      | 827,226       | 1,867     | 4,038      | 783,398       |
| Chemung        | 1,290     | 2,658      | 577,963       | 1,477     | 3,081      | 640,521       | 1,449     | 3,040      | 625,732       |
| Chenango       | 207       | 361        | 109,162       | 208       | 374        | 88,849        | 276       | 533        | 124,971       |
| Clinton        | 855       | 1,600      | 401,658       | 824       | 1,482      | 351,840       | 856       | 1,569      | 376,749       |
| Columbia       | 345       | 623        | 209,450       | 342       | 612        | 188,207       | 345       | 650        | 182,825       |
| Cortland       | 468       | 956        | 220,804       | 444       | 952        | 236,669       | 401       | 838        | 191,034       |
| Delaware       | 158       | 235        | 59,950        | 182       | 274        | 75,949        | 170       | 295        | 65,846        |
| Dutchess       | 1,252     | 2,161      | 839,676       | 1,265     | 2,361      | 837,592       | 1,258     | 2,414      | 887,378       |
| Erie           | 12,310    | 25,115     | 5,467,888     | 12,562    | 25,924     | 5,389,890     | 12,341    | 25,839     | 5,176,506     |
| Essex          | 144       | 281        | 40,922        | 163       | 312        | 42,172        | 182       | 346        | 104,830       |
| Franklin       | 321       | 649        | 133,479       | 374       | 733        | 163,302       | 354       | 694        | 146,162       |
| Fulton         | 274       | 463        | 142,105       | 306       | 528        | 136,229       | 351       | 602        | 151,507       |
| Genesee        | 311       | 577        | 150,726       | 340       | 681        | 157,612       | 323       | 626        | 143,327       |
| Greene         | 353       | 724        | 182,094       | 375       | 773        | 174,346       | 420       | 868        | 186,252       |
| Hamilton       | 8         | 15         | 2,319         | 13        | 36         | 6,323         | 11        | 15         | 3,976         |
| Herkimer       | 367       | 623        | 163,181       | 337       | 583        | 148,491       | 370       | 696        | 164,940       |
| Jefferson      | 580       | 987        | 307,506       | 627       | 1,077      | 301,989       | 848       | 1,635      | 387,231       |
| Lewis          | 93        | 176        | 40,008        | 119       | 212        | 46,703        | 145       | 285        | 52,656        |
| Livingston     | 335       | 577        | 151,811       | 495       | 904        | 233,584       | 545       | 1,065      | 238,894       |
| Madison        | 214       | 365        | 84,640        | 197       | 336        | 87,394        | 201       | 356        | 91,434        |
| Monroe         | 13,885    | 28,388     | 6,685,628     | 14,617    | 30,161     | 7,329,197     | 14,789    | 31,260     | 7,338,473     |
| Montgomery     | 327       | 698        | 163,761       | 342       | 716        | 164,463       | 335       | 692        | 156,474       |
| Nassau         | 4,686     | 8,817      | 3,094,636     | 4,769     | 9,058      | 3,118,054     | 4,852     | 9,250      | 3,303,110     |
| Niagara        | 2,267     | 4,342      | 932,958       | 2,426     | 4,826      | 968,130       | 2,460     | 5,040      | 1,002,236     |
| Oneida         | 2,359     | 5,539      | 1,111,053     | 2,398     | 5,558      | 1,075,234     | 2,572     | 6,090      | 1,192,575     |
| Onondaga       | 4,930     | 9,959      | 2,276,677     | 5,071     | 10,564     | 2,265,509     | 5,490     | 11,930     | 2,487,521     |
| Ontario        | 689       | 1,291      | 327,357       | 724       | 1,330      | 320,911       | 760       | 1,386      | 344,826       |
| Orange         | 2,071     | 4,652      | 1,615,140     | 2,047     | 4,598      | 1,370,554     | 2,255     | 5,068      | 1,696,126     |
| Orleans        | 472       | 944        | 225,491       | 450       | 881        | 212,162       | 423       | 813        | 186,548       |
| Oswego         | 814       | 1,615      | 419,149       | 782       | 1,561      | 379,857       | 747       | 1,531      | 361,481       |
| Otsego         | 185       | 288        | 133,561       | 157       | 255        | 79,366        | 140       | 222        | 78,080        |
| Putnam         | 94        | 136        | 76,528        | 109       | 156        | 85,987        | 123       | 166        | 98,466        |
| Rensselaer     | 1,389     | 3,247      | 849,931       | 1,442     | 3,344      | 800,948       | 1,382     | 3,149      | 698,900       |
| Rockland       | 1,166     | 2,290      | 645,580       | 1,094     | 2,256      | 602,791       | 1,127     | 2,494      | 664,057       |
| St.Lawrence    | 967       | 1,919      | 414,298       | 908       | 1,830      | 363,474       | 973       | 1,916      | 360,313       |
| Saratoga       | 328       | 434        | 184,214       | 316       | 434        | 149,337       | 318       | 472        | 161,334       |
| Schenectady    | 1,229     | 2,499      | 700,359       | 1,267     | 2,618      | 740,470       | 1,272     | 2,666      | 677,128       |
| Schoharie      | 101       | 170        | 49,446        | 127       | 198        | 58,963        | 128       | 219        | 58,049        |
| Schuyler       | 159       | 308        | 63,398        | 171       | 323        | 73,615        | 155       | 332        | 64,524        |
| Seneca         | 127       | 200        | 65,493        | 149       | 254        | 62,026        | 144       | 267        | 56,666        |
| Steuben        | 896       | 1,757      | 372,808       | 1,059     | 2,131      | 460,875       | 1,059     | 2,176      | 426,020       |
| Suffolk        | 7,168     | 12,423     | 4,736,648     | 7,387     | 13,589     | 5,446,682     | 7,404     | 13,885     | 6,038,765     |
| Sullivan       | 745       | 1,551      | 425,929       | 770       | 1,618      | 430,358       | 739       | 1,516      | 410,951       |
| Tioga          | 284       | 539        | 130,127       | 350       | 696        | 153,659       | 374       | 787        | 178,551       |
| Tompkins       | 721       | 1,369      | 346,394       | 806       | 1,480      | 454,124       | 814       | 1,545      | 425,760       |
| Ulster         | 1,206     | 2,284      | 706,074       | 1,208     | 2,302      | 717,111       | 1,238     | 2,278      | 653,640       |
| Warren         | 210       | 316        | 136,866       | 201       | 290        | 110,122       | 214       | 349        | 94,791        |
| Washington     | 378       | 608        | 241,396       | 351       | 553        | 212,505       | 323       | 519        | 197,128       |
| Wayne          | 570       | 931        | 241,021       | 562       | 993        | 229,702       | 589       | 1,086      | 258,967       |
| Westchester    | 6,464     | 12,852     | 5,063,531     | 6,787     | 13,858     | 5,456,002     | 7,307     | 14,892     | 6,284,950     |
| Wyoming        | 189       | 342        | 84,654        | 200       | 361        | 82,596        | 195       | 329        | 84,982        |
| Yates          | 95        | 168        | 40,775        | 119       | 220        | 48,181        | 127       | 242        | 53,133        |

\* Expenditures partially estimated.

Table 5  
**TEMPORARY ASSISTANCE**  
Cases, Recipients, Children, Adults and Expenditures by Local District  
July 2007

| Local District | Temporary Assistance |            |          |         |               |
|----------------|----------------------|------------|----------|---------|---------------|
|                | Cases                | Recipients | Children | Adults  | Expenditures  |
| New York State | 270,914              | 527,243    | 303,186  | 224,057 | \$145,024,781 |
| New York City* | 185,273              | 357,997    | 203,110  | 154,887 | 99,012,000    |
| Rest of State  | 85,641               | 169,246    | 100,076  | 69,170  | 46,012,781    |
| Albany         | 2,673                | 5,463      | 3,260    | 2,203   | 1,563,699     |
| Allegany       | 446                  | 909        | 549      | 360     | 175,603       |
| Broome         | 2,514                | 4,896      | 2,848    | 2,048   | 1,171,371     |
| Cattaraugus    | 568                  | 990        | 587      | 403     | 233,482       |
| Cayuga         | 454                  | 866        | 520      | 346     | 197,937       |
| Chautauqua     | 1,930                | 4,100      | 2,489    | 1,611   | 824,466       |
| Chemung        | 1,290                | 2,658      | 1,563    | 1,095   | 577,963       |
| Chenango       | 207                  | 361        | 244      | 117     | 109,162       |
| Clinton        | 855                  | 1,600      | 892      | 708     | 401,658       |
| Columbia       | 345                  | 623        | 354      | 269     | 209,450       |
| Cortland       | 468                  | 956        | 529      | 427     | 220,804       |
| Delaware       | 158                  | 235        | 129      | 106     | 59,950        |
| Dutchess       | 1,252                | 2,161      | 1,236    | 925     | 839,676       |
| Erie           | 12,310               | 25,115     | 14,989   | 10,126  | 5,467,888     |
| Essex          | 144                  | 281        | 147      | 134     | 40,922        |
| Franklin       | 321                  | 649        | 385      | 264     | 133,479       |
| Fulton         | 274                  | 463        | 258      | 205     | 142,105       |
| Genesee        | 311                  | 577        | 321      | 256     | 150,726       |
| Greene         | 353                  | 724        | 402      | 322     | 182,094       |
| Hamilton       | 8                    | 15         | 6        | 9       | 2,319         |
| Herkimer       | 367                  | 623        | 358      | 265     | 163,181       |
| Jefferson      | 580                  | 987        | 577      | 410     | 307,506       |
| Lewis          | 93                   | 176        | 106      | 70      | 40,008        |
| Livingston     | 335                  | 577        | 289      | 288     | 151,811       |
| Madison        | 214                  | 365        | 232      | 133     | 84,640        |
| Monroe         | 13,885               | 28,388     | 16,750   | 11,638  | 6,685,628     |
| Montgomery     | 327                  | 698        | 421      | 277     | 163,761       |
| Nassau         | 4,686                | 8,817      | 4,981    | 3,836   | 3,094,636     |
| Niagara        | 2,267                | 4,342      | 2,446    | 1,896   | 932,958       |
| Oneida         | 2,359                | 5,539      | 3,488    | 2,051   | 1,111,053     |
| Onondaga       | 4,930                | 9,959      | 6,281    | 3,678   | 2,276,677     |
| Ontario        | 689                  | 1,291      | 734      | 557     | 327,357       |
| Orange         | 2,071                | 4,652      | 2,998    | 1,654   | 1,615,140     |
| Orleans        | 472                  | 944        | 556      | 388     | 225,491       |
| Oswego         | 814                  | 1,615      | 1,042    | 573     | 419,149       |
| Otsego         | 185                  | 288        | 155      | 133     | 133,561       |
| Putnam         | 94                   | 136        | 77       | 59      | 76,528        |
| Rensselaer     | 1,389                | 3,247      | 2,006    | 1,241   | 849,931       |
| Rockland       | 1,166                | 2,290      | 1,430    | 860     | 645,580       |
| St.Lawrence    | 967                  | 1,919      | 1,080    | 839     | 414,298       |
| Saratoga       | 328                  | 434        | 266      | 168     | 184,214       |
| Schenectady    | 1,229                | 2,499      | 1,614    | 885     | 700,359       |
| Schoharie      | 101                  | 170        | 104      | 66      | 49,446        |
| Schuyler       | 159                  | 308        | 166      | 142     | 63,398        |
| Seneca         | 127                  | 200        | 114      | 86      | 65,493        |
| Steuben        | 896                  | 1,757      | 981      | 776     | 372,808       |
| Suffolk        | 7,168                | 12,423     | 6,779    | 5,644   | 4,736,648     |
| Sullivan       | 745                  | 1,551      | 951      | 600     | 425,929       |
| Tioga          | 284                  | 539        | 322      | 217     | 130,127       |
| Tompkins       | 721                  | 1,369      | 708      | 661     | 346,394       |
| Ulster         | 1,206                | 2,284      | 1,339    | 945     | 706,074       |
| Warren         | 210                  | 316        | 151      | 165     | 136,866       |
| Washington     | 378                  | 608        | 349      | 259     | 241,396       |
| Wayne          | 570                  | 931        | 497      | 434     | 241,021       |
| Westchester    | 6,464                | 12,852     | 7,729    | 5,123   | 5,063,531     |
| Wyoming        | 189                  | 342        | 193      | 149     | 84,654        |
| Yates          | 95                   | 168        | 98       | 70      | 40,775        |

\* Expenditures partially estimated.

Table 6  
**FAMILY ASSISTANCE-FP**  
Cases, Recipients, Children, Adults and Expenditures by Local District  
July 2007

| Local District | Family Assistance-FP |            |          |        |              |
|----------------|----------------------|------------|----------|--------|--------------|
|                | Cases                | Recipients | Children | Adults | Expenditures |
| New York State | 112,977              | 251,805    | 191,301  | 60,504 | \$61,609,222 |
| New York City* | 72,931               | 160,243    | 121,889  | 38,354 | 39,971,000   |
| Rest of State  | 40,046               | 91,562     | 69,412   | 22,150 | 21,638,222   |
| Albany         | 1,324                | 3,058      | 2,237    | 821    | 719,070      |
| Allegany       | 235                  | 545        | 411      | 134    | 96,158       |
| Broome         | 1,172                | 2,573      | 1,932    | 641    | 540,284      |
| Cattaraugus    | 285                  | 587        | 469      | 118    | 122,400      |
| Cayuga         | 249                  | 565        | 426      | 139    | 103,384      |
| Chautauqua     | 957                  | 2,310      | 1,724    | 586    | 447,902      |
| Chemung        | 641                  | 1,513      | 1,106    | 407    | 289,843      |
| Chenango       | 126                  | 255        | 212      | 43     | 56,873       |
| Clinton        | 463                  | 1,036      | 742      | 294    | 212,566      |
| Columbia       | 168                  | 378        | 288      | 90     | 86,833       |
| Cortland       | 229                  | 542        | 388      | 154    | 107,556      |
| Delaware       | 76                   | 141        | 122      | 19     | 28,554       |
| Dutchess       | 607                  | 1,286      | 1,001    | 285    | 407,378      |
| Erie           | 5,519                | 12,855     | 9,764    | 3,091  | 2,515,152    |
| Essex          | 65                   | 147        | 101      | 46     | 15,880       |
| Franklin       | 167                  | 377        | 285      | 92     | 69,000       |
| Fulton         | 139                  | 292        | 228      | 64     | 71,940       |
| Genesee        | 142                  | 332        | 252      | 80     | 64,308       |
| Greene         | 171                  | 442        | 320      | 122    | 90,434       |
| Hamilton       | 3                    | 10         | 6        | 4      | 1,016        |
| Herkimer       | 207                  | 414        | 311      | 103    | 82,924       |
| Jefferson      | 251                  | 522        | 448      | 74     | 124,563      |
| Lewis          | 51                   | 114        | 84       | 30     | 19,085       |
| Livingston     | 139                  | 286        | 208      | 78     | 57,756       |
| Madison        | 135                  | 268        | 214      | 54     | 53,676       |
| Monroe         | 6,004                | 14,029     | 10,406   | 3,623  | 2,947,892    |
| Montgomery     | 182                  | 483        | 364      | 119    | 88,151       |
| Nassau         | 2,171                | 4,944      | 3,689    | 1,255  | 1,574,462    |
| Niagara        | 1,070                | 2,426      | 1,758    | 668    | 429,281      |
| Oneida         | 1,212                | 3,188      | 2,398    | 790    | 603,743      |
| Onondaga       | 2,538                | 5,766      | 4,483    | 1,283  | 1,195,160    |
| Ontario        | 357                  | 782        | 568      | 214    | 158,334      |
| Orange         | 1,094                | 2,677      | 2,073    | 604    | 823,390      |
| Orleans        | 220                  | 515        | 396      | 119    | 113,431      |
| Oswego         | 457                  | 1,007      | 793      | 214    | 225,896      |
| Otsego         | 75                   | 153        | 129      | 24     | 41,937       |
| Putnam         | 46                   | 80         | 69       | 11     | 35,878       |
| Rensselaer     | 845                  | 2,042      | 1,423    | 619    | 449,126      |
| Rockland       | 527                  | 1,046      | 878      | 168    | 277,238      |
| St. Lawrence   | 486                  | 1,098      | 805      | 293    | 207,997      |
| Saratoga       | 164                  | 260        | 249      | 11     | 69,380       |
| Schenectady    | 695                  | 1,621      | 1,278    | 343    | 365,767      |
| Schoharie      | 53                   | 106        | 92       | 14     | 24,581       |
| Schuyler       | 76                   | 176        | 125      | 51     | 31,549       |
| Seneca         | 59                   | 111        | 89       | 22     | 21,302       |
| Steuben        | 389                  | 892        | 656      | 236    | 161,696      |
| Suffolk        | 2,758                | 6,171      | 4,855    | 1,316  | 2,136,732    |
| Sullivan       | 390                  | 953        | 729      | 224    | 203,757      |
| Tioga          | 164                  | 350        | 264      | 86     | 74,066       |
| Tompkins       | 320                  | 736        | 512      | 224    | 162,677      |
| Ulster         | 643                  | 1,395      | 1,030    | 365    | 367,168      |
| Warren         | 85                   | 160        | 129      | 31     | 35,903       |
| Washington     | 190                  | 384        | 310      | 74     | 101,385      |
| Wayne          | 238                  | 510        | 402      | 108    | 93,482       |
| Westchester    | 2,873                | 6,350      | 4,947    | 1,403  | 2,168,153    |
| Wyoming        | 94                   | 191        | 145      | 46     | 43,442       |
| Yates          | 50                   | 112        | 89       | 23     | 20,731       |

\* Expenditures partially estimated.



Table 7  
SAFETY NET ASSISTANCE\*  
Cases, Recipients, Children, Adults and Expenditures by Local District  
July 2007

| Local District  | Safety Net Assistance |            |          |         |              |
|-----------------|-----------------------|------------|----------|---------|--------------|
|                 | Cases                 | Recipients | Children | Adults  | Expenditures |
| New York State  | 157,937               | 275,438    | 111,885  | 163,553 | \$83,415,559 |
| New York City** | 112,342               | 197,754    | 81,221   | 116,533 | 59,041,000   |
| Rest of State   | 45,595                | 77,684     | 30,664   | 47,020  | 24,374,559   |
| Albany          | 1,349                 | 2,405      | 1,023    | 1,382   | 844,629      |
| Allegany        | 211                   | 364        | 138      | 226     | 79,445       |
| Broome          | 1,342                 | 2,323      | 916      | 1,407   | 631,087      |
| Cattaraugus     | 283                   | 403        | 118      | 285     | 111,082      |
| Cayuga          | 205                   | 301        | 94       | 207     | 94,553       |
| Chautauqua      | 973                   | 1,790      | 765      | 1,025   | 376,564      |
| Chemung         | 649                   | 1,145      | 457      | 688     | 288,120      |
| Chenango        | 81                    | 106        | 32       | 74      | 52,289       |
| Clinton         | 392                   | 564        | 150      | 414     | 189,092      |
| Columbia        | 177                   | 245        | 66       | 179     | 122,617      |
| Cortland        | 239                   | 414        | 141      | 273     | 113,248      |
| Delaware        | 82                    | 94         | 7        | 87      | 31,396       |
| Dutchess        | 645                   | 875        | 235      | 640     | 432,298      |
| Erie            | 6,791                 | 12,260     | 5,225    | 7,035   | 2,952,736    |
| Essex           | 79                    | 134        | 46       | 88      | 25,042       |
| Franklin        | 154                   | 272        | 100      | 172     | 64,479       |
| Fulton          | 135                   | 171        | 30       | 141     | 70,165       |
| Genesee         | 169                   | 245        | 69       | 176     | 86,418       |
| Greene          | 182                   | 282        | 82       | 200     | 91,660       |
| Hamilton        | 5                     | 5          | 0        | 5       | 1,303        |
| Herkimer        | 160                   | 209        | 47       | 162     | 80,257       |
| Jefferson       | 329                   | 465        | 129      | 336     | 182,943      |
| Lewis           | 42                    | 62         | 22       | 40      | 20,923       |
| Livingston      | 196                   | 291        | 81       | 210     | 94,055       |
| Madison         | 79                    | 97         | 18       | 79      | 30,964       |
| Monroe          | 7,881                 | 14,359     | 6,344    | 8,015   | 3,737,736    |
| Montgomery      | 145                   | 215        | 57       | 158     | 75,610       |
| Nassau          | 2,515                 | 3,873      | 1,292    | 2,581   | 1,520,174    |
| Niagara         | 1,197                 | 1,916      | 688      | 1,228   | 503,677      |
| Oneida          | 1,147                 | 2,351      | 1,090    | 1,261   | 507,310      |
| Onondaga        | 2,392                 | 4,193      | 1,798    | 2,395   | 1,081,517    |
| Ontario         | 332                   | 509        | 166      | 343     | 169,023      |
| Orange          | 977                   | 1,975      | 925      | 1,050   | 791,750      |
| Orleans         | 252                   | 429        | 160      | 269     | 112,060      |
| Oswego          | 357                   | 608        | 249      | 359     | 193,253      |
| Otsego          | 110                   | 135        | 26       | 109     | 91,624       |
| Putnam          | 48                    | 56         | 8        | 48      | 40,650       |
| Rensselaer      | 544                   | 1,205      | 583      | 622     | 400,805      |
| Rockland        | 639                   | 1,244      | 552      | 692     | 368,342      |
| St. Lawrence    | 481                   | 821        | 275      | 546     | 206,301      |
| Saratoga        | 164                   | 174        | 17       | 157     | 114,834      |
| Schenectady     | 534                   | 878        | 336      | 542     | 334,592      |
| Schoharie       | 48                    | 64         | 12       | 52      | 24,865       |
| Schuyler        | 83                    | 132        | 41       | 91      | 31,849       |
| Seneca          | 68                    | 89         | 25       | 64      | 44,191       |
| Steuben         | 507                   | 865        | 325      | 540     | 211,112      |
| Suffolk         | 4,410                 | 6,252      | 1,924    | 4,328   | 2,599,916    |
| Sullivan        | 355                   | 598        | 222      | 376     | 222,172      |
| Tioga           | 120                   | 189        | 58       | 131     | 56,061       |
| Tompkins        | 401                   | 633        | 196      | 437     | 183,717      |
| Ulster          | 563                   | 889        | 309      | 580     | 338,906      |
| Warren          | 125                   | 156        | 22       | 134     | 100,963      |
| Washington      | 188                   | 224        | 39       | 185     | 140,011      |
| Wayne           | 332                   | 421        | 95       | 326     | 147,539      |
| Westchester     | 3,591                 | 6,502      | 2,782    | 3,720   | 2,895,378    |
| Wyoming         | 95                    | 151        | 48       | 103     | 41,212       |
| Yates           | 45                    | 56         | 9        | 47      | 20,044       |

\* Includes Federally Non-Participating Family Assistance cases (non-disabled two-parent FA cases).

\*\* Expenditures partially estimated.

Table 8  
 TEMPORARY ASSISTANCE BY FUNDING SOURCE  
 Cases, Recipients and Expenditures by Local District  
 July 2007

| Local District | Total   |            |               | Federally Participating-TANF<br>Family Assistance and Safety Net FP |            |              | Federally Non-Participating<br>Safety Net Assistance-FNP<br>and Family Assistance-FNP |            |              |
|----------------|---------|------------|---------------|---|------------|--------------|---|------------|--------------|
|                | Cases   | Recipients | Expenditures  | Cases   | Recipients | Expenditures | Cases   | Recipients | Expenditures |
| New York State | 270,914 | 527,243    | \$145,024,781 | 114,598   | 255,785    | \$62,489,563 | 156,316   | 271,458    | \$82,535,218 |
| New York City* | 185,273 | 357,997    | 99,012,000    | 73,462  | 161,356    | 40,180,000   | 111,811   | 196,641    | 58,832,000   |
| Rest of State  | 85,641  | 169,246    | 46,012,781    | 41,136  | 94,429     | 22,309,563   | 44,505  | 74,817     | 23,703,218   |
| Albany         | 2,673   | 5,463      | 1,563,699     | 1,362   | 3,157      | 737,525      | 1,311   | 2,306      | 826,174      |
| Allegany       | 446     | 909        | 175,603       | 238   | 556        | 99,322       | 208   | 353        | 76,281       |
| Broome         | 2,514   | 4,896      | 1,171,371     | 1,215   | 2,683      | 565,503      | 1,299   | 2,213      | 605,868      |
| Cattaraugus    | 568     | 990        | 233,482       | 290   | 597        | 124,069      | 278   | 393        | 109,413      |
| Cayuga         | 454     | 866        | 197,937       | 251   | 569        | 104,259      | 203   | 297        | 93,678       |
| Chautauqua     | 1,930   | 4,100      | 824,466       | 975   | 2,363      | 454,685      | 955   | 1,737      | 369,781      |
| Chemung        | 1,290   | 2,658      | 577,963       | 664   | 1,578      | 304,141      | 626   | 1,080      | 273,822      |
| Chenango       | 207     | 361        | 109,162       | 126   | 255        | 56,873       | 81  | 106        | 52,289       |
| Clinton        | 855     | 1,600      | 401,658       | 474   | 1,069      | 218,185      | 381   | 531        | 183,473      |
| Columbia       | 345     | 623        | 209,450       | 170   | 385        | 87,305       | 175   | 238        | 122,145      |
| Cortland       | 468     | 956        | 220,804       | 234   | 556        | 111,298      | 234   | 400        | 109,506      |
| Delaware       | 158     | 235        | 59,950        | 76  | 141        | 28,554       | 82  | 94         | 31,396       |
| Dutchess       | 1,252   | 2,161      | 839,676       | 620   | 1,316      | 415,395      | 632   | 845        | 424,281      |
| Erie           | 12,310  | 25,115     | 5,467,888     | 5,729   | 13,395     | 2,616,624    | 6,581   | 11,720     | 2,851,264    |
| Essex          | 144     | 281        | 40,922        | 67  | 155        | 16,621       | 77  | 126        | 24,301       |
| Franklin       | 321     | 649        | 133,479       | 169   | 385        | 71,343       | 152   | 264        | 62,136       |
| Fulton         | 274     | 463        | 142,105       | 142   | 299        | 75,927       | 132   | 164        | 66,178       |
| Genesee        | 311     | 577        | 150,726       | 154   | 366        | 70,816       | 157   | 211        | 79,910       |
| Greene         | 353     | 724        | 182,094       | 174   | 453        | 93,632       | 179   | 271        | 88,462       |
| Hamilton       | 8       | 15         | 2,319         | 3   | 10         | 1,016        | 5   | 5          | 1,303        |
| Herkimer       | 367     | 623        | 163,181       | 215   | 429        | 86,232       | 152   | 194        | 76,949       |
| Jefferson      | 580     | 987        | 307,506       | 253   | 527        | 125,709      | 327   | 460        | 181,797      |
| Lewis          | 93      | 176        | 40,008        | 53  | 118        | 20,725       | 40  | 58         | 19,283       |
| Livingston     | 335     | 577        | 151,811       | 146   | 306        | 61,549       | 189   | 271        | 90,262       |
| Madison        | 214     | 365        | 84,640        | 139   | 276        | 55,322       | 75  | 89         | 29,318       |
| Monroe         | 13,885  | 28,388     | 6,685,628     | 6,303   | 14,833     | 3,129,796    | 7,582   | 13,555     | 3,555,832    |
| Montgomery     | 327     | 698        | 163,761       | 185   | 491        | 89,300       | 142   | 207        | 74,461       |
| Nassau         | 4,686   | 8,817      | 3,094,636     | 2,185   | 4,977      | 1,587,908    | 2,501   | 3,840      | 1,506,728    |
| Niagara        | 2,267   | 4,342      | 932,958       | 1,088   | 2,476      | 441,836      | 1,179   | 1,866      | 491,122      |
| Oneida         | 2,359   | 5,539      | 1,111,053     | 1,239   | 3,264      | 617,988      | 1,120   | 2,275      | 493,065      |
| Onondaga       | 4,930   | 9,959      | 2,276,677     | 2,562   | 5,813      | 1,207,869    | 2,368   | 4,146      | 1,068,808    |
| Ontario        | 689     | 1,291      | 327,357       | 365   | 802        | 166,094      | 324   | 489        | 161,263      |
| Orange         | 2,071   | 4,652      | 1,615,140     | 1,105   | 2,705      | 832,526      | 966   | 1,947      | 782,614      |
| Orleans        | 472     | 944        | 225,491       | 227   | 534        | 117,670      | 245   | 410        | 107,821      |
| Oswego         | 814     | 1,615      | 419,149       | 490   | 1,097      | 245,792      | 324   | 518        | 173,357      |
| Otsego         | 185     | 288        | 133,561       | 77  | 164        | 46,672       | 108   | 124        | 86,889       |
| Putnam         | 94      | 136        | 76,528        | 47  | 83         | 37,785       | 47  | 53         | 38,743       |
| Rensselaer     | 1,389   | 3,247      | 849,931       | 860   | 2,077      | 459,345      | 529   | 1,170      | 390,586      |
| Rockland       | 1,166   | 2,290      | 645,580       | 531   | 1,056      | 279,009      | 635   | 1,234      | 366,571      |
| St.Lawrence    | 967     | 1,919      | 414,298       | 488   | 1,102      | 208,459      | 479   | 817        | 205,839      |
| Saratoga       | 328     | 434        | 184,214       | 165   | 263        | 70,269       | 163   | 171        | 113,945      |
| Schenectady    | 1,229   | 2,499      | 700,359       | 705   | 1,648      | 370,099      | 524   | 851        | 330,260      |
| Schoharie      | 101     | 170        | 49,446        | 53  | 106        | 24,581       | 48  | 64         | 24,865       |
| Schuyler       | 159     | 308        | 63,398        | 76  | 176        | 31,549       | 83  | 132        | 31,849       |
| Seneca         | 127     | 200        | 65,493        | 61  | 116        | 21,975       | 66  | 84         | 43,518       |
| Steuben        | 896     | 1,757      | 372,808       | 392   | 896        | 162,400      | 504   | 861        | 210,408      |
| Suffolk        | 7,168   | 12,423     | 4,736,648     | 2,808   | 6,295      | 2,169,536    | 4,360   | 6,128      | 2,567,112    |
| Sullivan       | 745     | 1,551      | 425,929       | 401   | 984        | 209,053      | 344   | 567        | 216,876      |
| Tioga          | 284     | 539        | 130,127       | 166   | 353        | 75,199       | 118   | 186        | 54,928       |
| Tompkins       | 721     | 1,369      | 346,394       | 339   | 782        | 172,374      | 382   | 587        | 174,020      |
| Ulster         | 1,206   | 2,284      | 706,074       | 660   | 1,447      | 382,311      | 546   | 837        | 323,763      |
| Warren         | 210     | 316        | 136,866       | 90  | 171        | 41,933       | 120   | 145        | 94,933       |
| Washington     | 378     | 608        | 241,396       | 197   | 402        | 106,478      | 181   | 206        | 134,918      |
| Wayne          | 570     | 931        | 241,021       | 242   | 517        | 94,810       | 328   | 414        | 146,211      |
| Westchester    | 6,464   | 12,852     | 5,063,531     | 2,943   | 6,544      | 2,241,359    | 3,521   | 6,308      | 2,822,172    |
| Wyoming        | 189     | 342        | 84,654        | 97  | 199        | 44,227       | 92  | 143        | 40,427       |
| Yates          | 95      | 168        | 40,775        | 50  | 112        | 20,731       | 45  | 56         | 20,044       |

\* Expenditures partially estimated.

Table 9  
 TEMPORARY ASSISTANCE TO NEEDY FAMILIES (TANF)-FP BY PROGRAM  
 Cases, Recipients, Children, Adults and Expenditures by Local District  
 July 2007

| Local District | Family Assistance-FP |            |          |        |              | Safety Net Assistance-FP |            |          |        |              |
|----------------|----------------------|------------|----------|--------|--------------|--------------------------|------------|----------|--------|--------------|
|                | Cases                | Recipients | Children | Adults | Expenditures | Cases                    | Recipients | Children | Adults | Expenditures |
| New York State | 112,977              | 251,805    | 191,301  | 60,504 | \$61,609,222 | 1,621                    | 3,980      | 2,459    | 1,521  | \$880,341    |
| New York City* | 72,931               | 160,243    | 121,889  | 38,354 | 39,971,000   | 531                      | 1,113      | 802      | 311    | 209,000      |
| Rest of State  | 40,046               | 91,562     | 69,412   | 22,150 | 21,638,222   | 1,090                    | 2,867      | 1,657    | 1,210  | 671,341      |
| Albany         | 1,324                | 3,058      | 2,237    | 821    | 719,070      | 38                       | 99         | 62       | 37     | 18,455       |
| Allegany       | 235                  | 545        | 411      | 134    | 96,158       | 3                        | 11         | 6        | 5      | 3,164        |
| Broome         | 1,172                | 2,573      | 1,932    | 641    | 540,284      | 43                       | 110        | 65       | 45     | 25,219       |
| Cattaraugus    | 285                  | 587        | 469      | 118    | 122,400      | 5                        | 10         | 5        | 5      | 1,669        |
| Cayuga         | 249                  | 565        | 426      | 139    | 103,384      | 2                        | 4          | 3        | 1      | 875          |
| Chautauqua     | 957                  | 2,310      | 1,724    | 586    | 447,902      | 18                       | 53         | 35       | 18     | 6,783        |
| Chemung        | 641                  | 1,513      | 1,106    | 407    | 289,843      | 23                       | 65         | 36       | 29     | 14,298       |
| Chenango       | 126                  | 255        | 212      | 43     | 56,873       | 0                        | 0          | 0        | 0      | 0            |
| Clinton        | 463                  | 1,036      | 742      | 294    | 212,566      | 11                       | 33         | 17       | 16     | 5,619        |
| Columbia       | 168                  | 378        | 288      | 90     | 86,833       | 2                        | 7          | 4        | 3      | 472          |
| Cortland       | 229                  | 542        | 388      | 154    | 107,556      | 5                        | 14         | 7        | 7      | 3,742        |
| Delaware       | 76                   | 141        | 122      | 19     | 28,554       | 0                        | 0          | 0        | 0      | 0            |
| Dutchess       | 607                  | 1,286      | 1,001    | 285    | 407,378      | 13                       | 30         | 15       | 15     | 8,017        |
| Erie           | 5,519                | 12,855     | 9,764    | 3,091  | 2,515,152    | 210                      | 540        | 308      | 232    | 101,472      |
| Essex          | 65                   | 147        | 101      | 46     | 15,880       | 2                        | 8          | 5        | 3      | 741          |
| Franklin       | 167                  | 377        | 285      | 92     | 69,000       | 2                        | 8          | 5        | 3      | 2,343        |
| Fulton         | 139                  | 292        | 228      | 64     | 71,940       | 3                        | 7          | 4        | 3      | 3,987        |
| Genesee        | 142                  | 332        | 252      | 80     | 64,308       | 12                       | 34         | 20       | 14     | 6,508        |
| Greene         | 171                  | 442        | 320      | 122    | 90,434       | 3                        | 11         | 7        | 4      | 3,198        |
| Hamilton       | 3                    | 10         | 6        | 4      | 1,016        | 0                        | 0          | 0        | 0      | 0            |
| Herkimer       | 207                  | 414        | 311      | 103    | 82,924       | 8                        | 15         | 7        | 8      | 3,308        |
| Jefferson      | 251                  | 522        | 448      | 74     | 124,563      | 2                        | 5          | 3        | 2      | 1,146        |
| Lewis          | 51                   | 114        | 84       | 30     | 19,085       | 2                        | 4          | 2        | 2      | 1,640        |
| Livingston     | 139                  | 286        | 208      | 78     | 57,756       | 7                        | 20         | 12       | 8      | 3,793        |
| Madison        | 135                  | 268        | 214      | 54     | 53,676       | 4                        | 8          | 4        | 4      | 1,646        |
| Monroe         | 6,004                | 14,029     | 10,406   | 3,623  | 2,947,892    | 299                      | 804        | 467      | 337    | 181,904      |
| Montgomery     | 182                  | 483        | 364      | 119    | 88,151       | 3                        | 8          | 5        | 3      | 1,149        |
| Nassau         | 2,171                | 4,944      | 3,689    | 1,255  | 1,574,462    | 14                       | 33         | 19       | 14     | 13,446       |
| Niagara        | 1,070                | 2,426      | 1,758    | 668    | 429,281      | 18                       | 50         | 32       | 18     | 12,555       |
| Oneida         | 1,212                | 3,188      | 2,398    | 790    | 603,743      | 27                       | 76         | 42       | 34     | 14,245       |
| Onondaga       | 2,538                | 5,766      | 4,483    | 1,283  | 1,195,160    | 24                       | 47         | 20       | 27     | 12,709       |
| Ontario        | 357                  | 782        | 568      | 214    | 158,334      | 8                        | 20         | 11       | 9      | 7,760        |
| Orange         | 1,094                | 2,677      | 2,073    | 604    | 823,390      | 11                       | 28         | 13       | 15     | 9,136        |
| Orleans        | 220                  | 515        | 396      | 119    | 113,431      | 7                        | 19         | 10       | 9      | 4,239        |
| Oswego         | 457                  | 1,007      | 793      | 214    | 225,896      | 33                       | 90         | 54       | 36     | 19,896       |
| Otsego         | 75                   | 153        | 129      | 24     | 41,937       | 2                        | 11         | 8        | 3      | 4,735        |
| Putnam         | 46                   | 80         | 69       | 11     | 35,878       | 1                        | 3          | 2        | 1      | 1,907        |
| Rensselaer     | 845                  | 2,042      | 1,423    | 619    | 449,126      | 15                       | 35         | 19       | 16     | 10,219       |
| Rockland       | 527                  | 1,046      | 878      | 168    | 277,238      | 4                        | 10         | 6        | 4      | 1,771        |
| St.Lawrence    | 486                  | 1,098      | 805      | 293    | 207,997      | 2                        | 4          | 2        | 2      | 462          |
| Saratoga       | 164                  | 260        | 249      | 11     | 69,380       | 1                        | 3          | 2        | 1      | 889          |
| Schenectady    | 695                  | 1,621      | 1,278    | 343    | 365,767      | 10                       | 27         | 16       | 11     | 4,332        |
| Schoharie      | 53                   | 106        | 92       | 14     | 24,581       | 0                        | 0          | 0        | 0      | 0            |
| Schuyler       | 76                   | 176        | 125      | 51     | 31,549       | 0                        | 0          | 0        | 0      | 0            |
| Seneca         | 59                   | 111        | 89       | 22     | 21,302       | 2                        | 5          | 2        | 3      | 673          |
| Steuben        | 389                  | 892        | 656      | 236    | 161,696      | 3                        | 4          | 1        | 3      | 704          |
| Suffolk        | 2,758                | 6,171      | 4,855    | 1,316  | 2,136,732    | 50                       | 124        | 78       | 46     | 32,804       |
| Sullivan       | 390                  | 953        | 729      | 224    | 203,757      | 11                       | 31         | 19       | 12     | 5,296        |
| Tioga          | 164                  | 350        | 264      | 86     | 74,066       | 2                        | 3          | 1        | 2      | 1,133        |
| Tompkins       | 320                  | 736        | 512      | 224    | 162,677      | 19                       | 46         | 24       | 22     | 9,697        |
| Ulster         | 643                  | 1,395      | 1,030    | 365    | 367,168      | 17                       | 52         | 31       | 21     | 15,143       |
| Warren         | 85                   | 160        | 129      | 31     | 35,903       | 5                        | 11         | 4        | 7      | 6,030        |
| Washington     | 190                  | 384        | 310      | 74     | 101,385      | 7                        | 18         | 10       | 8      | 5,093        |
| Wayne          | 238                  | 510        | 402      | 108    | 93,482       | 4                        | 7          | 3        | 4      | 1,328        |
| Westchester    | 2,873                | 6,350      | 4,947    | 1,403  | 2,168,153    | 70                       | 194        | 120      | 74     | 73,206       |
| Wyoming        | 94                   | 191        | 145      | 46     | 43,442       | 3                        | 8          | 4        | 4      | 785          |
| Yates          | 50                   | 112        | 89       | 23     | 20,731       | 0                        | 0          | 0        | 0      | 0            |

\* Expenditures partially estimated.

Table 10  
 SAFETY NET ASSISTANCE-FNP AND FAMILY ASSISTANCE-FNP CASES  
 Cases, Recipients, Children, Adults and Expenditures by Local District  
 July 2007

| Local District | Safety Net Assistance and Family Assistance-FNP |            |          |         |              |
|----------------|---|------------|----------|---------|--------------|
|                | Cases   | Recipients | Children | Adults  | Expenditures |
| New York State | 156,316   | 271,458    | 109,426  | 162,032 | \$82,535,218 |
| New York City* | 111,811   | 196,641    | 80,419   | 116,222 | 58,832,000   |
| Rest of State  | 44,505  | 74,817     | 29,007   | 45,810  | 23,703,218   |
| Albany         | 1,311   | 2,306      | 961      | 1,345   | 826,174      |
| Allegany       | 208   | 353        | 132      | 221     | 76,281       |
| Broome         | 1,299   | 2,213      | 851      | 1,362   | 605,868      |
| Cattaraugus    | 278   | 393        | 113      | 280     | 109,413      |
| Cayuga         | 203   | 297        | 91       | 206     | 93,678       |
| Chautauqua     | 955   | 1,737      | 730      | 1,007   | 369,781      |
| Chemung        | 626   | 1,080      | 421      | 659     | 273,822      |
| Chenango       | 81  | 106        | 32       | 74      | 52,289       |
| Clinton        | 381   | 531        | 133      | 398     | 183,473      |
| Columbia       | 175   | 238        | 62       | 176     | 122,145      |
| Cortland       | 234   | 400        | 134      | 266     | 109,506      |
| Delaware       | 82  | 94         | 7        | 87      | 31,396       |
| Dutchess       | 632   | 845        | 220      | 625     | 424,281      |
| Erie           | 6,581   | 11,720     | 4,917    | 6,803   | 2,851,264    |
| Essex          | 77  | 126        | 41       | 85      | 24,301       |
| Franklin       | 152   | 264        | 95       | 169     | 62,136       |
| Fulton         | 132   | 164        | 26       | 138     | 66,178       |
| Genesee        | 157   | 211        | 49       | 162     | 79,910       |
| Greene         | 179   | 271        | 75       | 196     | 88,462       |
| Hamilton       | 5   | 5          | 0        | 5       | 1,303        |
| Herkimer       | 152   | 194        | 40       | 154     | 76,949       |
| Jefferson      | 327   | 460        | 126      | 334     | 181,797      |
| Lewis          | 40  | 58         | 20       | 38      | 19,283       |
| Livingston     | 189   | 271        | 69       | 202     | 90,262       |
| Madison        | 75  | 89         | 14       | 75      | 29,318       |
| Monroe         | 7,582   | 13,555     | 5,877    | 7,678   | 3,555,832    |
| Montgomery     | 142   | 207        | 52       | 155     | 74,461       |
| Nassau         | 2,501   | 3,840      | 1,273    | 2,567   | 1,506,728    |
| Niagara        | 1,179   | 1,866      | 656      | 1,210   | 491,122      |
| Oneida         | 1,120   | 2,275      | 1,048    | 1,227   | 493,065      |
| Onondaga       | 2,368   | 4,146      | 1,778    | 2,368   | 1,068,808    |
| Ontario        | 324   | 489        | 155      | 334     | 161,263      |
| Orange         | 966   | 1,947      | 912      | 1,035   | 782,614      |
| Orleans        | 245   | 410        | 150      | 260     | 107,821      |
| Oswego         | 324   | 518        | 195      | 323     | 173,357      |
| Otsego         | 108   | 124        | 18       | 106     | 86,889       |
| Putnam         | 47  | 53         | 6        | 47      | 38,743       |
| Rensselaer     | 529   | 1,170      | 564      | 606     | 390,586      |
| Rockland       | 635   | 1,234      | 546      | 688     | 366,571      |
| St. Lawrence   | 479   | 817        | 273      | 544     | 205,839      |
| Saratoga       | 163   | 171        | 15       | 156     | 113,945      |
| Schenectady    | 524   | 851        | 320      | 531     | 330,260      |
| Schoharie      | 48  | 64         | 12       | 52      | 24,865       |
| Schuyler       | 83  | 132        | 41       | 91      | 31,849       |
| Seneca         | 66  | 84         | 23       | 61      | 43,518       |
| Steuben        | 504   | 861        | 324      | 537     | 210,408      |
| Suffolk        | 4,360   | 6,128      | 1,846    | 4,282   | 2,567,112    |
| Sullivan       | 344   | 567        | 203      | 364     | 216,876      |
| Tioga          | 118   | 186        | 57       | 129     | 54,928       |
| Tompkins       | 382   | 587        | 172      | 415     | 174,020      |
| Ulster         | 546   | 837        | 278      | 559     | 323,763      |
| Warren         | 120   | 145        | 18       | 127     | 94,933       |
| Washington     | 181   | 206        | 29       | 177     | 134,918      |
| Wayne          | 328   | 414        | 92       | 322     | 146,211      |
| Westchester    | 3,521   | 6,308      | 2,662    | 3,646   | 2,822,172    |
| Wyoming        | 92  | 143        | 44       | 99      | 40,427       |
| Yates          | 45  | 56         | 9        | 47      | 20,044       |

\* Expenditures partially estimated.

Table 11  
SAFETY NET ASSISTANCE-FNP BY MAINTENANCE OF EFFORT STATUS  
(Maintenance of Effort (MOE) vs. Non-Maintenance of Effort (Non-MOE))  
Cases, Recipients, Children, Adults and Expenditures by Local District  
July 2007

| Local District  | Maintenance of Effort (MOE) |            |          |        |              | Non-Maintenance of Effort (Non-MOE)* |            |          |         |              |
|-----------------|-----------------------------|------------|----------|--------|--------------|--------------------------------------|------------|----------|---------|--------------|
|                 | Cases                       | Recipients | Children | Adults | Expenditures | Cases                                | Recipients | Children | Adults  | Expenditures |
| New York State  | 38,943                      | 125,759    | 88,898   | 36,861 | \$23,339,578 | 117,373                              | 145,699    | 20,528   | 125,171 | \$59,195,640 |
| New York City** | 30,740                      | 96,087     | 67,449   | 28,638 | 17,815,000   | 81,071                               | 100,554    | 12,970   | 87,584  | 41,017,000   |
| Rest of State   | 8,203                       | 29,672     | 21,449   | 8,223  | 5,524,578    | 36,302                               | 45,145     | 7,558    | 37,587  | 18,178,640   |
| Albany          | 288                         | 1,084      | 806      | 278    | 211,170      | 1,023                                | 1,222      | 155      | 1,067   | 615,004      |
| Allegany        | 22                          | 78         | 54       | 24     | 10,750       | 186                                  | 275        | 78       | 197     | 65,531       |
| Broome          | 225                         | 808        | 575      | 233    | 129,869      | 1,074                                | 1,405      | 276      | 1,129   | 475,999      |
| Cattaraugus     | 25                          | 96         | 71       | 25     | 11,600       | 253                                  | 297        | 42       | 255     | 97,813       |
| Cayuga          | 17                          | 66         | 46       | 20     | 8,299        | 186                                  | 231        | 45       | 186     | 85,379       |
| Chautauqua      | 188                         | 658        | 480      | 178    | 97,158       | 767                                  | 1,079      | 250      | 829     | 272,623      |
| Chemung         | 99                          | 378        | 278      | 100    | 59,285       | 527                                  | 702        | 143      | 559     | 214,537      |
| Chenango        | 2                           | 7          | 5        | 2      | 1,019        | 79                                   | 99         | 27       | 72      | 51,270       |
| Clinton         | 25                          | 94         | 68       | 26     | 10,824       | 356                                  | 437        | 65       | 372     | 172,649      |
| Columbia        | 14                          | 55         | 41       | 14     | 7,508        | 161                                  | 183        | 21       | 162     | 114,637      |
| Cortland        | 32                          | 130        | 91       | 39     | 20,312       | 202                                  | 270        | 43       | 227     | 89,194       |
| Delaware        | 0                           | 0          | 0        | 0      | 0            | 82                                   | 94         | 7        | 87      | 31,396       |
| Dutchess        | 50                          | 183        | 133      | 50     | 32,985       | 582                                  | 662        | 87       | 575     | 391,296      |
| Erie            | 1,502                       | 5,458      | 3,925    | 1,533  | 780,708      | 5,079                                | 6,262      | 992      | 5,270   | 2,070,556    |
| Essex           | 7                           | 27         | 20       | 7      | 879          | 70                                   | 99         | 21       | 78      | 23,422       |
| Franklin        | 19                          | 55         | 35       | 20     | 7,649        | 133                                  | 209        | 60       | 149     | 54,487       |
| Fulton          | 2                           | 6          | 4        | 2      | 680          | 130                                  | 158        | 22       | 136     | 65,498       |
| Genesee         | 9                           | 34         | 26       | 8      | 4,525        | 148                                  | 177        | 23       | 154     | 75,385       |
| Greene          | 17                          | 60         | 40       | 20     | 10,855       | 162                                  | 211        | 35       | 176     | 77,607       |
| Hamilton        | 0                           | 0          | 0        | 0      | 0            | 5                                    | 5          | 0        | 5       | 1,303        |
| Herkimer        | 8                           | 24         | 17       | 7      | 3,849        | 144                                  | 170        | 23       | 147     | 73,100       |
| Jefferson       | 18                          | 61         | 41       | 20     | 8,485        | 309                                  | 399        | 85       | 314     | 173,312      |
| Lewis           | 1                           | 5          | 3        | 2      | 50           | 39                                   | 53         | 17       | 36      | 19,233       |
| Livingston      | 17                          | 60         | 43       | 17     | 13,084       | 172                                  | 211        | 26       | 185     | 77,178       |
| Madison         | 3                           | 9          | 7        | 2      | 1,330        | 72                                   | 80         | 7        | 73      | 27,988       |
| Monroe          | 1,945                       | 7,110      | 5,110    | 2,000  | 1,094,389    | 5,637                                | 6,445      | 767      | 5,678   | 2,461,443    |
| Montgomery      | 10                          | 46         | 34       | 12     | 4,182        | 132                                  | 161        | 18       | 143     | 70,279       |
| Nassau          | 449                         | 1,490      | 1,047    | 443    | 363,565      | 2,052                                | 2,350      | 226      | 2,124   | 1,143,163    |
| Niagara         | 195                         | 684        | 481      | 203    | 90,430       | 984                                  | 1,182      | 175      | 1,007   | 400,692      |
| Oneida          | 220                         | 855        | 639      | 216    | 103,834      | 900                                  | 1,420      | 409      | 1,011   | 389,231      |
| Onondaga        | 433                         | 1,705      | 1,279    | 426    | 236,600      | 1,935                                | 2,441      | 499      | 1,942   | 832,208      |
| Ontario         | 32                          | 126        | 91       | 35     | 16,238       | 292                                  | 363        | 64       | 299     | 145,025      |
| Orange          | 183                         | 779        | 585      | 194    | 167,003      | 783                                  | 1,168      | 327      | 841     | 615,611      |
| Orleans         | 25                          | 74         | 51       | 23     | 13,080       | 220                                  | 336        | 99       | 237     | 94,741       |
| Oswego          | 26                          | 117        | 91       | 26     | 17,935       | 298                                  | 401        | 104      | 297     | 155,422      |
| Otsego          | 0                           | 0          | 0        | 0      | 0            | 108                                  | 124        | 18       | 106     | 86,889       |
| Putnam          | 0                           | 0          | 0        | 0      | 0            | 47                                   | 53         | 6        | 47      | 38,743       |
| Rensselaer      | 118                         | 446        | 317      | 129    | 133,573      | 411                                  | 724        | 247      | 477     | 257,013      |
| Rockland        | 65                          | 262        | 195      | 67     | 32,822       | 570                                  | 972        | 351      | 621     | 333,749      |
| St.Lawrence     | 48                          | 175        | 125      | 50     | 24,314       | 431                                  | 642        | 148      | 494     | 181,525      |
| Saratoga        | 1                           | 2          | 1        | 1      | 386          | 162                                  | 169        | 14       | 155     | 113,559      |
| Schenectady     | 88                          | 321        | 235      | 86     | 60,459       | 436                                  | 530        | 85       | 445     | 269,801      |
| Schoharie       | 0                           | 0          | 0        | 0      | 0            | 48                                   | 64         | 12       | 52      | 24,865       |
| Schuyler        | 11                          | 30         | 18       | 12     | 5,010        | 72                                   | 102        | 23       | 79      | 26,839       |
| Seneca          | 8                           | 26         | 18       | 8      | 4,546        | 58                                   | 58         | 5        | 53      | 38,972       |
| Steuben         | 79                          | 264        | 194      | 70     | 37,556       | 425                                  | 597        | 130      | 467     | 172,852      |
| Suffolk         | 517                         | 1,768      | 1,353    | 415    | 558,640      | 3,843                                | 4,360      | 493      | 3,867   | 2,008,472    |
| Sullivan        | 40                          | 161        | 121      | 40     | 20,964       | 304                                  | 406        | 82       | 324     | 195,912      |
| Tioga           | 11                          | 36         | 23       | 13     | 6,588        | 107                                  | 150        | 34       | 116     | 48,340       |
| Tompkins        | 45                          | 150        | 103      | 47     | 18,448       | 337                                  | 437        | 69       | 368     | 155,572      |
| Ulster          | 62                          | 237        | 169      | 68     | 56,511       | 484                                  | 600        | 109      | 491     | 267,252      |
| Warren          | 1                           | 2          | 1        | 1      | 600          | 119                                  | 143        | 17       | 126     | 94,333       |
| Washington      | 3                           | 11         | 8        | 3      | 1,386        | 178                                  | 195        | 21       | 174     | 133,532      |
| Wayne           | 14                          | 46         | 35       | 11     | 6,233        | 314                                  | 368        | 57       | 311     | 139,978      |
| Westchester     | 978                         | 3,295      | 2,303    | 992    | 1,013,785    | 2,543                                | 3,013      | 359      | 2,654   | 1,808,387    |
| Wyoming         | 5                           | 15         | 11       | 4      | 2,550        | 87                                   | 128        | 33       | 95      | 37,877       |
| Yates           | 1                           | 3          | 2        | 1      | 78           | 44                                   | 53         | 7        | 46      | 19,966       |

\* The Non-Maintenance of Effort category includes otherwise TANF eligible or otherwise SNA-MOE eligible non-disabled two-parent cases.

\*\* Expenditures partially estimated.

Table 12  
SAFETY NET ASSISTANCE-FNP-CASH TOTAL\*  
Cases, Recipients, Children, Adults and Expenditures by Local District  
July 2007

| Local District | Safety Net Assistance-FNP-Cash Total |            |          |          |              |
|----------------|--------------------------------------|------------|----------|----------|--------------|
|                | Cases                                | Recipients | Children | Adults   | Expenditures |
| New York State | See Note                             | See Note   | See Note | See Note | See Note     |
| New York City  | See Note                             | See Note   | See Note | See Note | See Note     |
| Rest of State  | 24,992                               | 33,370     | 7,208    | 26,162   | \$11,988,562 |
| Albany         | 677                                  | 822        | 114      | 708      | 449,422      |
| Allegany       | 144                                  | 216        | 62       | 154      | 47,694       |
| Broome         | 726                                  | 998        | 233      | 765      | 304,673      |
| Cattaraugus    | 197                                  | 243        | 42       | 201      | 78,608       |
| Cayuga         | 166                                  | 216        | 51       | 165      | 71,126       |
| Chautauqua     | 564                                  | 811        | 192      | 619      | 194,046      |
| Chemung        | 322                                  | 454        | 109      | 345      | 118,814      |
| Chenango       | 64                                   | 81         | 25       | 56       | 45,567       |
| Clinton        | 279                                  | 354        | 61       | 293      | 128,449      |
| Columbia       | 125                                  | 151        | 25       | 126      | 79,568       |
| Cortland       | 146                                  | 206        | 37       | 169      | 64,309       |
| Delaware       | 67                                   | 79         | 7        | 72       | 21,304       |
| Dutchess       | 407                                  | 491        | 81       | 410      | 271,312      |
| Erie           | 3,015                                | 4,618      | 1,404    | 3,214    | 1,271,547    |
| Essex          | 59                                   | 88         | 22       | 66       | 20,827       |
| Franklin       | 97                                   | 156        | 45       | 111      | 33,783       |
| Fulton         | 104                                  | 132        | 22       | 110      | 48,129       |
| Genesee        | 95                                   | 115        | 16       | 99       | 33,882       |
| Greene         | 133                                  | 183        | 37       | 146      | 56,318       |
| Hamilton       | 5                                    | 5          | 0        | 5        | 1,303        |
| Herkimer       | 112                                  | 136        | 21       | 115      | 53,666       |
| Jefferson      | 236                                  | 327        | 84       | 243      | 119,117      |
| Lewis          | 29                                   | 43         | 16       | 27       | 10,836       |
| Livingston     | 114                                  | 160        | 32       | 128      | 43,476       |
| Madison        | 53                                   | 61         | 7        | 54       | 17,052       |
| Monroe         | 3,430                                | 4,530      | 1,079    | 3,451    | 1,487,251    |
| Montgomery     | 104                                  | 141        | 26       | 115      | 47,334       |
| Nassau         | 1,520                                | 1,754      | 169      | 1,585    | 777,027      |
| Niagara        | 687                                  | 835        | 128      | 707      | 269,335      |
| Oneida         | 760                                  | 1,337      | 455      | 882      | 292,710      |
| Onondaga       | 1,655                                | 2,272      | 573      | 1,699    | 689,066      |
| Ontario        | 216                                  | 289        | 63       | 226      | 87,722       |
| Orange         | 529                                  | 744        | 173      | 571      | 406,248      |
| Orleans        | 163                                  | 261        | 85       | 176      | 69,932       |
| Oswego         | 216                                  | 302        | 82       | 220      | 100,798      |
| Otsego         | 83                                   | 98         | 13       | 85       | 66,083       |
| Putnam         | 26                                   | 32         | 5        | 27       | 18,817       |
| Rensselaer     | 302                                  | 540        | 183      | 357      | 168,855      |
| Rockland       | 311                                  | 390        | 67       | 323      | 170,999      |
| St.Lawrence    | 332                                  | 508        | 125      | 383      | 129,094      |
| Saratoga       | 109                                  | 116        | 14       | 102      | 66,222       |
| Schenectady    | 315                                  | 384        | 66       | 318      | 173,640      |
| Schoharie      | 43                                   | 56         | 8        | 48       | 22,776       |
| Schuyler       | 70                                   | 104        | 26       | 78       | 25,155       |
| Seneca         | 35                                   | 37         | 6        | 31       | 24,119       |
| Steuben        | 305                                  | 467        | 123      | 344      | 118,766      |
| Suffolk        | 2,979                                | 3,408      | 405      | 3,003    | 1,509,038    |
| Sullivan       | 195                                  | 303        | 88       | 215      | 110,229      |
| Tioga          | 86                                   | 128        | 33       | 95       | 38,329       |
| Tompkins       | 240                                  | 340        | 69       | 271      | 101,282      |
| Ulster         | 335                                  | 419        | 74       | 345      | 173,943      |
| Warren         | 78                                   | 103        | 18       | 85       | 42,009       |
| Washington     | 118                                  | 132        | 13       | 119      | 84,433       |
| Wayne          | 216                                  | 258        | 37       | 221      | 91,883       |
| Westchester    | 1,488                                | 1,776      | 218      | 1,558    | 990,993      |
| Wyoming        | 76                                   | 117        | 32       | 85       | 33,530       |
| Yates          | 34                                   | 43         | 7        | 36       | 16,116       |

Note: A breakout of Safety Net Assistance-FNP-Cash and Safety Net Assistance-FNP-Non-Cash data is not available for New York City.

\* Includes otherwise TANF non-disabled two-parent cases.

Table 13  
**SAFETY NET ASSISTANCE-FNP-CASH BY MAINTENANCE OF EFFORT STATUS**  
(Maintenance of Effort (MOE) vs. Non-Maintenance of Effort (Non-MOE))  
Cases, Recipients, Children, Adults and Expenditures by Local District  
July 2007

| Local District | Maintenance of Effort (MOE) |            |          |          |              | Non-Maintenance of Effort (Non-MOE)* |            |          |          |              |
|----------------|-----------------------------|------------|----------|----------|--------------|--------------------------------------|------------|----------|----------|--------------|
|                | Cases                       | Recipients | Children | Adults   | Expenditures | Cases                                | Recipients | Children | Adults   | Expenditures |
| New York State | See Note                    | See Note   | See Note | See Note | See Note     | See Note                             | See Note   | See Note | See Note | See Note     |
| New York City  | See Note                    | See Note   | See Note | See Note | See Note     | See Note                             | See Note   | See Note | See Note | See Note     |
| Rest of State  | 831                         | 2,846      | 1,972    | 874      | \$480,140    | 24,161                               | 30,524     | 5,236    | 25,288   | \$11,508,422 |
| Albany         | 6                           | 17         | 11       | 6        | 6,464        | 671                                  | 805        | 103      | 702      | 442,958      |
| Allegany       | 1                           | 2          | 1        | 1        | 32           | 143                                  | 214        | 61       | 153      | 47,662       |
| Broome         | 19                          | 59         | 39       | 20       | 14,247       | 707                                  | 939        | 194      | 745      | 290,426      |
| Cattaraugus    | 4                           | 16         | 12       | 4        | 2,223        | 193                                  | 227        | 30       | 197      | 76,385       |
| Cayuga         | 6                           | 17         | 11       | 6        | 2,472        | 160                                  | 199        | 40       | 159      | 68,654       |
| Chautauqua     | 11                          | 36         | 22       | 14       | 5,098        | 553                                  | 775        | 170      | 605      | 188,948      |
| Chemung        | 4                           | 12         | 7        | 5        | 1,779        | 318                                  | 442        | 102      | 340      | 117,035      |
| Chenango       | 0                           | 0          | 0        | 0        | 0            | 64                                   | 81         | 25       | 56       | 45,567       |
| Clinton        | 3                           | 8          | 6        | 2        | 1,255        | 276                                  | 346        | 55       | 291      | 127,194      |
| Columbia       | 3                           | 10         | 7        | 3        | 1,146        | 122                                  | 141        | 18       | 123      | 78,422       |
| Cortland       | 4                           | 19         | 13       | 6        | 2,657        | 142                                  | 187        | 24       | 163      | 61,652       |
| Delaware       | 0                           | 0          | 0        | 0        | 0            | 67                                   | 79         | 7        | 72       | 21,304       |
| Dutchess       | 6                           | 23         | 17       | 6        | 5,288        | 401                                  | 468        | 64       | 404      | 266,024      |
| Erie           | 258                         | 888        | 615      | 273      | 128,459      | 2,757                                | 3,730      | 789      | 2,941    | 1,143,088    |
| Essex          | 2                           | 6          | 4        | 2        | 196          | 57                                   | 82         | 18       | 64       | 20,631       |
| Franklin       | 0                           | 0          | 0        | 0        | 0            | 97                                   | 156        | 45       | 111      | 33,783       |
| Fulton         | 0                           | 0          | 0        | 0        | 0            | 104                                  | 132        | 22       | 110      | 48,129       |
| Genesee        | 0                           | 0          | 0        | 0        | 0            | 95                                   | 115        | 16       | 99       | 33,882       |
| Greene         | 2                           | 4          | 2        | 2        | 933          | 131                                  | 179        | 35       | 144      | 55,385       |
| Hamilton       | 0                           | 0          | 0        | 0        | 0            | 5                                    | 5          | 0        | 5        | 1,303        |
| Herkimer       | 1                           | 1          | 1        | 0        | 355          | 111                                  | 135        | 20       | 115      | 53,311       |
| Jefferson      | 7                           | 25         | 17       | 8        | 3,662        | 229                                  | 302        | 67       | 235      | 115,455      |
| Lewis          | 0                           | 0          | 0        | 0        | 0            | 29                                   | 43         | 16       | 27       | 10,836       |
| Livingston     | 3                           | 12         | 9        | 3        | 1,952        | 111                                  | 148        | 23       | 125      | 41,524       |
| Madison        | 0                           | 0          | 0        | 0        | 0            | 53                                   | 61         | 7        | 54       | 17,052       |
| Monroe         | 192                         | 702        | 500      | 202      | 121,826      | 3,238                                | 3,828      | 579      | 3,249    | 1,365,425    |
| Montgomery     | 4                           | 12         | 8        | 4        | 1,289        | 100                                  | 129        | 18       | 111      | 46,045       |
| Nassau         | 23                          | 62         | 40       | 22       | 12,415       | 1,497                                | 1,692      | 129      | 1,563    | 764,612      |
| Niagara        | 11                          | 36         | 25       | 11       | 4,693        | 676                                  | 799        | 103      | 696      | 264,642      |
| Oneida         | 36                          | 138        | 100      | 38       | 17,606       | 724                                  | 1,199      | 355      | 844      | 275,104      |
| Onondaga       | 87                          | 325        | 232      | 93       | 46,842       | 1,568                                | 1,947      | 341      | 1,606    | 642,224      |
| Ontario        | 2                           | 8          | 6        | 2        | 945          | 214                                  | 281        | 57       | 224      | 86,777       |
| Orange         | 14                          | 53         | 38       | 15       | 9,889        | 515                                  | 691        | 135      | 556      | 396,359      |
| Orleans        | 2                           | 5          | 3        | 2        | 952          | 161                                  | 256        | 82       | 174      | 68,980       |
| Oswego         | 2                           | 5          | 3        | 2        | 1,011        | 214                                  | 297        | 79       | 218      | 99,787       |
| Otsego         | 0                           | 0          | 0        | 0        | 0            | 83                                   | 98         | 13       | 85       | 66,083       |
| Putnam         | 0                           | 0          | 0        | 0        | 0            | 26                                   | 32         | 5        | 27       | 18,817       |
| Rensselaer     | 2                           | 10         | 7        | 3        | 1,663        | 300                                  | 530        | 176      | 354      | 167,192      |
| Rockland       | 6                           | 12         | 6        | 6        | 2,592        | 305                                  | 378        | 61       | 317      | 168,407      |
| St.Lawrence    | 5                           | 18         | 13       | 5        | 2,206        | 327                                  | 490        | 112      | 378      | 126,888      |
| Saratoga       | 0                           | 0          | 0        | 0        | 0            | 109                                  | 116        | 14       | 102      | 66,222       |
| Schenectady    | 3                           | 10         | 6        | 4        | 2,907        | 312                                  | 374        | 60       | 314      | 170,733      |
| Schoharie      | 0                           | 0          | 0        | 0        | 0            | 43                                   | 56         | 8        | 48       | 22,776       |
| Schuyler       | 6                           | 16         | 9        | 7        | 2,376        | 64                                   | 88         | 17       | 71       | 22,779       |
| Seneca         | 2                           | 4          | 2        | 2        | 919          | 33                                   | 33         | 4        | 29       | 23,200       |
| Steuben        | 10                          | 30         | 18       | 12       | 5,062        | 295                                  | 437        | 105      | 332      | 113,704      |
| Suffolk        | 36                          | 108        | 74       | 34       | 39,046       | 2,943                                | 3,300      | 331      | 2,969    | 1,469,992    |
| Sullivan       | 6                           | 20         | 14       | 6        | 2,525        | 189                                  | 283        | 74       | 209      | 107,704      |
| Tioga          | 0                           | 0          | 0        | 0        | 0            | 86                                   | 128        | 33       | 95       | 38,329       |
| Tompkins       | 4                           | 6          | 2        | 4        | 866          | 236                                  | 334        | 67       | 267      | 100,416      |
| Ulster         | 1                           | 4          | 3        | 1        | 445          | 334                                  | 415        | 71       | 344      | 173,498      |
| Warren         | 1                           | 2          | 1        | 1        | 600          | 77                                   | 101        | 17       | 84       | 41,409       |
| Washington     | 1                           | 2          | 1        | 1        | 294          | 117                                  | 130        | 12       | 118      | 84,139       |
| Wayne          | 0                           | 0          | 0        | 0        | 0            | 216                                  | 258        | 37       | 221      | 91,883       |
| Westchester    | 35                          | 103        | 67       | 36       | 22,953       | 1,453                                | 1,673      | 151      | 1,522    | 968,040      |
| Wyoming        | 0                           | 0          | 0        | 0        | 0            | 76                                   | 117        | 32       | 85       | 33,530       |
| Yates          | 0                           | 0          | 0        | 0        | 0            | 34                                   | 43         | 7        | 36       | 16,116       |

Note: Data from New York City does not allow the separation of Safety Net-FNP-Cash and Safety Net-FNP-Non-Cash data.

\*See Footnote on Table 11.

Table 14  
**SAFETY NET ASSISTANCE-FNP-NON-CASH TOTAL**  
Cases, Recipients, Children, Adults and Expenditures by Local District  
July 2007

| Local District | Safety Net Assistance-FNP-Non-Cash Total |            |          |          |              |
|----------------|--|------------|----------|----------|--------------|
|                | Cases                                    | Recipients | Children | Adults   | Expenditures |
| New York State | See Note                                 | See Note   | See Note | See Note | See Note     |
| New York City  | See Note                                 | See Note   | See Note | See Note | See Note     |
| Rest of State  | 19,513                                   | 41,447     | 21,799   | 19,648   | \$11,714,656 |
| Albany         | 634                                      | 1,484      | 847      | 637      | 376,752      |
| Allegany       | 64                                       | 137        | 70       | 67       | 28,587       |
| Broome         | 573                                      | 1,215      | 618      | 597      | 301,195      |
| Cattaraugus    | 81                                       | 150        | 71       | 79       | 30,805       |
| Cayuga         | 37                                       | 81         | 40       | 41       | 22,552       |
| Chautauqua     | 391                                      | 926        | 538      | 388      | 175,735      |
| Chemung        | 304                                      | 626        | 312      | 314      | 155,008      |
| Chenango       | 17                                       | 25         | 7        | 18       | 6,722        |
| Clinton        | 102                                      | 177        | 72       | 105      | 55,024       |
| Columbia       | 50                                       | 87         | 37       | 50       | 42,577       |
| Cortland       | 88                                       | 194        | 97       | 97       | 45,197       |
| Delaware       | 15                                       | 15         | 0        | 15       | 10,092       |
| Dutchess       | 225                                      | 354        | 139      | 215      | 152,969      |
| Erie           | 3,566                                    | 7,102      | 3,513    | 3,589    | 1,579,717    |
| Essex          | 18                                       | 38         | 19       | 19       | 3,474        |
| Franklin       | 55                                       | 108        | 50       | 58       | 28,353       |
| Fulton         | 28                                       | 32         | 4        | 28       | 18,049       |
| Genesee        | 62                                       | 96         | 33       | 63       | 46,028       |
| Greene         | 46                                       | 88         | 38       | 50       | 32,144       |
| Hamilton       | 0  | 0          | 0        | 0        | 0            |
| Herkimer       | 40                                       | 58         | 19       | 39       | 23,283       |
| Jefferson      | 91                                       | 133        | 42       | 91       | 62,680       |
| Lewis          | 11                                       | 15         | 4        | 11       | 8,447        |
| Livingston     | 75                                       | 111        | 37       | 74       | 46,786       |
| Madison        | 22                                       | 28         | 7        | 21       | 12,266       |
| Monroe         | 4,152                                    | 9,025      | 4,798    | 4,227    | 2,068,581    |
| Montgomery     | 38                                       | 66         | 26       | 40       | 27,127       |
| Nassau         | 981                                      | 2,086      | 1,104    | 982      | 729,701      |
| Niagara        | 492                                      | 1,031      | 528      | 503      | 221,787      |
| Oneida         | 360                                      | 938        | 593      | 345      | 200,355      |
| Onondaga       | 713                                      | 1,874      | 1,205    | 669      | 379,742      |
| Ontario        | 108                                      | 200        | 92       | 108      | 73,541       |
| Orange         | 437                                      | 1,203      | 739      | 464      | 376,366      |
| Orleans        | 82                                       | 149        | 65       | 84       | 37,889       |
| Oswego         | 108                                      | 216        | 113      | 103      | 72,559       |
| Otsego         | 25                                       | 26         | 5        | 21       | 20,806       |
| Putnam         | 21                                       | 21         | 1        | 20       | 19,926       |
| Rensselaer     | 227                                      | 630        | 381      | 249      | 221,731      |
| Rockland       | 324                                      | 844        | 479      | 365      | 195,572      |
| St. Lawrence   | 147                                      | 309        | 148      | 161      | 76,745       |
| Saratoga       | 54                                       | 55         | 1        | 54       | 47,723       |
| Schenectady    | 209                                      | 467        | 254      | 213      | 156,620      |
| Schoharie      | 5  | 8          | 4        | 4        | 2,089        |
| Schuyler       | 13                                       | 28         | 15       | 13       | 6,694        |
| Seneca         | 31                                       | 47         | 17       | 30       | 19,399       |
| Steuben        | 199                                      | 394        | 201      | 193      | 91,642       |
| Suffolk        | 1,381                                    | 2,720      | 1,441    | 1,279    | 1,058,074    |
| Sullivan       | 149                                      | 264        | 115      | 149      | 106,647      |
| Tioga          | 32                                       | 58         | 24       | 34       | 16,599       |
| Tompkins       | 142                                      | 247        | 103      | 144      | 72,738       |
| Ulster         | 211                                      | 418        | 204      | 214      | 149,820      |
| Warren         | 42                                       | 42         | 0        | 42       | 52,924       |
| Washington     | 63                                       | 74         | 16       | 58       | 50,485       |
| Wayne          | 112                                      | 156        | 55       | 101      | 54,328       |
| Westchester    | 2,033                                    | 4,532      | 2,444    | 2,088    | 1,831,179    |
| Wyoming        | 16                                       | 26         | 12       | 14       | 6,897        |
| Yates          | 11                                       | 13         | 2        | 11       | 3,928        |

Note: A breakout of Safety Net Assistance-FNP-Cash and Safety Net Assistance-FNP-Non-Cash data is not available for New York City.



Table 15  
**SAFETY NET ASSISTANCE-FNP-NON-CASH BY MAINTENANCE OF EFFORT STATUS**  
(Maintenance of Effort (MOE) vs. Non-Maintenance of Effort (Non-MOE))  
Cases, Recipients, Children, Adults and Expenditures by Local District  
July 2007

| Local District | Maintenance of Effort (MOE) |            |          |          |              | Non-Maintenance of Effort (Non-MOE)* |            |          |          |              |
|----------------|-----------------------------|------------|----------|----------|--------------|--------------------------------------|------------|----------|----------|--------------|
|                | Cases                       | Recipients | Children | Adults   | Expenditures | Cases                                | Recipients | Children | Adults   | Expenditures |
| New York State | See Note                    | See Note   | See Note | See Note | See Note     | See Note                             | See Note   | See Note | See Note | See Note     |
| New York City  | See Note                    | See Note   | See Note | See Note | See Note     | See Note                             | See Note   | See Note | See Note | See Note     |
| Rest of State  | 7,372                       | 26,826     | 19,477   | 7,349    | \$5,044,438  | 12,141                               | 14,621     | 2,322    | 12,299   | \$6,670,218  |
| Albany         | 282                         | 1,067      | 795      | 272      | 204,706      | 352                                  | 417        | 52       | 365      | 172,046      |
| Allegany       | 21                          | 76         | 53       | 23       | 10,718       | 43                                   | 61         | 17       | 44       | 17,869       |
| Broome         | 206                         | 749        | 536      | 213      | 115,622      | 367                                  | 466        | 82       | 384      | 185,573      |
| Cattaraugus    | 21                          | 80         | 59       | 21       | 9,377        | 60                                   | 70         | 12       | 58       | 21,428       |
| Cayuga         | 11                          | 49         | 35       | 14       | 5,827        | 26                                   | 32         | 5        | 27       | 16,725       |
| Chautauqua     | 177                         | 622        | 458      | 164      | 92,060       | 214                                  | 304        | 80       | 224      | 83,675       |
| Chemung        | 95                          | 366        | 271      | 95       | 57,506       | 209                                  | 260        | 41       | 219      | 97,502       |
| Chenango       | 2                           | 7          | 5        | 2        | 1,019        | 15                                   | 18         | 2        | 16       | 5,703        |
| Clinton        | 22                          | 86         | 62       | 24       | 9,569        | 80                                   | 91         | 10       | 81       | 45,455       |
| Columbia       | 11                          | 45         | 34       | 11       | 6,362        | 39                                   | 42         | 3        | 39       | 36,215       |
| Cortland       | 28                          | 111        | 78       | 33       | 17,655       | 60                                   | 83         | 19       | 64       | 27,542       |
| Delaware       | 0                           | 0          | 0        | 0        | 0            | 15                                   | 15         | 0        | 15       | 10,092       |
| Dutchess       | 44                          | 160        | 116      | 44       | 27,697       | 181                                  | 194        | 23       | 171      | 125,272      |
| Erie           | 1,244                       | 4,570      | 3,310    | 1,260    | 652,249      | 2,322                                | 2,532      | 203      | 2,329    | 927,468      |
| Essex          | 5                           | 21         | 16       | 5        | 683          | 13                                   | 17         | 3        | 14       | 2,791        |
| Franklin       | 19                          | 55         | 35       | 20       | 7,649        | 36                                   | 53         | 15       | 38       | 20,704       |
| Fulton         | 2                           | 6          | 4        | 2        | 680          | 26                                   | 26         | 0        | 26       | 17,369       |
| Genesee        | 9                           | 34         | 26       | 8        | 4,525        | 53                                   | 62         | 7        | 55       | 41,503       |
| Greene         | 15                          | 56         | 38       | 18       | 9,922        | 31                                   | 32         | 0        | 32       | 22,222       |
| Hamilton       | 0                           | 0          | 0        | 0        | 0            | 0                                    | 0          | 0        | 0        | 0            |
| Herkimer       | 7                           | 23         | 16       | 7        | 3,494        | 33                                   | 35         | 3        | 32       | 19,789       |
| Jefferson      | 11                          | 36         | 24       | 12       | 4,823        | 80                                   | 97         | 18       | 79       | 57,857       |
| Lewis          | 1                           | 5          | 3        | 2        | 50           | 10                                   | 10         | 1        | 9        | 8,397        |
| Livingston     | 14                          | 48         | 34       | 14       | 11,132       | 61                                   | 63         | 3        | 60       | 35,654       |
| Madison        | 3                           | 9          | 7        | 2        | 1,330        | 19                                   | 19         | 0        | 19       | 10,936       |
| Monroe         | 1,753                       | 6,408      | 4,610    | 1,798    | 972,563      | 2,399                                | 2,617      | 188      | 2,429    | 1,096,018    |
| Montgomery     | 6                           | 34         | 26       | 8        | 2,893        | 32                                   | 32         | 0        | 32       | 24,234       |
| Nassau         | 426                         | 1,428      | 1,007    | 421      | 351,150      | 555                                  | 658        | 97       | 561      | 378,551      |
| Niagara        | 184                         | 648        | 456      | 192      | 85,737       | 308                                  | 383        | 72       | 311      | 136,050      |
| Oneida         | 184                         | 717        | 539      | 178      | 86,228       | 176                                  | 221        | 54       | 167      | 114,127      |
| Onondaga       | 346                         | 1,380      | 1,047    | 333      | 189,758      | 367                                  | 494        | 158      | 336      | 189,984      |
| Ontario        | 30                          | 118        | 85       | 33       | 15,293       | 78                                   | 82         | 7        | 75       | 58,248       |
| Orange         | 169                         | 726        | 547      | 179      | 157,114      | 268                                  | 477        | 192      | 285      | 219,252      |
| Orleans        | 23                          | 69         | 48       | 21       | 12,128       | 59                                   | 80         | 17       | 63       | 25,761       |
| Oswego         | 24                          | 112        | 88       | 24       | 16,924       | 84                                   | 104        | 25       | 79       | 55,635       |
| Otsego         | 0                           | 0          | 0        | 0        | 0            | 25                                   | 26         | 5        | 21       | 20,806       |
| Putnam         | 0                           | 0          | 0        | 0        | 0            | 21                                   | 21         | 1        | 20       | 19,926       |
| Rensselaer     | 116                         | 436        | 310      | 126      | 131,910      | 111                                  | 194        | 71       | 123      | 89,821       |
| Rockland       | 59                          | 250        | 189      | 61       | 30,230       | 265                                  | 594        | 290      | 304      | 165,342      |
| St.Lawrence    | 43                          | 157        | 112      | 45       | 22,108       | 104                                  | 152        | 36       | 116      | 54,637       |
| Saratoga       | 1                           | 2          | 1        | 1        | 386          | 53                                   | 53         | 0        | 53       | 47,337       |
| Schenectady    | 85                          | 311        | 229      | 82       | 57,552       | 124                                  | 156        | 25       | 131      | 99,068       |
| Schoharie      | 0                           | 0          | 0        | 0        | 0            | 5                                    | 8          | 4        | 4        | 2,089        |
| Schuyler       | 5                           | 14         | 9        | 5        | 2,634        | 8                                    | 14         | 6        | 8        | 4,060        |
| Seneca         | 6                           | 22         | 16       | 6        | 3,627        | 25                                   | 25         | 1        | 24       | 15,772       |
| Steuben        | 69                          | 234        | 176      | 58       | 32,494       | 130                                  | 160        | 25       | 135      | 59,148       |
| Suffolk        | 481                         | 1,660      | 1,279    | 381      | 519,594      | 900                                  | 1,060      | 162      | 898      | 538,480      |
| Sullivan       | 34                          | 141        | 107      | 34       | 18,439       | 115                                  | 123        | 8        | 115      | 88,208       |
| Tioga          | 11                          | 36         | 23       | 13       | 6,588        | 21                                   | 22         | 1        | 21       | 10,011       |
| Tompkins       | 41                          | 144        | 101      | 43       | 17,582       | 101                                  | 103        | 2        | 101      | 55,156       |
| Ulster         | 61                          | 233        | 166      | 67       | 56,066       | 150                                  | 185        | 38       | 147      | 93,754       |
| Warren         | 0                           | 0          | 0        | 0        | 0            | 42                                   | 42         | 0        | 42       | 52,924       |
| Washington     | 2                           | 9          | 7        | 2        | 1,092        | 61                                   | 65         | 9        | 56       | 49,393       |
| Wayne          | 14                          | 46         | 35       | 11       | 6,233        | 98                                   | 110        | 20       | 90       | 48,095       |
| Westchester    | 943                         | 3,192      | 2,236    | 956      | 990,832      | 1,090                                | 1,340      | 208      | 1,132    | 840,347      |
| Wyoming        | 5                           | 15         | 11       | 4        | 2,550        | 11                                   | 11         | 1        | 10       | 4,347        |
| Yates          | 1                           | 3          | 2        | 1        | 78           | 10                                   | 10         | 0        | 10       | 3,850        |

Note: Data from New York City does not allow the separation of Safety Net-FNP-Cash and Safety Net-FNP-Non-Cash data.

\*Includes non-disabled two-parent cases otherwise SNA-MOE.

Table 16  
**FOOD STAMPS**  
Households, Persons and Value of Food Stamps Benefits by Local District  
July 2007

| Local District | Total      |           |                      | Temporary Assistance |         |                      | Non-Temporary Assistance |         |                      |
|----------------|------------|-----------|----------------------|----------------------|---------|----------------------|--------------------------|---------|----------------------|
|                | Households | Persons   | Food Stamps Benefits | Households           | Persons | Food Stamps Benefits | Households               | Persons | Food Stamps Benefits |
| New York State | 950,566    | 1,792,916 | \$193,768,696        | 585,934              | 954,260 | \$107,749,733        | 364,632                  | 838,656 | \$86,018,963         |
| New York City  | 593,889    | 1,088,333 | 125,916,598          | 427,059              | 727,534 | 84,173,361           | 166,830                  | 360,799 | 41,743,237           |
| Rest of State  | 356,677    | 704,583   | 67,852,098           | 158,875              | 226,726 | 23,576,372           | 197,802                  | 477,857 | 44,275,726           |
| Albany         | 10,506     | 20,150    | 1,950,215            | 4,965                | 7,303   | 770,234              | 5,541                    | 12,847  | 1,179,981            |
| Allegany       | 2,188      | 4,311     | 382,949              | 1,002                | 1,379   | 139,859              | 1,186                    | 2,932   | 243,090              |
| Broome         | 9,793      | 19,157    | 1,907,180            | 4,427                | 6,392   | 729,052              | 5,366                    | 12,765  | 1,178,128            |
| Cattaraugus    | 3,565      | 6,897     | 603,279              | 1,395                | 1,758   | 169,237              | 2,170                    | 5,139   | 434,042              |
| Cayuga         | 3,105      | 6,606     | 614,016              | 1,015                | 1,337   | 138,227              | 2,090                    | 5,269   | 475,789              |
| Chautauqua     | 7,676      | 15,982    | 1,538,760            | 3,068                | 4,715   | 512,774              | 4,608                    | 11,267  | 1,025,986            |
| Chemung        | 4,968      | 10,184    | 989,740              | 2,204                | 3,351   | 355,218              | 2,764                    | 6,833   | 634,522              |
| Chenango       | 2,339      | 4,861     | 450,932              | 657                  | 779     | 72,626               | 1,682                    | 4,082   | 378,306              |
| Clinton        | 4,213      | 7,712     | 727,279              | 1,910                | 2,448   | 254,560              | 2,303                    | 5,264   | 472,719              |
| Columbia       | 1,761      | 3,024     | 270,841              | 797                  | 987     | 95,670               | 964                      | 2,037   | 175,171              |
| Cortland       | 2,191      | 4,306     | 391,757              | 905                  | 1,222   | 125,091              | 1,286                    | 3,084   | 266,666              |
| Delaware       | 1,615      | 2,849     | 240,848              | 666                  | 730     | 65,415               | 949                      | 2,119   | 175,433              |
| Dutchess       | 6,159      | 11,198    | 1,109,170            | 2,623                | 3,336   | 352,708              | 3,536                    | 7,862   | 756,462              |
| Erie           | 49,167     | 97,357    | 9,490,668            | 21,101               | 31,231  | 3,285,240            | 28,066                   | 66,126  | 6,205,428            |
| Essex          | 1,179      | 1,981     | 163,480              | 554                  | 654     | 51,443               | 625                      | 1,327   | 112,037              |
| Franklin       | 2,375      | 4,585     | 408,557              | 962                  | 1,217   | 110,434              | 1,413                    | 3,368   | 298,123              |
| Fulton         | 2,856      | 5,649     | 529,898              | 977                  | 1,072   | 101,921              | 1,879                    | 4,577   | 427,977              |
| Genesee        | 2,057      | 4,155     | 391,145              | 710                  | 868     | 91,632               | 1,347                    | 3,287   | 299,513              |
| Greene         | 1,752      | 3,224     | 304,793              | 819                  | 1,123   | 120,914              | 933                      | 2,101   | 183,879              |
| Hamilton       | 165        | 239       | 15,680               | 27                   | 36      | 3,148                | 138                      | 203     | 12,532               |
| Herkimer       | 2,948      | 5,950     | 555,992              | 946                  | 1,144   | 117,169              | 2,002                    | 4,806   | 438,823              |
| Jefferson      | 4,623      | 9,427     | 829,060              | 1,718                | 1,992   | 170,555              | 2,905                    | 7,435   | 658,505              |
| Lewis          | 1,014      | 2,087     | 181,117              | 355                  | 435     | 38,248               | 659                      | 1,652   | 142,869              |
| Livingston     | 2,123      | 4,098     | 384,718              | 683                  | 891     | 96,805               | 1,440                    | 3,207   | 287,913              |
| Madison        | 2,255      | 4,698     | 422,906              | 718                  | 840     | 77,662               | 1,537                    | 3,858   | 345,244              |
| Monroe         | 37,903     | 76,658    | 7,532,844            | 19,663               | 32,100  | 3,462,448            | 18,240                   | 44,558  | 4,070,396            |
| Montgomery     | 2,752      | 5,961     | 564,834              | 962                  | 1,263   | 120,829              | 1,790                    | 4,698   | 444,005              |
| Nassau         | 16,959     | 26,913    | 2,876,938            | 10,291               | 14,252  | 1,606,452            | 6,668                    | 12,661  | 1,270,486            |
| Niagara        | 9,436      | 18,047    | 1,744,534            | 4,120                | 5,795   | 606,496              | 5,316                    | 12,252  | 1,138,038            |
| Oneida         | 12,254     | 25,296    | 2,367,522            | 4,964                | 7,379   | 757,104              | 7,290                    | 17,917  | 1,610,418            |
| Onondaga       | 19,418     | 40,972    | 3,959,813            | 8,050                | 11,644  | 1,204,622            | 11,368                   | 29,328  | 2,755,191            |
| Ontario        | 3,170      | 5,945     | 544,538              | 1,271                | 1,751   | 181,753              | 1,899                    | 4,194   | 362,785              |
| Orange         | 9,588      | 23,242    | 2,324,687            | 3,745                | 5,676   | 604,733              | 5,843                    | 17,566  | 1,719,954            |
| Orleans        | 1,852      | 3,955     | 358,367              | 712                  | 1,036   | 112,899              | 1,140                    | 2,919   | 245,468              |
| Oswego         | 4,780      | 11,045    | 1,016,822            | 1,603                | 2,172   | 214,347              | 3,177                    | 8,873   | 802,475              |
| Otsego         | 1,737      | 3,320     | 303,436              | 618                  | 690     | 64,853               | 1,119                    | 2,630   | 238,583              |
| Putnam         | 778        | 992       | 82,046               | 426                  | 453     | 36,683               | 352                      | 539     | 45,363               |
| Rensselaer     | 5,682      | 11,584    | 1,138,227            | 2,365                | 3,851   | 407,799              | 3,317                    | 7,733   | 730,428              |
| Rockland       | 7,309      | 21,778    | 2,112,569            | 2,473                | 3,520   | 313,035              | 4,836                    | 18,258  | 1,799,534            |
| St.Lawrence    | 5,004      | 10,299    | 939,746              | 2,090                | 2,809   | 287,195              | 2,914                    | 7,490   | 652,551              |
| Saratoga       | 4,304      | 7,819     | 713,324              | 1,361                | 1,422   | 136,163              | 2,943                    | 6,397   | 577,161              |
| Schenectady    | 6,512      | 13,324    | 1,272,160            | 2,798                | 3,884   | 399,262              | 3,714                    | 9,440   | 872,898              |
| Schoharie      | 1,024      | 1,897     | 171,655              | 349                  | 401     | 38,983               | 675                      | 1,496   | 132,672              |
| Schuyler       | 687        | 1,372     | 122,473              | 282                  | 412     | 40,868               | 405                      | 960     | 81,605               |
| Seneca         | 1,019      | 1,850     | 159,546              | 355                  | 412     | 36,904               | 664                      | 1,438   | 122,642              |
| Steuben        | 3,758      | 7,850     | 697,120              | 1,636                | 2,343   | 231,052              | 2,122                    | 5,507   | 466,068              |
| Suffolk        | 23,574     | 39,461    | 3,914,898            | 13,023               | 17,467  | 1,765,741            | 10,551                   | 21,994  | 2,149,157            |
| Sullivan       | 3,346      | 6,642     | 585,786              | 1,617                | 2,199   | 203,589              | 1,729                    | 4,443   | 382,197              |
| Tioga          | 1,757      | 3,824     | 350,712              | 596                  | 805     | 85,968               | 1,161                    | 3,019   | 264,744              |
| Tompkins       | 2,918      | 5,576     | 523,935              | 1,327                | 1,880   | 191,531              | 1,591                    | 3,696   | 332,404              |
| Ulster         | 5,230      | 9,587     | 905,428              | 2,541                | 3,453   | 347,162              | 2,689                    | 6,134   | 558,266              |
| Warren         | 2,114      | 3,831     | 339,524              | 871                  | 942     | 87,857               | 1,243                    | 2,889   | 251,667              |
| Washington     | 2,212      | 4,298     | 387,696              | 858                  | 1,038   | 110,932              | 1,354                    | 3,260   | 276,764              |
| Wayne          | 3,329      | 6,138     | 560,079              | 1,317                | 1,597   | 166,441              | 2,012                    | 4,541   | 393,638              |
| Westchester    | 21,636     | 40,397    | 4,076,261            | 10,691               | 15,949  | 1,615,623            | 10,945                   | 24,448  | 2,460,638            |
| Wyoming        | 1,060      | 2,087     | 180,584              | 398                  | 525     | 54,538               | 662                      | 1,562   | 126,046              |
| Yates          | 982        | 1,936     | 169,014              | 298                  | 366     | 36,668               | 684                      | 1,570   | 132,346              |

Note: Food Stamps households containing only SSI recipients are counted as TA in accordance with Federal reporting requirements.

Table 17  
**SUPPLEMENTAL SECURITY INCOME**  
 Recipients, Total Program Expenditures, Federal and State Shares, by Local District  
 July 2007

| Local District  | Expenditures |               |               |              |
|-----------------|--------------|---------------|---------------|--------------|
|                 | Recipients   | Total         | Federal       | State        |
| New York State* | 646,873      | \$336,698,862 | \$285,720,655 | \$50,978,207 |
| New York City   | 405,637      | 216,475,702   | 187,043,430   | 29,432,272   |
| Rest of State   | 232,904      | 116,931,640   | 96,455,144    | 20,476,496   |
| Albany          | 6,653        | 3,312,448     | 2,721,286     | 591,162      |
| Allegany        | 1,479        | 788,314       | 641,885       | 146,429      |
| Broome          | 5,907        | 3,048,812     | 2,582,940     | 465,872      |
| Cattaraugus     | 2,393        | 1,219,451     | 1,018,812     | 200,639      |
| Cayuga          | 1,810        | 873,634       | 699,932       | 173,702      |
| Chautauqua      | 4,222        | 2,164,596     | 1,795,904     | 368,692      |
| Chemung         | 3,115        | 1,540,476     | 1,293,334     | 247,142      |
| Chenango        | 1,492        | 707,319       | 614,297       | 93,022       |
| Clinton         | 2,725        | 1,363,505     | 1,146,684     | 216,821      |
| Columbia        | 1,471        | 688,698       | 527,128       | 161,570      |
| Cortland        | 1,191        | 566,492       | 468,404       | 98,088       |
| Delaware        | 1,184        | 549,391       | 458,283       | 91,108       |
| Dutchess        | 4,596        | 2,279,678     | 1,727,312     | 552,366      |
| Erie            | 26,235       | 13,655,409    | 11,471,710    | 2,183,699    |
| Essex           | 967          | 471,299       | 361,359       | 109,940      |
| Franklin        | 1,650        | 798,676       | 656,900       | 141,776      |
| Fulton          | 1,799        | 846,920       | 680,985       | 165,935      |
| Genesee         | 1,037        | 490,555       | 386,550       | 104,005      |
| Greene          | 1,228        | 563,869       | 469,553       | 94,316       |
| Hamilton        | 71           | 27,014        | 22,887        | 4,127        |
| Herkimer        | 1,622        | 805,387       | 666,842       | 138,545      |
| Jefferson       | 2,890        | 1,420,026     | 1,203,748     | 216,278      |
| Lewis           | 650          | 300,990       | 251,312       | 49,678       |
| Livingston      | 1,033        | 549,776       | 471,938       | 77,838       |
| Madison         | 1,310        | 625,578       | 512,148       | 113,430      |
| Monroe          | 20,359       | 10,958,001    | 9,280,257     | 1,677,744    |
| Montgomery      | 1,551        | 740,769       | 601,848       | 138,921      |
| Nassau          | 17,217       | 8,231,725     | 6,680,128     | 1,551,597    |
| Niagara         | 5,231        | 2,607,891     | 2,164,773     | 443,118      |
| Oneida          | 7,490        | 3,750,269     | 3,176,692     | 573,577      |
| Onondaga        | 12,743       | 6,680,595     | 5,704,917     | 975,678      |
| Ontario         | 1,664        | 884,706       | 737,867       | 146,839      |
| Orange          | 6,112        | 3,044,904     | 2,519,086     | 525,818      |
| Orleans         | 950          | 441,068       | 372,987       | 68,081       |
| Oswego          | 3,163        | 1,641,737     | 1,410,914     | 230,823      |
| Otsego          | 1,322        | 637,334       | 505,600       | 131,734      |
| Putnam          | 792          | 375,139       | 278,064       | 97,075       |
| Rensselaer      | 3,436        | 1,705,137     | 1,387,811     | 317,326      |
| Rockland        | 4,483        | 2,239,048     | 1,659,616     | 579,432      |
| St. Lawrence    | 3,812        | 1,895,646     | 1,609,410     | 286,236      |
| Saratoga        | 2,598        | 1,237,294     | 1,011,691     | 225,603      |
| Schenectady     | 4,494        | 2,212,677     | 1,844,180     | 368,497      |
| Schoharie       | 698          | 335,979       | 258,811       | 77,168       |
| Schuyler        | 426          | 200,089       | 164,529       | 35,560       |
| Seneca          | 676          | 342,679       | 282,180       | 60,499       |
| Steuben         | 3,035        | 1,564,516     | 1,339,924     | 224,592      |
| Suffolk         | 20,599       | 10,217,324    | 8,105,228     | 2,112,096    |
| Sullivan        | 2,463        | 1,273,741     | 963,782       | 309,959      |
| Tioga           | 1,088        | 523,664       | 446,881       | 76,783       |
| Tompkins        | 1,618        | 819,738       | 669,209       | 150,529      |
| Ulster          | 3,969        | 1,924,689     | 1,565,287     | 359,402      |
| Warren          | 1,508        | 735,515       | 605,612       | 129,903      |
| Washington      | 1,519        | 673,647       | 553,708       | 119,939      |
| Wayne           | 1,940        | 940,114       | 789,407       | 150,707      |
| Westchester     | 16,087       | 7,893,707     | 6,461,600     | 1,432,107    |
| Wyoming         | 628          | 305,750       | 256,293       | 49,457       |
| Yates           | 503          | 238,235       | 194,719       | 43,516       |
| Mental Hygiene  | 8,332        | 3,291,520     | 2,222,081     | 1,069,439    |

\* Only NYS includes Mental Hygiene

Table 18  
**SUPPLEMENTAL SECURITY INCOME**  
 SSI Recipients by Living Arrangement and Location  
 July 2007

| Living Arrangement             | New York State | New York City  | Rest of State  | Mental Hygiene |
|--------------------------------|----------------|----------------|----------------|----------------|
| Living Alone                   | 332,395        | 225,778        | 106,434        | 183            |
| Living With Others             | 226,424        | 138,256        | 87,951         | 217            |
| Living in Household of Another | 25,797         | 16,069         | 9,727          | 1              |
| Congregate Care Level 1        | 4,055          | 411            | 405            | 3,239          |
| Congregate Care Level 2        | 25,767         | 8,655          | 16,096         | 1,016          |
| Congregate Care Level 3        | 12,782         | 6,397          | 6,382          | 3              |
| Title XIX Institution          | 13,876         | 8,407          | 4,081          | 1,388          |
| Other*                         | 5,777          | 1,664          | 1,828          | 2,285          |
| <b>Total</b>                   | <b>646,873</b> | <b>405,637</b> | <b>232,904</b> | <b>8,332</b>   |

Table 19  
**SUPPLEMENTAL SECURITY INCOME**  
 SSI Recipients by Living Arrangement and Category of Assistance  
 July 2007

| Living Arrangement             | Category of Assistance |                |              |                |
|--------------------------------|------------------------|----------------|--------------|----------------|
|                                | Total                  | Aged           | Blind        | Disabled       |
| Living Alone                   | 332,395                | 100,687        | 1,509        | 230,199        |
| Living With Others             | 226,424                | 18,361         | 985          | 207,078        |
| Living in Household of Another | 25,797                 | 9,267          | 130          | 16,400         |
| Congregate Care Level 1        | 4,055                  | 133            | 20           | 3,902          |
| Congregate Care Level 2        | 25,767                 | 465            | 154          | 25,148         |
| Congregate Care Level 3        | 12,782                 | 3,930          | 44           | 8,808          |
| Title XIX Institution & Other* | 19,653                 | 2,832          | 112          | 16,709         |
| <b>Total</b>                   | <b>646,873</b>         | <b>135,675</b> | <b>2,954</b> | <b>508,244</b> |

\* "Other" includes SSI recipients either a) residing in a private medical facility and Medicaid is paying for less than 50% of the cost of care, b) residing in certain publicly operated residential facilities serving 16 or fewer residents, or c) residing in a public emergency shelter for six calendar months during a nine month period. Such cases receive no state SSI supplement.

Table 20  
CHILD SUPPORT COLLECTIONS (IV-D)  
July 2007

| Local District | Total         | Current Assistance | Former Assistance | Never Assistance |
|----------------|---------------|--------------------|-------------------|------------------|
| New York State | \$121,129,724 | \$5,308,619        | \$36,060,352      | \$79,760,753     |
| New York City  | 45,869,494    | 2,784,264          | 14,756,291        | 28,328,939       |
| Rest of State  | 75,260,230    | 2,524,355          | 21,304,061        | 51,431,814       |
| Albany         | 2,157,115     | 71,101             | 509,004           | 1,577,010        |
| Allegany       | 474,576       | 32,702             | 238,598           | 203,276          |
| Broome         | 1,313,177     | 64,431             | 439,311           | 809,435          |
| Cattaraugus    | 761,636       | 34,105             | 297,497           | 430,034          |
| Cayuga         | 735,360       | 22,841             | 229,249           | 483,270          |
| Chautauqua     | 1,143,766     | 54,385             | 574,957           | 514,424          |
| Chemung        | 721,337       | 35,948             | 258,175           | 427,214          |
| Chenango       | 411,919       | 8,042              | 126,797           | 277,080          |
| Clinton        | 677,417       | 34,435             | 215,490           | 427,492          |
| Columbia       | 450,058       | 11,311             | 125,475           | 313,272          |
| Cortland       | 389,538       | 19,551             | 125,498           | 244,489          |
| Delaware       | 354,611       | 9,999              | 106,304           | 238,308          |
| Dutchess       | 2,220,946     | 57,389             | 414,019           | 1,749,538        |
| Erie           | 5,094,779     | 217,778            | 2,310,258         | 2,566,743        |
| Essex          | 280,705       | 6,265              | 128,913           | 145,527          |
| Franklin       | 456,508       | 12,270             | 153,453           | 290,785          |
| Fulton         | 515,538       | 8,240              | 180,295           | 327,003          |
| Genesee        | 452,837       | 11,152             | 130,605           | 311,080          |
| Greene         | 382,982       | 13,887             | 122,713           | 246,382          |
| Hamilton       | 30,352        | 111                | 9,215             | 21,026           |
| Herkimer       | 530,666       | 17,917             | 199,196           | 313,553          |
| Jefferson      | 1,022,522     | 31,886             | 365,863           | 624,773          |
| Lewis          | 264,531       | 5,075              | 78,180            | 181,276          |
| Livingston     | 584,684       | 15,437             | 216,914           | 352,333          |
| Madison        | 453,237       | 9,118              | 121,404           | 322,715          |
| Monroe         | 4,846,512     | 230,286            | 1,832,404         | 2,783,822        |
| Montgomery     | 433,973       | 21,201             | 142,557           | 270,215          |
| Nassau         | 7,154,465     | 176,992            | 1,009,136         | 5,968,337        |
| Niagara        | 1,400,054     | 71,785             | 649,473           | 678,796          |
| Oneida         | 1,189,851     | 65,377             | 449,155           | 675,319          |
| Onondaga       | 3,341,794     | 106,533            | 1,272,656         | 1,962,605        |
| Ontario        | 846,132       | 28,388             | 217,295           | 600,449          |
| Orange         | 2,622,024     | 91,049             | 531,661           | 1,999,314        |
| Orleans        | 350,744       | 14,354             | 152,529           | 183,861          |
| Oswego         | 1,098,465     | 37,946             | 453,356           | 607,163          |
| Otsego         | 417,554       | 5,917              | 96,040            | 315,597          |
| Putnam         | 549,028       | 11,113             | 55,255            | 482,660          |
| Rensselaer     | 1,347,622     | 51,637             | 386,199           | 909,786          |
| Rockland       | 2,058,310     | 39,388             | 385,900           | 1,633,022        |
| St.Lawrence    | 931,626       | 39,124             | 366,620           | 525,882          |
| Saratoga       | 1,471,122     | 13,637             | 212,585           | 1,244,900        |
| Schenectady    | 1,182,147     | 31,468             | 264,927           | 885,752          |
| Schoharie      | 297,544       | 9,529              | 101,682           | 186,333          |
| Schuyler       | 147,295       | 4,776              | 43,300            | 99,219           |
| Seneca         | 309,000       | 6,958              | 84,606            | 217,436          |
| Steuben        | 846,682       | 31,100             | 356,378           | 459,204          |
| Suffolk        | 10,167,522    | 286,640            | 1,942,179         | 7,938,703        |
| Sullivan       | 538,789       | 25,173             | 190,596           | 323,020          |
| Tioga          | 390,876       | 11,514             | 127,400           | 251,962          |
| Tompkins       | 592,491       | 27,257             | 218,467           | 346,767          |
| Ulster         | 1,297,513     | 39,985             | 320,558           | 936,970          |
| Warren         | 695,311       | 17,040             | 166,846           | 511,425          |
| Washington     | 588,491       | 25,066             | 158,430           | 404,995          |
| Wayne          | 845,573       | 19,764             | 218,866           | 606,943          |
| Westchester    | 4,934,712     | 164,538            | 1,071,887         | 3,698,287        |
| Wyoming        | 301,407       | 10,585             | 83,871            | 206,951          |
| Yates          | 184,804       | 2,859              | 63,864            | 118,081          |

Note: Effective February 1999, collection amounts include collections made on behalf of other states.

Table 21  
**AGGREGATE CLAIMS**  
**ALL TEMPORARY ASSISTANCE**  
Family Assistance, Safety Net Assistance - FP, Safety Net Assistance - MOE, Safety Net Assistance Non-MOE  
July 2007

| Month          | New York State |                  |                         | New York City |                  |                         | Rest of State |                  |                         |
|----------------|----------------|------------------|-------------------------|---------------|------------------|-------------------------|---------------|------------------|-------------------------|
|                | Recipients     | Net Expenditures | Monthly Average Payment | Recipients    | Net Expenditures | Monthly Average Payment | Recipients    | Net Expenditures | Monthly Average Payment |
| August 2005    | 603,128        | \$165,003,284    | \$273.58                | 414,902       | \$116,218,090    | \$280.11                | 188,226       | \$48,785,194     | \$259.18                |
| September 2005 | 599,547        | \$174,248,782    | \$290.63                | 412,623       | \$128,350,932    | \$311.06                | 186,924       | \$45,897,850     | \$245.54                |
| October 2005   | 602,758        | \$180,933,435    | \$300.18                | 416,844       | \$132,816,503    | \$318.62                | 185,914       | \$48,116,932     | \$258.81                |
| November 2005  | 597,888        | \$173,010,192    | \$289.37                | 413,477       | \$126,340,718    | \$305.56                | 184,411       | \$46,669,474     | \$253.07                |
| December 2005  | 599,755        | \$210,018,960    | \$350.17                | 413,513       | \$157,907,281    | \$381.87                | 186,242       | \$52,111,679     | \$279.81                |
| January 2006   | 595,187        | \$181,496,369    | \$304.94                | 411,473       | \$132,786,218    | \$322.71                | 183,714       | \$48,710,151     | \$265.14                |
| February 2006  | 588,272        | \$182,042,915    | \$309.45                | 404,343       | \$131,891,105    | \$326.19                | 183,929       | \$50,151,810     | \$272.67                |
| March 2006     | 586,948        | \$183,554,300    | \$312.73                | 401,027       | \$130,724,658    | \$325.97                | 185,921       | \$52,829,642     | \$284.15                |
| April 2006     | 577,246        | \$177,792,909    | \$308.00                | 396,627       | \$131,144,015    | \$330.65                | 180,619       | \$46,648,894     | \$258.27                |
| May 2006       | 578,056        | \$179,909,242    | \$311.23                | 395,388       | \$128,878,296    | \$325.95                | 182,668       | \$51,030,946     | \$279.36                |
| June 2006      | 574,327        | \$198,667,957    | \$345.91                | 392,629       | \$149,679,526    | \$381.22                | 181,698       | \$48,988,431     | \$269.61                |
| July 2006      | 566,263        | \$158,252,438    | \$279.47                | 387,715       | \$113,744,475    | \$293.37                | 178,548       | \$44,507,963     | \$249.28                |
| August 2006    | 567,983        | \$181,509,989    | \$319.57                | 388,029       | \$134,890,203    | \$347.63                | 179,954       | \$46,619,786     | \$259.07                |
| September 2006 | 557,886        | \$180,890,927    | \$324.24                | 381,709       | \$135,719,176    | \$355.56                | 176,177       | \$45,171,751     | \$256.40                |
| October 2006   | 563,696        | \$170,103,037    | \$301.76                | 385,739       | \$122,292,585    | \$317.03                | 177,957       | \$47,810,452     | \$268.66                |
| November 2006  | 554,983        | \$169,186,876    | \$304.85                | 378,933       | \$123,904,881    | \$326.98                | 176,050       | \$45,281,995     | \$257.21                |
| December 2006  | 554,998        | \$193,920,455    | \$349.41                | 379,539       | \$142,368,056    | \$375.11                | 175,459       | \$51,552,399     | \$293.81                |
| January 2007   | 550,881        | \$168,727,470    | \$306.29                | 376,698       | \$123,769,082    | \$328.56                | 174,183       | \$44,958,388     | \$258.11                |
| February 2007  | 541,503        | \$173,412,221    | \$320.24                | 368,444       | \$128,134,510    | \$347.77                | 173,059       | \$45,277,711     | \$261.63                |
| March 2007     | 542,506        | \$186,918,331    | \$344.55                | 367,675       | \$138,093,505    | \$375.59                | 174,831       | \$48,824,826     | \$279.27                |
| April 2007     | 535,447        | \$169,362,991    | \$316.30                | 362,287       | \$120,024,498    | \$331.30                | 173,160       | \$49,338,493     | \$284.93                |
| May 2007       | 537,080        | \$177,655,209    | \$330.78                | 362,676       | \$130,379,012    | \$359.49                | 174,404       | \$47,276,197     | \$271.07                |
| June 2007      | 531,307        | \$172,181,696    | \$324.07                | 359,484       | \$127,738,192    | \$355.34                | 171,823       | \$44,443,504     | \$258.66                |
| July 2007      | 527,243        | \$152,403,562    | \$289.06                | 357,997       | \$114,577,880    | \$320.05                | 169,246       | \$37,825,682     | \$223.50                |

Footnote:

Data pursuant to a NYS Legislative mandate S. 6057-B/A. 9557-B, Chapter 57, L. 2004.

Based on local district claims submitted on claims Schedules A and C. Includes reimbursable expenditures for basic assistance, rent supplements, family shelters, domestic violence shelters, security deposits, transitional services, diversion transportation, diversion payments, and other non-assistance. These claims are net of cancellations and refunds, and include any reconciliations and supplemental claims applied to the month after initial expenditure reporting is done. Thus, these data differ from the expenditure data presented elsewhere in this document, which are derived from original payment issuance activity during the month, net of cancellations and refunds in that month.

District claiming activity for recent months is generally not complete before the statutorily required due date for this report. Thus, claims for recent months may appear substantially below those for earlier months. Claims tables in future months of this report will continue to include the historical periods above, adjusted for claiming activity occurring subsequent to this report.

Table 22  
**AGGREGATE CLAIMS**  
**FEDERALLY PARTICIPATING - TANF**  
**Family Assistance & Safety Net Assistance - FP**  
**July 2007**

| Month          | New York State |                  |                         | New York City |                  |                         | Rest of State |                  |                         |
|----------------|----------------|------------------|-------------------------|---------------|------------------|-------------------------|---------------|------------------|-------------------------|
|                | Recipients     | Net Expenditures | Monthly Average Payment | Recipients    | Net Expenditures | Monthly Average Payment | Recipients    | Net Expenditures | Monthly Average Payment |
| August 2005    | 314,453        | \$87,791,237     | \$279.19                | 196,230       | \$59,163,469     | \$301.50                | 118,223       | \$28,627,768     | \$242.15                |
| September 2005 | 313,779        | \$87,848,220     | \$279.97                | 195,550       | \$60,628,922     | \$310.04                | 118,229       | \$27,219,298     | \$230.23                |
| October 2005   | 315,413        | \$91,825,970     | \$291.13                | 198,107       | \$62,709,653     | \$316.54                | 117,306       | \$29,116,317     | \$248.21                |
| November 2005  | 311,630        | \$88,068,044     | \$282.60                | 195,611       | \$60,857,713     | \$311.12                | 116,019       | \$27,210,331     | \$234.53                |
| December 2005  | 311,509        | \$106,005,955    | \$340.30                | 194,431       | \$74,804,871     | \$384.74                | 117,078       | \$31,201,084     | \$266.50                |
| January 2006   | 307,526        | \$91,395,311     | \$297.20                | 192,688       | \$63,305,249     | \$328.54                | 114,838       | \$28,090,062     | \$244.61                |
| February 2006  | 300,536        | \$91,516,664     | \$304.51                | 186,243       | \$61,519,451     | \$330.32                | 114,293       | \$29,997,213     | \$262.46                |
| March 2006     | 300,021        | \$97,639,240     | \$325.44                | 185,079       | \$67,099,894     | \$362.55                | 114,942       | \$30,539,346     | \$265.69                |
| April 2006     | 294,360        | \$86,237,161     | \$292.96                | 182,478       | \$59,062,526     | \$323.67                | 111,882       | \$27,174,635     | \$242.89                |
| May 2006       | 294,572        | \$91,488,654     | \$310.58                | 182,211       | \$63,206,067     | \$346.88                | 112,361       | \$28,282,587     | \$251.71                |
| June 2006      | 291,798        | \$107,213,695    | \$367.42                | 179,862       | \$79,391,315     | \$441.40                | 111,936       | \$27,822,380     | \$248.56                |
| July 2006      | 288,187        | \$80,086,907     | \$277.90                | 178,278       | \$54,999,202     | \$308.50                | 109,909       | \$25,087,705     | \$228.26                |
| August 2006    | 289,528        | \$88,865,350     | \$306.93                | 179,082       | \$62,840,320     | \$350.90                | 110,446       | \$26,025,030     | \$235.64                |
| September 2006 | 285,690        | \$91,416,892     | \$319.99                | 177,053       | \$65,973,998     | \$372.62                | 108,637       | \$25,442,894     | \$234.20                |
| October 2006   | 274,834        | \$79,499,171     | \$289.26                | 171,498       | \$54,604,297     | \$318.40                | 103,336       | \$24,894,874     | \$240.91                |
| November 2006  | 269,226        | \$80,681,272     | \$299.68                | 167,607       | \$56,383,718     | \$336.40                | 101,619       | \$24,297,554     | \$239.10                |
| December 2006  | 268,538        | \$99,478,085     | \$370.44                | 167,722       | \$71,082,616     | \$423.81                | 100,816       | \$28,395,469     | \$281.66                |
| January 2007   | 265,473        | \$82,332,542     | \$310.14                | 165,871       | \$58,640,736     | \$353.53                | 99,602        | \$23,691,806     | \$237.86                |
| February 2007  | 259,315        | \$81,423,057     | \$313.99                | 161,310       | \$58,549,534     | \$362.96                | 98,005        | \$22,873,523     | \$233.39                |
| March 2007     | 258,435        | \$92,575,091     | \$358.21                | 160,711       | \$67,846,050     | \$422.16                | 97,724        | \$24,729,041     | \$253.05                |
| April 2007     | 254,774        | \$79,515,501     | \$312.10                | 158,034       | \$53,894,389     | \$341.03                | 96,740        | \$25,621,112     | \$264.85                |
| May 2007       | 254,819        | \$85,456,382     | \$335.36                | 157,655       | \$61,258,140     | \$388.56                | 97,164        | \$24,198,242     | \$249.05                |
| June 2007      | 251,518        | \$85,397,577     | \$339.53                | 156,112       | \$62,801,153     | \$402.28                | 95,406        | \$22,596,424     | \$236.84                |
| July 2007      | 255,785        | \$72,330,023     | \$282.78                | 161,356       | \$52,867,445     | \$327.64                | 94,429        | \$19,462,578     | \$206.11                |

**Footnote:**

Data pursuant to a NYS Legislative mandate S. 6057-B/A. 9557-B, Chapter 57, L. 2004.

Based on local district claims submitted on claims Schedules A and C. Includes reimbursable expenditures for basic assistance, rent supplements, family shelters, domestic violence shelters, security deposits, transitional services, diversion transportation, diversion payments, and other non-assistance. These claims are net of cancellations and refunds, and include any reconciliations and supplemental claims applied to the month after initial expenditure reporting is done. Thus, these data differ from the expenditure data presented elsewhere in this document, which are derived from original payment issuance activity during the month, net of cancellations and refunds in that month.

District claiming activity for recent months is generally not complete before the statutorily required due date for this report. Thus, claims for recent months may appear substantially below those for earlier months. Claims tables in future months of this report will continue to include the historical periods above, adjusted for claiming activity occurring subsequent to this report.

Table 23  
**AGGREGATE CLAIMS**  
**FEDERALLY NON - PARTICIPATING**  
**Safety Net Assistance - MOE**  
**July 2007**

| Month          | New York State |                  |                         | New York City |                  |                         | Rest of State |                  |                         |
|----------------|----------------|------------------|-------------------------|---------------|------------------|-------------------------|---------------|------------------|-------------------------|
|                | Recipients     | Net Expenditures | Monthly Average Payment | Recipients    | Net Expenditures | Monthly Average Payment | Recipients    | Net Expenditures | Monthly Average Payment |
| August 2005    | 143,289        | \$27,719,272     | \$193.45                | 109,521       | \$21,483,695     | \$196.16                | 33,768        | \$6,235,577      | \$184.66                |
| September 2005 | 141,610        | \$26,245,052     | \$185.33                | 108,091       | \$20,232,258     | \$187.18                | 33,519        | \$6,012,794      | \$179.38                |
| October 2005   | 141,345        | \$27,614,128     | \$195.37                | 108,048       | \$21,738,072     | \$201.19                | 33,297        | \$5,876,056      | \$176.47                |
| November 2005  | 139,789        | \$27,772,880     | \$198.68                | 106,653       | \$21,599,213     | \$202.52                | 33,136        | \$6,173,667      | \$186.31                |
| December 2005  | 140,432        | \$28,354,622     | \$201.91                | 106,940       | \$21,808,646     | \$203.93                | 33,492        | \$6,545,976      | \$195.45                |
| January 2006   | 139,119        | \$26,683,676     | \$191.80                | 105,931       | \$20,341,039     | \$192.02                | 33,188        | \$6,342,637      | \$191.11                |
| February 2006  | 139,814        | \$28,371,703     | \$202.92                | 106,430       | \$21,949,885     | \$206.24                | 33,384        | \$6,421,818      | \$192.36                |
| March 2006     | 137,366        | \$29,338,057     | \$213.58                | 104,063       | \$21,809,441     | \$209.58                | 33,303        | \$7,528,616      | \$226.06                |
| April 2006     | 133,686        | \$26,602,598     | \$198.99                | 100,818       | \$20,165,877     | \$200.02                | 32,868        | \$6,436,721      | \$195.84                |
| May 2006       | 132,251        | \$24,534,841     | \$185.52                | 99,312        | \$17,903,088     | \$180.27                | 32,939        | \$6,631,753      | \$201.33                |
| June 2006      | 132,002        | \$31,844,282     | \$241.24                | 98,996        | \$25,305,245     | \$255.62                | 33,006        | \$6,539,037      | \$198.12                |
| July 2006      | 129,652        | \$25,470,258     | \$196.45                | 96,999        | \$19,695,853     | \$203.05                | 32,653        | \$5,774,405      | \$176.84                |
| August 2006    | 127,964        | \$26,967,641     | \$210.74                | 95,370        | \$21,117,671     | \$221.43                | 32,594        | \$5,849,970      | \$179.48                |
| September 2006 | 125,323        | \$29,769,531     | \$237.54                | 92,926        | \$23,547,691     | \$253.40                | 32,397        | \$6,221,840      | \$192.05                |
| October 2006   | 120,309        | \$24,163,720     | \$200.85                | 89,452        | \$17,362,138     | \$194.09                | 30,857        | \$6,801,582      | \$220.42                |
| November 2006  | 119,352        | \$23,773,838     | \$199.19                | 88,604        | \$18,127,561     | \$204.59                | 30,748        | \$5,646,277      | \$183.63                |
| December 2006  | 118,788        | \$30,357,867     | \$255.56                | 88,187        | \$23,696,713     | \$268.71                | 30,601        | \$6,661,154      | \$217.68                |
| January 2007   | 117,639        | \$26,310,359     | \$223.65                | 87,253        | \$20,362,739     | \$233.38                | 30,386        | \$5,947,620      | \$195.74                |
| February 2007  | 116,263        | \$26,491,810     | \$227.86                | 85,901        | \$20,254,963     | \$235.79                | 30,362        | \$6,236,847      | \$205.42                |
| March 2007     | 114,985        | \$30,137,457     | \$262.10                | 84,700        | \$24,042,307     | \$283.85                | 30,285        | \$6,095,150      | \$201.26                |
| April 2007     | 113,830        | \$25,742,909     | \$226.15                | 83,642        | \$19,288,157     | \$230.60                | 30,188        | \$6,454,752      | \$213.82                |
| May 2007       | 113,701        | \$23,220,185     | \$204.22                | 83,585        | \$17,248,590     | \$206.36                | 30,116        | \$5,971,595      | \$198.29                |
| June 2007      | 114,796        | \$29,682,566     | \$258.57                | 84,862        | \$23,667,827     | \$278.90                | 29,934        | \$6,014,739      | \$200.93                |
| July 2007      | 125,759        | \$26,901,523     | \$213.91                | 96,087        | \$21,856,825     | \$227.47                | 29,672        | \$5,044,698      | \$170.02                |

Footnote:  
Data pursuant to a NYS Legislative mandate S. 6057-B/A. 9557-B, Chapter 57, L. 2004.  
Based on local district claims submitted on claims Schedules A and C. Includes reimbursable expenditures for basic assistance, rent supplements, family shelters, domestic violence shelters, security deposits, transitional services, diversion transportation, diversion payments, and other non-assistance. These claims are net of cancellations and refunds, and include any reconciliations and supplemental claims applied to the month after initial expenditure reporting is done. Thus, these data differ from the expenditure data presented elsewhere in this document, which are derived from original payment issuance activity during the month, net of cancellations and refunds in that month.  
District claiming activity for recent months is generally not complete before the statutorily required due date for this report. Thus, claims for recent months may appear substantially below those for earlier months. Claims tables in future months of this report will continue to include the historical periods above, adjusted for claiming activity occurring subsequent to this report.



Table 24  
**AGGREGATE CLAIMS**  
**FEDERALLY NON - PARTICIPATING**  
**Safety Net Assistance - Non-MOE**  
**July 2007**

| Month          | New York State |                  |                         | New York City |                  |                         | Rest of State |                  |                         |
|----------------|----------------|------------------|-------------------------|---------------|------------------|-------------------------|---------------|------------------|-------------------------|
|                | Recipients     | Net Expenditures | Monthly Average Payment | Recipients    | Net Expenditures | Monthly Average Payment | Recipients    | Net Expenditures | Monthly Average Payment |
| August 2005    | 145,386        | \$49,492,775     | \$340.42                | 109,151       | \$35,570,926     | \$325.89                | 36,235        | \$13,921,849     | \$384.21                |
| September 2005 | 144,158        | \$60,155,510     | \$417.29                | 108,982       | \$47,489,752     | \$435.76                | 35,176        | \$12,665,758     | \$360.07                |
| October 2005   | 146,000        | \$61,493,337     | \$421.19                | 110,689       | \$48,368,778     | \$436.98                | 35,311        | \$13,124,559     | \$371.68                |
| November 2005  | 146,469        | \$57,169,268     | \$390.32                | 111,213       | \$43,883,792     | \$394.59                | 35,256        | \$13,285,476     | \$376.83                |
| December 2005  | 147,814        | \$75,658,383     | \$511.85                | 112,142       | \$61,293,764     | \$546.57                | 35,672        | \$14,364,619     | \$402.69                |
| January 2006   | 148,542        | \$63,417,382     | \$426.93                | 112,854       | \$49,139,930     | \$435.43                | 35,688        | \$14,277,452     | \$400.06                |
| February 2006  | 147,922        | \$62,154,548     | \$420.18                | 111,670       | \$48,421,769     | \$433.61                | 36,252        | \$13,732,779     | \$378.81                |
| March 2006     | 149,561        | \$56,577,003     | \$378.29                | 111,885       | \$41,815,323     | \$373.73                | 37,676        | \$14,761,680     | \$391.81                |
| April 2006     | 149,200        | \$64,953,150     | \$435.34                | 113,331       | \$51,915,612     | \$458.09                | 35,869        | \$13,037,538     | \$363.48                |
| May 2006       | 151,233        | \$63,885,747     | \$422.43                | 113,865       | \$47,769,141     | \$419.52                | 37,368        | \$16,116,606     | \$431.29                |
| June 2006      | 150,527        | \$59,609,980     | \$396.01                | 113,771       | \$44,982,966     | \$395.38                | 36,756        | \$14,627,014     | \$397.95                |
| July 2006      | 148,424        | \$52,695,273     | \$355.03                | 112,438       | \$39,049,420     | \$347.30                | 35,986        | \$13,645,853     | \$379.20                |
| August 2006    | 150,491        | \$65,676,998     | \$436.42                | 113,577       | \$50,932,212     | \$448.44                | 36,914        | \$14,744,786     | \$399.44                |
| September 2006 | 146,873        | \$59,704,504     | \$406.50                | 111,730       | \$46,197,487     | \$413.47                | 35,143        | \$13,507,017     | \$384.34                |
| October 2006   | 168,553        | \$66,440,146     | \$394.18                | 124,789       | \$50,326,150     | \$403.29                | 43,764        | \$16,113,996     | \$368.20                |
| November 2006  | 166,405        | \$64,731,766     | \$389.00                | 122,722       | \$49,393,602     | \$402.48                | 43,683        | \$15,338,164     | \$351.12                |
| December 2006  | 167,672        | \$64,084,503     | \$382.20                | 123,630       | \$47,588,727     | \$384.93                | 44,042        | \$16,495,776     | \$374.55                |
| January 2007   | 167,769        | \$60,084,569     | \$358.14                | 123,574       | \$44,765,607     | \$362.26                | 44,195        | \$15,318,962     | \$346.62                |
| February 2007  | 165,925        | \$65,497,354     | \$394.74                | 121,233       | \$49,330,013     | \$406.90                | 44,692        | \$16,167,341     | \$361.75                |
| March 2007     | 169,086        | \$64,205,783     | \$379.72                | 122,264       | \$46,205,148     | \$377.91                | 46,822        | \$18,000,635     | \$384.45                |
| April 2007     | 166,843        | \$64,104,581     | \$384.22                | 120,611       | \$46,841,952     | \$388.37                | 46,232        | \$17,262,629     | \$373.39                |
| May 2007       | 168,560        | \$68,978,642     | \$409.22                | 121,436       | \$51,872,282     | \$427.16                | 47,124        | \$17,106,360     | \$363.01                |
| June 2007      | 164,993        | \$57,101,553     | \$346.08                | 118,510       | \$41,269,212     | \$348.23                | 46,483        | \$15,832,341     | \$340.60                |
| July 2007      | 145,699        | \$53,172,016     | \$364.94                | 100,554       | \$39,853,610     | \$396.34                | 45,145        | \$13,318,406     | \$295.01                |

Footnote:  
Data pursuant to a NYS Legislative mandate S. 6057-B/A. 9557-B, Chapter 57, L. 2004.  
Based on local district claims submitted on claims Schedules A and C. Includes reimbursable expenditures for basic assistance, rent supplements, family shelters, domestic violence shelters, security deposits, transitional services, diversion transportation, diversion payments, and other non-assistance. These claims are net of cancellations and refunds, and include any reconciliations and supplemental claims applied to the month after initial expenditure reporting is done. Thus, these data differ from the expenditure data presented elsewhere in this document, which are derived from original payment issuance activity during the month, net of cancellations and refunds in that month.  
District claiming activity for recent months is generally not complete before the statutorily required due date for this report. Thus, claims for recent months may appear substantially below those for earlier months. Claims tables in future months of this report will continue to include the historical periods above, adjusted for claiming activity occurring subsequent to this report.

Table 25  
HOME ENERGY ASSISTANCE PROGRAM\*  
Number and Dollar Amount of Benefits Authorized and Administrative Allocations - FFY to Date  
July 2007

| Local District | Benefits Authorized |               | Administrative Allocations |
|----------------|---------------------|---------------|----------------------------|
|                | Number              | Dollar Amount |                            |
| New York State | 1,039,695           | \$232,576,930 | \$19,493,649               |
| New York City  | 466,038             | 32,451,878    | 4,989,576                  |
| Rest of State  | 573,657             | 200,125,052   | 14,504,073                 |
| Albany         | 14,886              | 5,492,060     | 371,594                    |
| Allegany       | 4,961               | 1,762,101     | 133,620                    |
| Broome         | 13,562              | 4,651,777     | 338,543                    |
| Cattaraugus    | 8,512               | 2,998,788     | 228,151                    |
| Cayuga         | 7,076               | 2,726,358     | 191,342                    |
| Chautauqua     | 16,888              | 5,667,938     | 447,406                    |
| Chemung        | 8,053               | 2,801,055     | 194,870                    |
| Chenango       | 4,644               | 1,873,502     | 121,485                    |
| Clinton        | 8,531               | 3,407,357     | 230,816                    |
| Columbia       | 2,729               | 1,084,783     | 69,450                     |
| Cortland       | 4,704               | 1,666,740     | 125,644                    |
| Delaware       | 3,847               | 1,542,262     | 103,218                    |
| Dutchess       | 6,226               | 2,178,757     | 150,821                    |
| Erie           | 108,877             | 33,968,908    | 2,735,289                  |
| Essex          | 2,828               | 1,161,864     | 80,946                     |
| Franklin       | 5,260               | 2,320,109     | 149,883                    |
| Fulton         | 6,290               | 2,544,270     | 190,159                    |
| Genesee        | 4,108               | 1,387,077     | 102,858                    |
| Greene         | 3,817               | 1,485,900     | 97,346                     |
| Hamilton       | 304                 | 126,321       | 10,029                     |
| Herkimer       | 5,889               | 2,209,078     | 157,191                    |
| Jefferson      | 8,241               | 3,295,188     | 228,688                    |
| Lewis          | 2,580               | 1,059,267     | 67,047                     |
| Livingston     | 4,001               | 1,497,434     | 100,677                    |
| Madison        | 5,045               | 2,007,451     | 139,761                    |
| Monroe         | 44,372              | 15,568,935    | 953,587                    |
| Montgomery     | 5,988               | 2,473,930     | 166,379                    |
| Nassau         | 9,477               | 2,257,480     | 179,124                    |
| Niagara        | 18,657              | 5,932,187     | 498,771                    |
| Oneida         | 23,820              | 9,124,941     | 659,468                    |
| Onondaga       | 31,833              | 11,552,583    | 812,650                    |
| Ontario        | 4,765               | 1,671,527     | 115,124                    |
| Orange         | 10,693              | 3,885,434     | 243,012                    |
| Orleans        | 3,777               | 1,393,444     | 101,008                    |
| Oswego         | 9,550               | 3,787,774     | 262,293                    |
| Otsego         | 4,678               | 1,920,931     | 133,151                    |
| Putnam         | 894                 | 300,333       | 21,132                     |
| Rensselaer     | 8,918               | 3,413,804     | 251,511                    |
| Rockland       | 6,316               | 2,149,600     | 149,012                    |
| St. Lawrence   | 12,269              | 4,664,747     | 324,424                    |
| Saratoga       | 9,902               | 3,795,898     | 252,099                    |
| Schenectady    | 9,079               | 3,468,974     | 245,792                    |
| Schoharie      | 2,691               | 1,081,021     | 72,725                     |
| Schuyler       | 1,977               | 802,037       | 56,740                     |
| Seneca         | 1,965               | 754,926       | 54,927                     |
| Steuben        | 10,860              | 3,878,951     | 334,078                    |
| Suffolk        | 25,596              | 7,341,526     | 547,478                    |
| Sullivan       | 6,005               | 2,417,030     | 172,725                    |
| Tioga          | 4,960               | 1,971,289     | 133,989                    |
| Tompkins       | 4,018               | 1,525,160     | 102,478                    |
| Ulster         | 9,176               | 3,458,148     | 243,740                    |
| Warren         | 4,709               | 1,847,410     | 135,201                    |
| Washington     | 4,855               | 1,954,313     | 129,319                    |
| Wayne          | 5,061               | 1,986,983     | 128,275                    |
| Westchester    | 10,420              | 1,253,075     | 133,877                    |
| Wyoming        | 2,474               | 832,782       | 70,760                     |
| Yates          | 2,043               | 741,534       | 52,390                     |

\* Please Note: This data table contains only benefits authorized in the NYS WMS Payment System for FFY-2007.

The 2007 HEAP Federal Fiscal Year is October 1,2006 thru September 30,2007.

Table 26  
HOME ENERGY ASSISTANCE PROGRAM - NON EMERGENCY\*  
Number, Total Dollar Amount and Average Dollar Amount of Benefits Authorized - Federal Fiscal Year to Date  
July 2007

| Local District | Autopay             |                          |                       | Regular Non-Autopay |                          |                       |
|----------------|---------------------|--------------------------|-----------------------|---------------------|--------------------------|-----------------------|
|                | Benefits Authorized | Dollar Amount Authorized | Average Dollar Amount | Benefits Authorized | Dollar Amount Authorized | Average Dollar Amount |
| New York State | 561,902             | \$83,797,452             | \$149                 | 309,307             | \$82,148,357             | \$266                 |
| New York City  | 349,985             | 17,812,015               | 51                    | 109,140             | 12,296,626               | 113                   |
| Rest of State  | 211,917             | 65,985,437               | 311                   | 200,167             | 69,851,731               | 349                   |
| Albany         | 6,389               | 2,049,855                | 321                   | 4,844               | 1,656,100                | 342                   |
| Allegany       | 1,630               | 602,965                  | 370                   | 2,163               | 762,430                  | 352                   |
| Broome         | 5,789               | 1,613,290                | 279                   | 4,911               | 1,673,144                | 341                   |
| Cattaraugus    | 2,411               | 855,940                  | 355                   | 3,577               | 1,252,190                | 350                   |
| Cayuga         | 2,167               | 774,775                  | 358                   | 2,814               | 987,725                  | 351                   |
| Chautauqua     | 5,609               | 1,921,227                | 343                   | 6,513               | 2,228,105                | 342                   |
| Chemung        | 3,134               | 895,155                  | 286                   | 3,035               | 1,020,040                | 336                   |
| Chenango       | 1,225               | 440,605                  | 360                   | 2,183               | 800,495                  | 367                   |
| Clinton        | 2,607               | 944,335                  | 362                   | 3,145               | 1,109,955                | 353                   |
| Columbia       | 866                 | 320,255                  | 370                   | 1,334               | 489,825                  | 367                   |
| Cortland       | 1,405               | 463,465                  | 330                   | 1,857               | 647,430                  | 349                   |
| Delaware       | 978                 | 357,110                  | 365                   | 1,878               | 700,795                  | 373                   |
| Dutchess       | 2,636               | 703,614                  | 267                   | 2,093               | 736,028                  | 352                   |
| Erie           | 33,692              | 11,829,101               | 351                   | 34,870              | 11,929,285               | 342                   |
| Essex          | 605                 | 228,050                  | 377                   | 1,551               | 575,820                  | 371                   |
| Franklin       | 1,304               | 492,360                  | 378                   | 2,149               | 791,595                  | 368                   |
| Fulton         | 1,674               | 634,075                  | 379                   | 2,641               | 961,090                  | 364                   |
| Genesee        | 1,401               | 474,275                  | 339                   | 1,583               | 539,995                  | 341                   |
| Greene         | 1,217               | 373,285                  | 307                   | 1,487               | 543,986                  | 366                   |
| Hamilton       | 57                  | 24,255                   | 426                   | 205                 | 78,675                   | 384                   |
| Herkimer       | 2,000               | 651,365                  | 326                   | 2,597               | 908,270                  | 350                   |
| Jefferson      | 2,592               | 983,750                  | 380                   | 3,344               | 1,191,610                | 356                   |
| Lewis          | 716                 | 276,200                  | 386                   | 1,176               | 440,360                  | 374                   |
| Livingston     | 1,413               | 500,840                  | 354                   | 1,525               | 543,745                  | 357                   |
| Madison        | 1,191               | 450,895                  | 379                   | 2,391               | 857,880                  | 359                   |
| Monroe         | 26,853              | 8,436,826                | 314                   | 8,368               | 2,843,475                | 340                   |
| Montgomery     | 1,733               | 678,425                  | 391                   | 2,288               | 819,010                  | 358                   |
| Nassau         | 5,487               | 857,195                  | 156                   | 2,893               | 1,064,175                | 368                   |
| Niagara        | 6,174               | 1,926,643                | 312                   | 7,029               | 2,298,566                | 327                   |
| Oneida         | 7,789               | 2,670,310                | 343                   | 9,220               | 3,204,780                | 348                   |
| Onondaga       | 12,619              | 4,114,965                | 326                   | 11,348              | 3,809,590                | 336                   |
| Ontario        | 1,766               | 551,540                  | 312                   | 1,942               | 667,600                  | 344                   |
| Orange         | 5,042               | 1,457,305                | 289                   | 2,738               | 982,025                  | 359                   |
| Orleans        | 1,177               | 440,140                  | 374                   | 1,472               | 516,445                  | 351                   |
| Oswego         | 3,226               | 1,238,898                | 384                   | 3,924               | 1,426,715                | 364                   |
| Otsego         | 1,047               | 381,130                  | 364                   | 2,102               | 782,466                  | 372                   |
| Putnam         | 320                 | 81,280                   | 254                   | 438                 | 156,825                  | 358                   |
| Rensselaer     | 2,816               | 928,170                  | 330                   | 3,547               | 1,283,125                | 362                   |
| Rockland       | 3,326               | 903,865                  | 272                   | 1,321               | 433,210                  | 328                   |
| St.Lawrence    | 3,222               | 1,151,330                | 357                   | 4,867               | 1,722,060                | 354                   |
| Saratoga       | 2,922               | 991,934                  | 339                   | 4,035               | 1,398,045                | 346                   |
| Schenectady    | 3,683               | 1,297,085                | 352                   | 2,997               | 1,039,690                | 347                   |
| Schoharie      | 718                 | 257,110                  | 358                   | 1,151               | 414,795                  | 360                   |
| Schuyler       | 507                 | 168,705                  | 333                   | 810                 | 293,355                  | 362                   |
| Seneca         | 599                 | 225,255                  | 376                   | 931                 | 327,540                  | 352                   |
| Steuben        | 2,597               | 946,977                  | 365                   | 4,515               | 1,559,282                | 345                   |
| Suffolk        | 12,156              | 2,506,400                | 206                   | 7,319               | 2,643,020                | 361                   |
| Sullivan       | 1,549               | 459,230                  | 296                   | 2,079               | 770,205                  | 370                   |
| Tioga          | 1,434               | 494,435                  | 345                   | 1,969               | 708,825                  | 360                   |
| Tompkins       | 1,442               | 499,543                  | 346                   | 1,544               | 554,331                  | 359                   |
| Ulster         | 2,358               | 632,174                  | 268                   | 3,573               | 1,284,993                | 360                   |
| Warren         | 1,346               | 474,890                  | 353                   | 2,052               | 726,195                  | 354                   |
| Washington     | 1,341               | 505,360                  | 377                   | 2,120               | 768,900                  | 363                   |
| Wayne          | 2,006               | 750,400                  | 374                   | 2,011               | 720,895                  | 358                   |
| Westchester    | 8,616               | 656,095                  | 76                    | 1,627               | 510,970                  | 314                   |
| Wyoming        | 654                 | 221,915                  | 339                   | 1,290               | 430,575                  | 334                   |
| Yates          | 684                 | 218,865                  | 320                   | 781                 | 263,475                  | 337                   |

\* Please note: This data table contains only benefits authorized in the NYS WMS Payment System for FFY-2007.  
The 2007 HEAP Federal Fiscal Year is October 1, 2006 thru September 30, 2007.

Table 27  
HOME ENERGY ASSISTANCE PROGRAM - EMERGENCY\*  
Number, Total Dollar Amount and Average Dollar Amount of Benefits Authorized - Federal Fiscal Year to Date  
July 2007

| Local District | Regular Emergency   |                          |                       | Furnace Replacement |                          |                       | Furnace Repair & Repair/Replacement Estimates |                          |                       |
|----------------|---------------------|--------------------------|-----------------------|---------------------|--------------------------|-----------------------|---|--------------------------|-----------------------|
|                | Benefits Authorized | Dollar Amount Authorized | Average Dollar Amount | Benefits Authorized | Dollar Amount Authorized | Average Dollar Amount | Benefits Authorized                           | Dollar Amount Authorized | Average Dollar Amount |
| New York State | 165,350             | \$61,290,958             | \$371                 | 1,986               | \$4,875,005              | \$2,455               | 1,150   | \$465,158                | \$404                 |
| New York City* | 6,794               | 1,839,740                | 271                   | 116                 | 499,274                  | 4,304                 | 3   | 4,223                    | 1,408                 |
| Rest of State  | 158,556             | 59,451,218               | 375                   | 1,870               | 4,375,731                | 2,340                 | 1,147   | 460,935                  | 402                   |
| Albany         | 3,591               | 1,663,019                | 463                   | 33                  | 108,684                  | 3,293                 | 29  | 14,402                   | 497                   |
| Allegany       | 1,153               | 376,326                  | 326                   | 8                   | 17,012                   | 2,127                 | 7   | 3,368                    | 481                   |
| Broome         | 2,787               | 1,265,067                | 454                   | 35                  | 94,219                   | 2,692                 | 40  | 6,057                    | 151                   |
| Cattaraugus    | 2,462               | 786,741                  | 320                   | 39                  | 96,980                   | 2,487                 | 23  | 6,937                    | 302                   |
| Cayuga         | 2,026               | 908,727                  | 449                   | 17                  | 39,187                   | 2,305                 | 52  | 15,944                   | 307                   |
| Chautauqua     | 4,692               | 1,401,787                | 299                   | 53                  | 111,784                  | 2,109                 | 21  | 5,035                    | 240                   |
| Chemung        | 1,842               | 819,820                  | 445                   | 24                  | 59,885                   | 2,495                 | 18  | 6,155                    | 342                   |
| Chenango       | 1,206               | 555,730                  | 461                   | 27                  | 76,189                   | 2,822                 | 3   | 483                      | 161                   |
| Clinton        | 2,680               | 1,225,245                | 457                   | 39                  | 100,647                  | 2,581                 | 60  | 27,175                   | 453                   |
| Columbia       | 516                 | 241,875                  | 469                   | 12                  | 31,888                   | 2,657                 | 1   | 940                      | 940                   |
| Cortland       | 1,400               | 512,208                  | 366                   | 13                  | 35,252                   | 2,712                 | 29  | 8,385                    | 289                   |
| Delaware       | 962                 | 450,092                  | 468                   | 15                  | 28,653                   | 1,910                 | 14  | 5,612                    | 401                   |
| Dutchess       | 1,460               | 642,081                  | 440                   | 30                  | 92,214                   | 3,074                 | 7   | 4,820                    | 689                   |
| Erie           | 39,931              | 9,526,287                | 239                   | 331                 | 665,248                  | 2,010                 | 53  | 18,987                   | 358                   |
| Essex          | 642                 | 301,265                  | 469                   | 20                  | 52,324                   | 2,616                 | 10  | 4,405                    | 441                   |
| Franklin       | 1,699               | 823,225                  | 485                   | 63                  | 170,866                  | 2,712                 | 45  | 42,063                   | 935                   |
| Fulton         | 1,922               | 876,460                  | 456                   | 35                  | 68,043                   | 1,944                 | 18  | 4,602                    | 256                   |
| Genesee        | 1,110               | 342,532                  | 309                   | 13                  | 29,987                   | 2,307                 | 1   | 288                      | 288                   |
| Greene         | 1,080               | 511,024                  | 473                   | 16                  | 51,519                   | 3,220                 | 17  | 6,086                    | 358                   |
| Hamilton       | 40                  | 17,660                   | 442                   | 2                   | 5,731                    | 2,866                 | 0   | 0                        | 0                     |
| Herkimer       | 1,245               | 542,831                  | 436                   | 40                  | 103,049                  | 2,576                 | 7   | 3,563                    | 509                   |
| Jefferson      | 2,277               | 1,063,844                | 467                   | 21                  | 52,506                   | 2,500                 | 7   | 3,478                    | 497                   |
| Lewis          | 680                 | 320,085                  | 471                   | 7                   | 22,393                   | 3,199                 | 1   | 229                      | 229                   |
| Livingston     | 1,038               | 420,700                  | 405                   | 16                  | 28,577                   | 1,786                 | 9   | 3,572                    | 397                   |
| Madison        | 1,417               | 654,296                  | 462                   | 21                  | 35,133                   | 1,673                 | 25  | 9,247                    | 370                   |
| Monroe         | 9,002               | 4,018,362                | 446                   | 115                 | 254,826                  | 2,216                 | 34  | 15,446                   | 454                   |
| Montgomery     | 1,911               | 884,270                  | 463                   | 41                  | 91,086                   | 2,222                 | 15  | 1,139                    | 76                    |
| Nassau         | 1,089               | 317,879                  | 292                   | 5                   | 17,550                   | 3,510                 | 3   | 681                      | 227                   |
| Niagara        | 5,329               | 1,567,787                | 294                   | 66                  | 121,467                  | 1,840                 | 59  | 17,724                   | 300                   |
| Oneida         | 6,718               | 3,060,580                | 456                   | 75                  | 182,502                  | 2,433                 | 18  | 6,769                    | 376                   |
| Onondaga       | 7,743               | 3,497,506                | 452                   | 43                  | 103,330                  | 2,403                 | 80  | 27,192                   | 340                   |
| Ontario        | 1,034               | 416,165                  | 402                   | 15                  | 32,226                   | 2,148                 | 8   | 3,996                    | 500                   |
| Orange         | 2,881               | 1,368,130                | 475                   | 26                  | 70,760                   | 2,722                 | 6   | 7,214                    | 1,202                 |
| Orleans        | 1,093               | 372,024                  | 340                   | 23                  | 54,497                   | 2,369                 | 12  | 10,338                   | 862                   |
| Oswego         | 2,351               | 1,074,043                | 457                   | 21                  | 36,349                   | 1,731                 | 28  | 11,769                   | 420                   |
| Otsego         | 1,500               | 699,231                  | 466                   | 24                  | 57,208                   | 2,384                 | 5   | 896                      | 179                   |
| Putnam         | 134                 | 61,635                   | 460                   | 0                   | 0                        | 0                     | 2   | 593                      | 297                   |
| Rensselaer     | 2,537               | 1,166,070                | 460                   | 10                  | 26,396                   | 2,640                 | 8   | 10,043                   | 1,255                 |
| Rockland       | 1,668               | 809,225                  | 485                   | 1                   | 3,300                    | 3,300                 | 0   | 0                        | 0                     |
| St.Lawrence    | 3,990               | 1,619,561                | 406                   | 65                  | 139,018                  | 2,139                 | 125   | 32,778                   | 262                   |
| Saratoga       | 2,832               | 1,227,370                | 433                   | 79                  | 169,091                  | 2,140                 | 34  | 9,458                    | 278                   |
| Schenectady    | 2,371               | 1,076,090                | 454                   | 22                  | 54,906                   | 2,496                 | 6   | 1,203                    | 201                   |
| Schoharie      | 806                 | 372,850                  | 463                   | 12                  | 33,574                   | 2,798                 | 4   | 2,692                    | 673                   |
| Schuyler       | 637                 | 293,310                  | 460                   | 20                  | 45,930                   | 2,297                 | 3   | 737                      | 246                   |
| Seneca         | 426                 | 183,930                  | 432                   | 7                   | 17,323                   | 2,475                 | 2   | 878                      | 439                   |
| Steuben        | 3,661               | 1,254,804                | 343                   | 42                  | 93,321                   | 2,222                 | 45  | 24,567                   | 546                   |
| Suffolk        | 6,043               | 2,107,723                | 349                   | 22                  | 62,306                   | 2,832                 | 56  | 22,077                   | 394                   |
| Sullivan       | 2,326               | 1,102,673                | 474                   | 32                  | 74,013                   | 2,313                 | 19  | 10,909                   | 574                   |
| Tioga          | 1,508               | 677,584                  | 449                   | 28                  | 79,601                   | 2,843                 | 21  | 10,844                   | 516                   |
| Tompkins       | 1,001               | 422,461                  | 422                   | 19                  | 46,494                   | 2,447                 | 12  | 2,331                    | 194                   |
| Ulster         | 3,188               | 1,396,255                | 438                   | 43                  | 132,321                  | 3,077                 | 14  | 12,405                   | 886                   |
| Warren         | 1,286               | 597,055                  | 464                   | 18                  | 46,907                   | 2,606                 | 7   | 2,363                    | 338                   |
| Washington     | 1,368               | 624,883                  | 457                   | 20                  | 51,935                   | 2,597                 | 6   | 3,235                    | 539                   |
| Wayne          | 1,013               | 458,675                  | 453                   | 26                  | 54,765                   | 2,106                 | 5   | 2,248                    | 450                   |
| Westchester    | 176                 | 80,060                   | 455                   | 1                   | 5,950                    | 5,950                 | 0   | 0                        | 0                     |
| Wyoming        | 517                 | 160,295                  | 310                   | 8                   | 18,309                   | 2,289                 | 5   | 1,688                    | 338                   |
| Yates          | 559                 | 233,805                  | 418                   | 11                  | 20,500                   | 1,864                 | 8   | 4,889                    | 611                   |

\* Please note: This data table contains only benefits authorized in the NYS WMS Payment System for FFY-2007. The 2007 HEAP Federal Fiscal Year is October 1, 2006 thru September 30, 2007.

Table 28  
**ALL FAMILIES FEDERAL WORK PARTICIPATION RATES**  
 TANF, Safety Net Assistance - MOE and Combined TANF and Safety Net Assistance MOE  
 July 2007

| Local District  | Combined TANF & SNA-MOE |           |             | TANF  |           |             | Safety Net Assistance-MOE |           |             |
|-----------------|-------------------------|-----------|-------------|-------|-----------|-------------|---------------------------|-----------|-------------|
|                 | Rate                    | Numerator | Denominator | Rate  | Numerator | Denominator | Rate                      | Numerator | Denominator |
| New York State* | 33.2%                   | 31,363    | 93,955      | 27.9% | 17,117    | 60,826      | 43.2%                     | 14,246    | 33,129      |
| New York City*  | 37.6%                   | 23,674    | 62,659      | 30.8% | 11,632    | 37,446      | 48.2%                     | 12,042    | 25,214      |
| Rest of State   | 31.0%                   | 7,295     | 23,546      | 30.6% | 5,064     | 16,558      | 31.9%                     | 2,231     | 6,988       |
| Albany          | 28.6%                   | 241       | 844         | 29.3% | 178       | 608         | 26.7%                     | 63        | 236         |
| Allegany        | 34.5%                   | 39        | 113         | 33.3% | 32        | 96          | 41.2%                     | 7         | 17          |
| Broome          | 31.3%                   | 195       | 623         | 32.8% | 145       | 442         | 27.6%                     | 50        | 181         |
| Cattaraugus     | 32.3%                   | 32        | 99          | 29.1% | 23        | 79          | 45.0%                     | 9         | 20          |
| Cayuga          | 29.3%                   | 34        | 116         | 28.4% | 29        | 102         | 35.7%                     | 5         | 14          |
| Chautauqua      | 29.9%                   | 188       | 628         | 31.5% | 147       | 466         | 25.3%                     | 41        | 162         |
| Chemung         | 27.2%                   | 116       | 427         | 27.8% | 94        | 338         | 24.7%                     | 22        | 89          |
| Chenango        | 46.7%                   | 14        | 30          | 42.9% | 12        | 28          | 100.0%                    | 2         | 2           |
| Clinton         | 26.4%                   | 58        | 220         | 26.9% | 53        | 197         | 21.7%                     | 5         | 23          |
| Columbia        | 19.5%                   | 15        | 77          | 21.5% | 14        | 65          | 8.3%                      | 1         | 12          |
| Cortland        | 39.7%                   | 56        | 141         | 36.0% | 41        | 114         | 55.6%                     | 15        | 27          |
| Delaware        | 63.6%                   | 7         | 11          | 63.6% | 7         | 11          | N/A                       | 0         | 0           |
| Dutchess        | 28.0%                   | 68        | 243         | 25.6% | 50        | 195         | 37.5%                     | 18        | 48          |
| Erie            | 34.2%                   | 1250      | 3655        | 34.4% | 819       | 2381        | 33.8%                     | 431       | 1274        |
| Essex           | 48.6%                   | 17        | 35          | 51.6% | 16        | 31          | 25.0%                     | 1         | 4           |
| Franklin        | 44.7%                   | 38        | 85          | 46.3% | 31        | 67          | 38.9%                     | 7         | 18          |
| Fulton          | 45.7%                   | 16        | 35          | 44.1% | 15        | 34          | 100.0%                    | 1         | 1           |
| Genesee         | 25.6%                   | 22        | 86          | 23.4% | 18        | 77          | 44.4%                     | 4         | 9           |
| Greene          | 25.6%                   | 23        | 90          | 21.3% | 16        | 75          | 46.7%                     | 7         | 15          |
| Hamilton        | 50.0%                   | 1         | 2           | 50.0% | 1         | 2           | N/A                       | 0         | 0           |
| Herkimer        | 18.6%                   | 16        | 86          | 17.5% | 14        | 80          | 33.3%                     | 2         | 6           |
| Jefferson       | 29.0%                   | 18        | 62          | 31.9% | 15        | 47          | 20.0%                     | 3         | 15          |
| Lewis           | 52.6%                   | 10        | 19          | 52.6% | 10        | 19          | N/A                       | 0         | 0           |
| Livingston      | 11.4%                   | 8         | 70          | 13.0% | 7         | 54          | 6.3%                      | 1         | 16          |
| Madison         | 32.0%                   | 16        | 50          | 29.8% | 14        | 47          | 66.7%                     | 2         | 3           |
| Monroe          | 22.1%                   | 1009      | 4558        | 21.3% | 606       | 2848        | 23.6%                     | 403       | 1710        |
| Montgomery      | 22.0%                   | 18        | 82          | 21.6% | 16        | 74          | 25.0%                     | 2         | 8           |
| Nassau          | 28.9%                   | 391       | 1355        | 28.6% | 273       | 956         | 29.6%                     | 118       | 399         |
| Niagara         | 31.8%                   | 196       | 617         | 30.7% | 139       | 453         | 34.8%                     | 57        | 164         |
| Oneida          | 31.6%                   | 237       | 750         | 28.4% | 162       | 571         | 41.9%                     | 75        | 179         |
| Onondaga        | 38.1%                   | 464       | 1219        | 39.3% | 340       | 865         | 35.0%                     | 124       | 354         |
| Ontario         | 40.8%                   | 78        | 191         | 41.8% | 69        | 165         | 34.6%                     | 9         | 26          |
| Orange          | 42.5%                   | 237       | 557         | 42.6% | 175       | 411         | 42.5%                     | 62        | 146         |
| Orleans         | 32.5%                   | 37        | 114         | 34.7% | 34        | 98          | 18.8%                     | 3         | 16          |
| Oswego          | 27.1%                   | 54        | 199         | 26.7% | 48        | 180         | 31.6%                     | 6         | 19          |
| Otsego          | 42.9%                   | 6         | 14          | 42.9% | 6         | 14          | N/A                       | 0         | 0           |
| Putnam          | 62.5%                   | 5         | 8           | 62.5% | 5         | 8           | N/A                       | 0         | 0           |
| Rensselaer      | 24.8%                   | 150       | 605         | 25.9% | 129       | 498         | 19.6%                     | 21        | 107         |
| Rockland        | 33.3%                   | 55        | 165         | 29.6% | 34        | 115         | 42.0%                     | 21        | 50          |
| St. Lawrence    | 31.0%                   | 79        | 255         | 31.8% | 68        | 214         | 26.8%                     | 11        | 41          |
| Saratoga        | 12.5%                   | 1         | 8           | 12.5% | 1         | 8           | N/A                       | 0         | 0           |
| Schenectady     | 30.5%                   | 95        | 311         | 28.3% | 68        | 240         | 38.0%                     | 27        | 71          |
| Schoharie       | 66.7%                   | 4         | 6           | 66.7% | 4         | 6           | N/A                       | 0         | 0           |
| Schuyler        | 26.7%                   | 12        | 45          | 28.9% | 11        | 38          | 14.3%                     | 1         | 7           |
| Seneca          | 14.8%                   | 4         | 27          | 20.0% | 4         | 20          | 0.0%                      | 0         | 7           |
| Steuben         | 22.4%                   | 57        | 255         | 22.9% | 43        | 188         | 20.9%                     | 14        | 67          |
| Suffolk         | 45.7%                   | 676       | 1480        | 43.9% | 460       | 1048        | 50.0%                     | 216       | 432         |
| Sullivan        | 31.2%                   | 54        | 173         | 34.2% | 50        | 146         | 14.8%                     | 4         | 27          |
| Tioga           | 16.9%                   | 12        | 71          | 14.5% | 9         | 62          | 33.3%                     | 3         | 9           |
| Tompkins        | 16.2%                   | 33        | 204         | 16.7% | 28        | 168         | 13.9%                     | 5         | 36          |
| Ulster          | 20.8%                   | 67        | 322         | 21.6% | 58        | 268         | 16.7%                     | 9         | 54          |
| Warren          | 33.3%                   | 6         | 18          | 35.3% | 6         | 17          | 0.0%                      | 0         | 1           |
| Washington      | 38.1%                   | 24        | 63          | 38.3% | 23        | 60          | 33.3%                     | 1         | 3           |
| Wayne           | 28.3%                   | 28        | 99          | 23.8% | 20        | 84          | 53.3%                     | 8         | 15          |
| Westchester     | 36.9%                   | 686       | 1860        | 34.8% | 354       | 1016        | 39.3%                     | 332       | 844         |
| Wyoming         | 34.0%                   | 16        | 47          | 32.6% | 14        | 43          | 50.0%                     | 2         | 4           |
| Yates           | 28.6%                   | 6         | 21          | 28.6% | 6         | 21          | N/A                       | 0         | 0           |

\* Statewide and New York City participation rates are estimated from federal disaggregated reporting samples, which are the source of the rates used by the U.S. Department of Health and Human Services to determine if a state has met participation goals. Because the sample size is insufficient to permit rate estimates for non-NYC districts, rates for those districts are derived directly from automated systems data. Thus, Rest of State and New York City numerators and denominators will not sum to the statewide total. Estimates are from second quarter FFY 2007 samples. These estimates are subject to revision pending final determination of federal policies regarding the calculation of sanction exemptions.

Table 29  
 WORK SANCTION STATUS BY PRESENCE IN FEDERAL ALL FAMILIES WORK PARTICIPATION CALCULATION  
 TANF, Safety Net Assistance - MOE and Combined TANF and Safety Net Assistance MOE  
 July 2007

| Local District  | Combined TANF & SNA-MOE       |                                     | TANF                          |                                     | Safety Net Assistance - MOE   |                                     |
|-----------------|-------------------------------|-------------------------------------|-------------------------------|-------------------------------------|-------------------------------|-------------------------------------|
|                 | Sanctioned In The Denominator | Sanctioned Removed From Denominator | Sanctioned In The Denominator | Sanctioned Removed From Denominator | Sanctioned In The Denominator | Sanctioned Removed From Denominator |
| New York State* | 23,191                        | 7,430                               | 12,755                        | 5,382                               | 10,436                        | 2,048                               |
| New York City*  | 16,196                        | 5,123                               | 7,720                         | 3,562                               | 8,476                         | 1,560                               |
| Rest of State   | 4,977                         | 2,274                               | 3,018                         | 1,815                               | 1,959                         | 459                                 |
| Albany          | 178                           | 116                                 | 115                           | 95                                  | 63                            | 21                                  |
| Allegany        | 47                            | 29                                  | 39                            | 26                                  | 8                             | 3                                   |
| Broome          | 200                           | 112                                 | 137                           | 87                                  | 63                            | 25                                  |
| Cattaraugus     | 5                             | 5                                   | 3                             | 3                                   | 2                             | 2                                   |
| Cayuga          | 31                            | 12                                  | 29                            | 11                                  | 2                             | 1                                   |
| Chautauqua      | 137                           | 47                                  | 89                            | 38                                  | 48                            | 9                                   |
| Chemung         | 46                            | 23                                  | 28                            | 16                                  | 18                            | 7                                   |
| Chenango        | 5                             | 4                                   | 4                             | 4                                   | 1                             | 0                                   |
| Clinton         | 46                            | 36                                  | 37                            | 36                                  | 9                             | 0                                   |
| Columbia        | 12                            | 7                                   | 9                             | 7                                   | 3                             | 0                                   |
| Cortland        | 21                            | 9                                   | 16                            | 8                                   | 5                             | 1                                   |
| Delaware        | 0                             | 2                                   | 0                             | 2                                   | 0                             | 0                                   |
| Dutchess        | 30                            | 22                                  | 21                            | 20                                  | 9                             | 2                                   |
| Erie            | 899                           | 355                                 | 509                           | 289                                 | 390                           | 66                                  |
| Essex           | 7                             | 2                                   | 5                             | 2                                   | 2                             | 0                                   |
| Franklin        | 18                            | 11                                  | 12                            | 10                                  | 6                             | 1                                   |
| Fulton          | 3                             | 9                                   | 3                             | 9                                   | 0                             | 0                                   |
| Genesee         | 15                            | 4                                   | 14                            | 4                                   | 1                             | 0                                   |
| Greene          | 16                            | 9                                   | 11                            | 8                                   | 5                             | 1                                   |
| Hamilton        | 0                             | 1                                   | 0                             | 1                                   | 0                             | 0                                   |
| Herkimer        | 19                            | 15                                  | 18                            | 14                                  | 1                             | 1                                   |
| Jefferson       | 1                             | 8                                   | 1                             | 8                                   | 0                             | 0                                   |
| Lewis           | 6                             | 3                                   | 6                             | 3                                   | 0                             | 0                                   |
| Livingston      | 8                             | 9                                   | 6                             | 9                                   | 2                             | 0                                   |
| Madison         | 0                             | 0                                   | 0                             | 0                                   | 0                             | 0                                   |
| Monroe          | 869                           | 388                                 | 437                           | 274                                 | 432                           | 114                                 |
| Montgomery      |                               |                                     |                               |                                     |                               |                                     |
| Nassau          | 4                             | 4                                   | 3                             | 4                                   | 1                             | 0                                   |
| Niagara         | 293                           | 102                                 | 187                           | 83                                  | 106                           | 19                                  |
| Oneida          | 163                           | 86                                  | 108                           | 73                                  | 55                            | 13                                  |
| Onondaga        | 120                           | 56                                  | 75                            | 45                                  | 45                            | 11                                  |
| Ontario         | 261                           | 97                                  | 138                           | 75                                  | 123                           | 22                                  |
| Orange          | 45                            | 17                                  | 38                            | 15                                  | 7                             | 2                                   |
| Orleans         | 114                           | 55                                  | 74                            | 43                                  | 40                            | 12                                  |
| Oswego          | 20                            | 8                                   | 14                            | 5                                   | 6                             | 3                                   |
| Otsego          | 20                            | 22                                  | 16                            | 19                                  | 4                             | 3                                   |
| Putnam          | 7                             | 3                                   | 7                             | 3                                   | 0                             | 0                                   |
| Rensselaer      | 1                             | 2                                   | 1                             | 2                                   | 0                             | 0                                   |
| Rockland        | 104                           | 44                                  | 84                            | 37                                  | 20                            | 7                                   |
| St.Lawrence     | 40                            | 19                                  | 26                            | 15                                  | 14                            | 4                                   |
| Saratoga        | 31                            | 19                                  | 19                            | 13                                  | 12                            | 6                                   |
| Schenectady     | 0                             | 1                                   | 0                             | 1                                   | 0                             | 0                                   |
| Schoharie       | 99                            | 37                                  | 61                            | 31                                  | 38                            | 6                                   |
| Schuyler        | 2                             | 1                                   | 2                             | 1                                   | 0                             | 0                                   |
| Seneca          | 10                            | 6                                   | 10                            | 4                                   | 0                             | 2                                   |
| Steuben         | 3                             | 2                                   | 2                             | 1                                   | 1                             | 1                                   |
| Suffolk         | 81                            | 22                                  | 49                            | 18                                  | 32                            | 4                                   |
| Sullivan        | 362                           | 161                                 | 223                           | 130                                 | 139                           | 31                                  |
| Tioga           | 43                            | 26                                  | 32                            | 22                                  | 11                            | 4                                   |
| Tompkins        | 7                             | 5                                   | 6                             | 3                                   | 1                             | 2                                   |
| Ulster          | 35                            | 22                                  | 30                            | 18                                  | 5                             | 4                                   |
| Warren          | 43                            | 18                                  | 30                            | 14                                  | 13                            | 4                                   |
| Washington      | 2                             | 1                                   | 2                             | 1                                   | 0                             | 0                                   |
| Wayne           | 18                            | 7                                   | 18                            | 7                                   | 0                             | 0                                   |
| Westchester     | 22                            | 14                                  | 14                            | 14                                  | 8                             | 0                                   |
| Wyoming         | 396                           | 175                                 | 189                           | 130                                 | 207                           | 45                                  |
| Yates           | 5                             | 4                                   | 4                             | 4                                   | 1                             | 0                                   |
|                 | 7                             | 0                                   | 7                             | 0                                   | 0                             | 0                                   |

\* Statewide and New York City sanction rates are estimated from federal disaggregated reporting samples, which are the source of such data used by the U.S. Department of Health and Human Services to determine if a state has met participation goals. Because the sample size is insufficient to permit sanction estimates for non-NYC districts, data for those districts are derived directly from automated systems. Thus, Rest of State and New York City counts may not sum to the statewide total. Estimates are from second quarter FFY 2007 samples. These estimates are subject to revision pending final determination of federal policies regarding the calculation of sanction exemptions.

Table 30  
 TEMPORARY ASSISTANCE CASES WITH EARNED INCOME  
 Cases, Average Gross Earned Income and Average Net Earned Income after Application of Disregards  
 July 2007

| Local District | TANF   |                             |                           | Safety Net Assistance - MOE |                             |                           | Safety Net Assistance - Non-MOE |                             |                           |
|----------------|--------|-----------------------------|---------------------------|-----------------------------|-----------------------------|---------------------------|---------------------------------|-----------------------------|---------------------------|
|                | Cases  | Average Gross Earned Income | Average Net Earned Income | Cases                       | Average Gross Earned Income | Average Net Earned Income | Cases                           | Average Gross Earned Income | Average Net Earned Income |
| New York State | 11,406 | \$804                       | \$379                     | 12,049                      | \$799                       | \$366                     | 5,869                           | \$956                       | \$630                     |
| New York City  | 7,759  | 832                         | 396                       | 10,116                      | 791                         | 361                       | 4,498                           | 1,029                       | 705                       |
| Rest of State  | 3,647  | 746                         | 343                       | 1,933                       | 839                         | 396                       | 1,371                           | 716                         | 383                       |
| Albany         | 112    | 755                         | 342                       | 54                          | 874                         | 408                       | 25                              | 758                         | 363                       |
| Allegany       | 22     | 684                         | 309                       | 5                           | 638                         | 285                       | 18                              | 439                         | 263                       |
| Broome         | 93     | 753                         | 345                       | 46                          | 818                         | 379                       | 45                              | 650                         | 318                       |
| Cattaraugus    | 17     | 752                         | 411                       | 7                           | 630                         | 281                       | 12                              | 459                         | 280                       |
| Cayuga         | 15     | 722                         | 326                       | 7                           | 706                         | 327                       | 9                               | 478                         | 237                       |
| Chautauqua     | 100    | 704                         | 318                       | 44                          | 800                         | 372                       | 51                              | 719                         | 355                       |
| Chemung        | 78     | 712                         | 324                       | 27                          | 683                         | 309                       | 26                              | 666                         | 319                       |
| Chenango       | 3      | 620                         | 277                       | 1                           | 817                         | 378                       | 3                               | 304                         | 209                       |
| Clinton        | 30     | 702                         | 320                       | 4                           | 756                         | 348                       | 8                               | 462                         | 231                       |
| Columbia       | 15     | 756                         | 347                       | 3                           | 389                         | 155                       | 5                               | 645                         | 367                       |
| Cortland       | 28     | 766                         | 344                       | 4                           | 964                         | 400                       | 11                              | 430                         | 200                       |
| Delaware       | 0      | 0                           | 0                         | 0                           | 0                           | 0                         | 2                               | 224                         | 171                       |
| Dutchess       | 38     | 758                         | 353                       | 11                          | 710                         | 417                       | 16                              | 368                         | 217                       |
| Erie           | 456    | 739                         | 338                       | 315                         | 805                         | 373                       | 169                             | 774                         | 387                       |
| Essex          | 11     | 476                         | 201                       | 0                           | 0                           | 0                         | 6                               | 454                         | 200                       |
| Franklin       | 17     | 555                         | 243                       | 3                           | 684                         | 309                       | 10                              | 384                         | 205                       |
| Fulton         | 6      | 593                         | 261                       | 0                           | 0                           | 0                         | 4                               | 134                         | 46                        |
| Genesee        | 10     | 936                         | 440                       | 4                           | 926                         | 437                       | 3                               | 317                         | 139                       |
| Greene         | 16     | 672                         | 302                       | 6                           | 381                         | 152                       | 6                               | 883                         | 419                       |
| Hamilton       | 1      | 975                         | 460                       | 0                           | 0                           | 0                         | 0                               | 0                           | 0                         |
| Herkimer       | 11     | 666                         | 299                       | 3                           | 612                         | 308                       | 6                               | 341                         | 172                       |
| Jefferson      | 12     | 849                         | 395                       | 2                           | 1,037                       | 493                       | 13                              | 717                         | 518                       |
| Lewis          | 1      | 1,157                       | 555                       | 0                           | 0                           | 0                         | 1                               | 630                         | 281                       |
| Livingston     | 3      | 671                         | 302                       | 1                           | 1,387                       | 674                       | 8                               | 700                         | 318                       |
| Madison        | 12     | 572                         | 251                       | 2                           | 554                         | 241                       | 2                               | 152                         | 62                        |
| Monroe         | 683    | 720                         | 331                       | 508                         | 867                         | 417                       | 236                             | 683                         | 432                       |
| Montgomery     | 16     | 770                         | 354                       | 5                           | 634                         | 283                       | 6                               | 300                         | 122                       |
| Nassau         | 238    | 770                         | 355                       | 109                         | 775                         | 358                       | 49                              | 519                         | 258                       |
| Niagara        | 99     | 610                         | 267                       | 55                          | 762                         | 355                       | 40                              | 483                         | 243                       |
| Oneida         | 111    | 714                         | 325                       | 61                          | 748                         | 353                       | 68                              | 1,071                       | 629                       |
| Onondaga       | 168    | 775                         | 355                       | 94                          | 892                         | 416                       | 54                              | 876                         | 458                       |
| Ontario        | 38     | 657                         | 295                       | 13                          | 775                         | 358                       | 13                              | 455                         | 234                       |
| Orange         | 117    | 850                         | 395                       | 60                          | 928                         | 436                       | 42                              | 871                         | 415                       |
| Orleans        | 18     | 714                         | 362                       | 2                           | 547                         | 260                       | 10                              | 723                         | 347                       |
| Oswego         | 22     | 529                         | 230                       | 5                           | 756                         | 346                       | 9                               | 655                         | 299                       |
| Otsego         | 4      | 1,134                       | 543                       | 0                           | 0                           | 0                         | 6                               | 872                         | 555                       |
| Putnam         | 5      | 1,278                       | 662                       | 1                           | 1,131                       | 541                       | 2                               | 1,568                       | 924                       |
| Rensselaer     | 90     | 619                         | 278                       | 17                          | 505                         | 389                       | 27                              | 938                         | 477                       |
| Rockland       | 62     | 820                         | 383                       | 27                          | 911                         | 428                       | 61                              | 1,004                       | 486                       |
| St.Lawrence    | 37     | 592                         | 262                       | 8                           | 518                         | 222                       | 34                              | 376                         | 182                       |
| Saratoga       | 5      | 765                         | 353                       | 0                           | 0                           | 0                         | 5                               | 80                          | 8                         |
| Schenectady    | 53     | 760                         | 349                       | 25                          | 767                         | 369                       | 8                               | 843                         | 447                       |
| Schoharie      | 3      | 591                         | 260                       | 0                           | 0                           | 0                         | 1                               | 242                         | 152                       |
| Schuyler       | 8      | 649                         | 292                       | 2                           | 704                         | 319                       | 10                              | 630                         | 308                       |
| Seneca         | 4      | 674                         | 304                       | 1                           | 385                         | 153                       | 1                               | 651                         | 561                       |
| Steuben        | 46     | 619                         | 276                       | 22                          | 704                         | 317                       | 24                              | 456                         | 216                       |
| Suffolk        | 248    | 913                         | 439                       | 145                         | 1,032                       | 483                       | 65                              | 789                         | 350                       |
| Sullivan       | 29     | 821                         | 389                       | 11                          | 921                         | 444                       | 14                              | 819                         | 550                       |
| Tioga          | 9      | 941                         | 444                       | 3                           | 1,074                       | 515                       | 3                               | 707                         | 321                       |
| Tompkins       | 23     | 500                         | 202                       | 8                           | 769                         | 353                       | 17                              | 675                         | 338                       |
| Ulster         | 57     | 814                         | 377                       | 12                          | 796                         | 368                       | 12                              | 785                         | 384                       |
| Warren         | 4      | 688                         | 312                       | 1                           | 812                         | 376                       | 1                               | 500                         | 213                       |
| Washington     | 13     | 845                         | 395                       | 2                           | 438                         | 199                       | 2                               | 750                         | 410                       |
| Wayne          | 17     | 701                         | 318                       | 8                           | 444                         | 185                       | 8                               | 552                         | 264                       |
| Westchester    | 300    | 792                         | 368                       | 178                         | 881                         | 416                       | 75                              | 876                         | 515                       |
| Wyoming        | 11     | 451                         | 190                       | 1                           | 753                         | 345                       | 6                               | 868                         | 441                       |
| Yates          | 2      | 578                         | 254                       | 0                           | 0                           | 0                         | 3                               | 372                         | 183                       |