



**Office of Temporary  
and Disability Assistance**



# **Temporary and Disability Assistance Statistics**

**July 2018**



# Temporary and Disability Assistance Statistics

July 2018



## Temporary Assistance

|                                                                                   | This Month           | Change From Last Month    | Change From Last Year   |
|-----------------------------------------------------------------------------------|----------------------|---------------------------|-------------------------|
|  | <b>514,983</b>       | <b>-5,989 (-1.1%)</b>     | <b>-28,029 (-5.2%)</b>  |
|  | <b>\$177,420,014</b> | <b>-\$4.8 mil (-2.6%)</b> | <b>\$4.8 mil (2.8%)</b> |

## Supplemental Nutrition Assistance Program

|                                                                                     | This Month           | Change From Last Month    | Change From Last Year      |
|-------------------------------------------------------------------------------------|----------------------|---------------------------|----------------------------|
|    | <b>2,756,993</b>     | <b>-12,834 (-0.5%)</b>    | <b>-123,764 (-4.3%)</b>    |
|  | <b>\$375,473,155</b> | <b>-\$2.2 mil (-0.6%)</b> | <b>-\$15.9 mil (-4.1%)</b> |

## Supplemental Security Income

|                                                                                     | This Month           | Change From Last Month    | Change From Last Year   |
|-------------------------------------------------------------------------------------|----------------------|---------------------------|-------------------------|
|  | <b>682,799</b>       | <b>-2,906 (-0.4%)</b>     | <b>-14,143 (-2.0%)</b>  |
|  | <b>\$413,962,407</b> | <b>-\$5.4 mil (-1.3%)</b> | <b>\$3.1 mil (0.8%)</b> |

Date Issued: September 28, 2018

# Table of Contents

## Ten Year Trend Graphs

|                                                      |   |
|------------------------------------------------------|---|
| Temporary Assistance Recipients                      | 5 |
| Supplemental Nutrition Assistance Program Recipients | 5 |
| Supplemental Security Income Recipients              | 5 |

## Temporary Assistance, SSI and SNAP Summary

|                 |                                                                                                                                                                      |   |
|-----------------|----------------------------------------------------------------------------------------------------------------------------------------------------------------------|---|
| <b>Table 1:</b> | Temporary Assistance, Family Assistance-FP, Safety Net Assistance, Supplemental Security Income and Supplemental Nutrition Assistance Program Cases by Region        | 6 |
| <b>Table 2:</b> | Temporary Assistance, Family Assistance-FP, Safety Net Assistance, Supplemental Security Income and Supplemental Nutrition Assistance Program Recipients by Region   | 6 |
| <b>Table 3:</b> | Temporary Assistance, Family Assistance-FP, Safety Net Assistance, Supplemental Security Income and Supplemental Nutrition Assistance Program Expenditures by Region | 6 |

## Temporary Assistance by Program Area

|                 |                                                                                         |    |
|-----------------|-----------------------------------------------------------------------------------------|----|
| <b>Table 4:</b> | Temporary Assistance Year to Year Monthly Comparison Cases, Recipients and Expenditures | 7  |
| <b>Table 5:</b> | Temporary Assistance Cases, Recipients, Children, Adults and Expenditures               | 8  |
| <b>Table 6:</b> | Family Assistance-FP Cases, Recipients, Children, Adults and Expenditures               | 9  |
| <b>Table 7:</b> | Safety Net Assistance Cases, Recipients, Children, Adults and Expenditures              | 10 |

## Temporary Assistance by Funding Source and Program Area

|                  |                                                                                                                                                                |    |
|------------------|----------------------------------------------------------------------------------------------------------------------------------------------------------------|----|
| <b>Table 8:</b>  | Temporary Assistance by Funding Source (Federally Participating and Federally Non-Participating) Cases, Recipients and Expenditures                            | 11 |
| <b>Table 9:</b>  | Temporary Assistance for Needy Families-FP by Program (Family Assistance-FP and Safety Net Assistance-FP) Cases, Recipients, Children, Adults and Expenditures | 12 |
| <b>Table 10:</b> | Safety Net Assistance-FNP and Family Assistance-FNP Cases, Recipients, Children, Adults and Expenditures                                                       | 13 |
| <b>Table 11:</b> | Safety Net Assistance-FNP by Maintenance of Effort Status Cases, Recipients, Children, Adults and Expenditures                                                 | 14 |
| <b>Table 12:</b> | Safety Net Assistance-FNP-Cash Total Cases, Recipients, Children, Adults and Expenditures                                                                      | 15 |
| <b>Table 13:</b> | Safety Net Assistance-FNP-Cash by Maintenance of Effort Status Cases, Recipients, Children, Adults and Expenditures                                            | 16 |
| <b>Table 14:</b> | Safety Net Assistance-FNP-Non-Cash Total Cases, Recipients, Children, Adults and Expenditures                                                                  | 17 |
| <b>Table 15:</b> | Safety Net Assistance-FNP-Non-Cash by Maintenance of Effort Status Cases, Recipients, Children, Adults and Expenditures                                        | 18 |

## Supplemental Nutrition Assistance Program

|                  |                                                                                                                               |    |
|------------------|-------------------------------------------------------------------------------------------------------------------------------|----|
| <b>Table 16:</b> | Supplemental Nutrition Assistance Program Households, Persons and Value of Supplemental Nutrition Assistance Program Benefits | 19 |
|------------------|-------------------------------------------------------------------------------------------------------------------------------|----|

## Supplemental Security Income

|                  |                                                                                                  |    |
|------------------|--------------------------------------------------------------------------------------------------|----|
| <b>Table 17:</b> | Supplemental Security Income Recipients, Total Program Expenditures and Federal and State Shares | 20 |
| <b>Table 18:</b> | Supplemental Security Income Recipients by Living Arrangement and Location                       | 21 |
| <b>Table 19:</b> | Supplemental Security Income Recipients by Living Arrangement and Category of Assistance         | 21 |

# Table of Contents

## Child Support

|                  |                                  |    |
|------------------|----------------------------------|----|
| <b>Table 20:</b> | Child Support Collections (IV-D) | 22 |
|------------------|----------------------------------|----|

## Aggregate Claims

|                  |                                                                                                                              |    |
|------------------|------------------------------------------------------------------------------------------------------------------------------|----|
| <b>Table 21:</b> | Aggregate Claims - Total Temporary Assistance                                                                                | 23 |
| <b>Table 22:</b> | Aggregate Claims - Federally Participating - TANF                                                                            | 24 |
| <b>Table 23:</b> | Aggregate Claims - Federally Non-Participating Safety Net Assistance-FNP Maintenance of Effort                               | 25 |
| <b>Table 24:</b> | Aggregate Claims - Federally Non-Participating Safety Net Assistance-FNP and Family Assistance-FNP Non-Maintenance of Effort | 26 |

## Home Energy Assistance Program

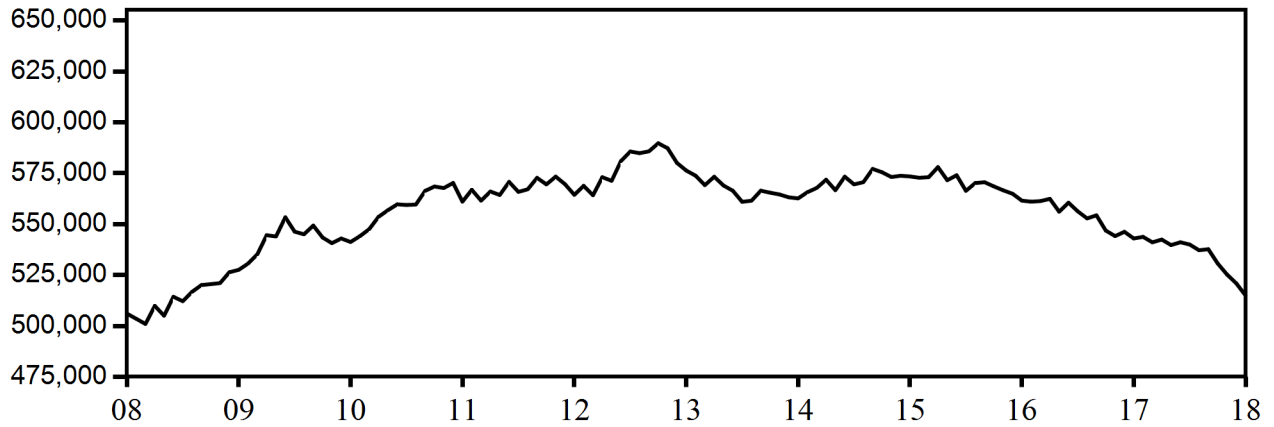
|                  |                                                                                                                             |    |
|------------------|-----------------------------------------------------------------------------------------------------------------------------|----|
| <b>Table 25:</b> | Home Energy Assistance Program Number and Dollar Amount of Benefits Authorized and Administrative Allocations               | 27 |
| <b>Table 26:</b> | Home Energy Assistance Program - Non-Emergency Number, Total Dollar Amount and Average Dollar Amount of Benefits Authorized | 28 |
| <b>Table 27:</b> | Home Energy Assistance Program - Emergency Number, Total Dollar Amount and Average Dollar Amount of Benefits Authorized     | 29 |

## Welfare to Work Statistical Tables

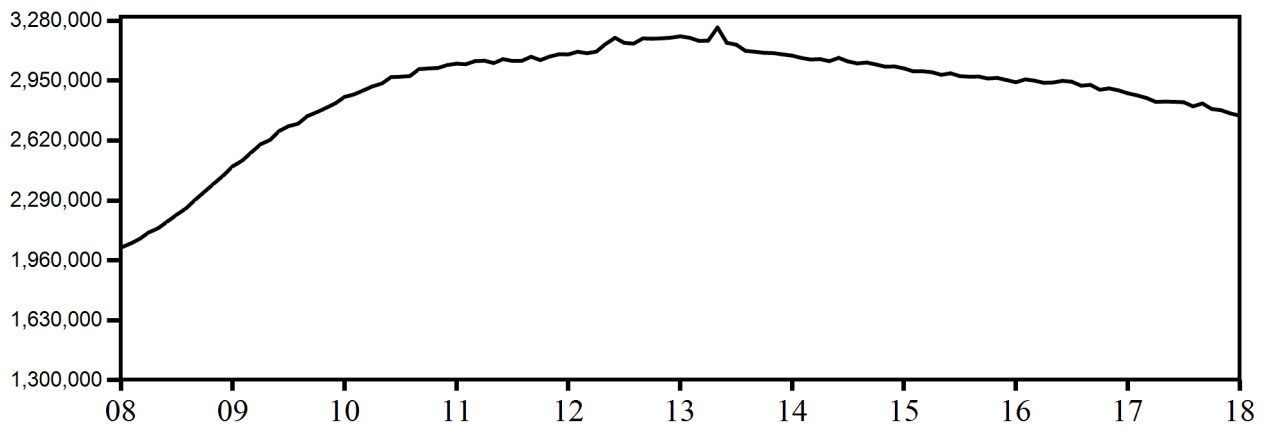
|                  |                                                                                                                                                                         |    |
|------------------|-------------------------------------------------------------------------------------------------------------------------------------------------------------------------|----|
| <b>Table 28:</b> | Federal All Families Work Participation Rates TANF, Safety Net Assistance MOE and Combined TANF and Safety Net Assistance MOE                                           | 30 |
| <b>Table 29:</b> | Work Sanction Status by Presence in Federal All Families Work Participation Calculation TANF, Safety Net Assistance MOE and Combined TANF and Safety Net Assistance MOE | 31 |
| <b>Table 30:</b> | Temporary Assistance Cases with Earned Income Cases, Average Gross Earned Income and Average Net Earned Income after Application of Disregards                          | 32 |

**NEW YORK STATE**  
**August 2008 - July 2018**  
**TEN YEAR TREND**

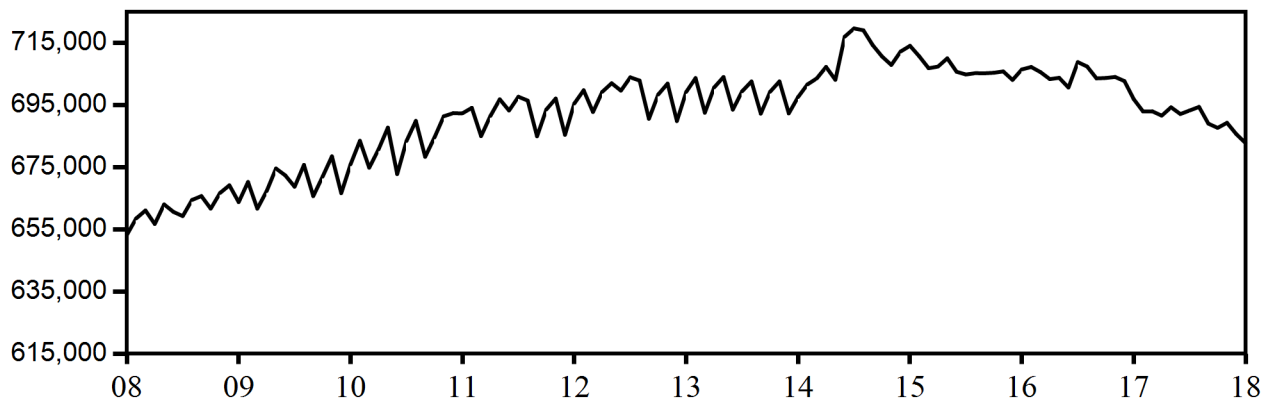
**Temporary Assistance Recipients**



**Supplemental Nutrition Assistance Program Recipients**



**Supplemental Security Income Recipients  
(Including Mental Hygiene)**



SELECTED SUMMARY PROGRAM DATA  
BY REGION

Table 1  
TEMPORARY AND DISABILITY ASSISTANCE CASES  
July 2018

| Region         | Cases                           |                      |                       |                              |                                           |
|----------------|---------------------------------|----------------------|-----------------------|------------------------------|-------------------------------------------|
|                | Temporary Assistance by Program |                      |                       | Supplemental Security Income | Supplemental Nutrition Assistance Program |
|                | Total                           | Family Assistance-FP | Safety Net Assistance |                              |                                           |
| New York State | 273,138                         | 85,053               | 188,085               | 679,215                      | 1,549,426                                 |
| New York City  | 185,105                         | 48,694               | 136,411               | 407,774                      | 920,116                                   |
| Rest of State  | 88,033                          | 36,359               | 51,674                | 271,441                      | 629,310                                   |

Table 2  
TEMPORARY AND DISABILITY ASSISTANCE RECIPIENTS  
July 2018

| Region         | Recipients                      |                      |                       |                              |                                           |
|----------------|---------------------------------|----------------------|-----------------------|------------------------------|-------------------------------------------|
|                | Temporary Assistance by Program |                      |                       | Supplemental Security Income | Supplemental Nutrition Assistance Program |
|                | Total                           | Family Assistance-FP | Safety Net Assistance |                              |                                           |
| New York State | 514,983                         | 197,212              | 317,771               | 679,215                      | 2,756,993                                 |
| New York City  | 346,463                         | 115,531              | 230,932               | 407,774                      | 1,603,658                                 |
| Rest of State  | 168,520                         | 81,681               | 86,839                | 271,441                      | 1,153,335                                 |

Table 3  
TEMPORARY AND DISABILITY ASSISTANCE EXPENDITURES  
July 2018

| Region         | Expenditures                    |                      |                       |                              |                                           |
|----------------|---------------------------------|----------------------|-----------------------|------------------------------|-------------------------------------------|
|                | Temporary Assistance by Program |                      |                       | Supplemental Security Income | Supplemental Nutrition Assistance Program |
|                | Total                           | Family Assistance-FP | Safety Net Assistance |                              |                                           |
| New York State | \$177,420,014                   | \$55,650,289         | \$121,769,725         | \$412,189,729                | \$375,473,155                             |
| New York City  | 117,303,132                     | 30,393,650           | 86,909,482            | 248,137,756                  | 231,798,656                               |
| Rest of State  | 60,116,882                      | 25,256,639           | 34,860,243            | 164,051,973                  | 143,674,499                               |

Note: Supplemental Security Income data listed here do not include Mental Hygiene data. See Tables 17 - 19 for total Supplemental Security Income data.

Table 4  
**TEMPORARY ASSISTANCE**  
 Year to Year Monthly Comparison by Local District  
 Cases, Recipients and Expenditures  
 July 2018

| Local District | July 2018 |            |               | July 2017 |            |               | July 2016 |            |               |
|----------------|-----------|------------|---------------|-----------|------------|---------------|-----------|------------|---------------|
|                | Cases     | Recipients | Expenditures  | Cases     | Recipients | Expenditures  | Cases     | Recipients | Expenditures  |
| New York State | 273,138   | 514,983    | \$177,420,014 | 286,594   | 543,012    | \$172,601,331 | 294,150   | 561,571    | \$179,240,697 |
| New York City  | 185,105   | 346,463    | 117,303,132   | 191,231   | 358,206    | 114,026,263   | 191,813   | 361,085    | 117,097,680   |
| Rest of State  | 88,033    | 168,520    | 60,116,882    | 95,363    | 184,806    | 58,575,068    | 102,337   | 200,486    | 62,143,017    |
| Albany         | 2,331     | 4,758      | 1,763,496     | 2,584     | 5,547      | 1,705,065     | 2,855     | 5,919      | 1,854,376     |
| Allegany       | 409       | 682        | 204,121       | 425       | 744        | 212,417       | 457       | 813        | 223,721       |
| Broome         | 3,334     | 5,931      | 1,730,113     | 3,567     | 6,373      | 1,901,199     | 3,786     | 6,893      | 1,949,322     |
| Cattaraugus    | 802       | 1,266      | 406,782       | 732       | 1,152      | 362,342       | 751       | 1,200      | 369,866       |
| Cayuga         | 774       | 1,308      | 482,340       | 810       | 1,424      | 488,616       | 857       | 1,576      | 526,060       |
| Chautauqua     | 2,037     | 3,992      | 1,022,248     | 2,222     | 4,481      | 1,143,911     | 2,474     | 5,054      | 1,245,301     |
| Chemung        | 655       | 1,132      | 373,550       | 702       | 1,176      | 400,747       | 736       | 1,216      | 390,660       |
| Chenango       | 352       | 581        | 175,867       | 369       | 597        | 165,680       | 419       | 724        | 204,893       |
| Clinton        | 763       | 1,161      | 418,414       | 800       | 1,240      | 421,601       | 823       | 1,310      | 422,274       |
| Columbia       | 449       | 795        | 307,176       | 516       | 895        | 382,990       | 522       | 944        | 286,187       |
| Cortland       | 573       | 928        | 309,180       | 603       | 967        | 321,382       | 628       | 1,044      | 365,346       |
| Delaware       | 200       | 308        | 100,379       | 207       | 324        | 108,442       | 226       | 360        | 119,921       |
| Dutchess       | 1,131     | 1,844      | 934,300       | 1,091     | 1,770      | 852,810       | 1,126     | 1,944      | 874,475       |
| Erie           | 12,754    | 27,267     | 6,372,923     | 14,053    | 30,107     | 6,995,027     | 14,330    | 30,710     | 6,981,368     |
| Essex          | 126       | 197        | 44,172        | 115       | 181        | 47,970        | 121       | 165        | 79,689        |
| Franklin       | 496       | 806        | 235,443       | 474       | 791        | 221,383       | 526       | 894        | 267,609       |
| Fulton         | 238       | 353        | 143,144       | 239       | 380        | 125,402       | 271       | 440        | 151,386       |
| Genesee        | 334       | 568        | 176,889       | 336       | 595        | 159,169       | 312       | 589        | 170,220       |
| Greene         | 347       | 573        | 236,056       | 367       | 650        | 229,571       | 383       | 698        | 239,246       |
| Hamilton       | 14        | 18         | 3,274         | 18        | 25         | 6,374         | 12        | 21         | 4,407         |
| Herkimer       | 430       | 718        | 214,837       | 466       | 757        | 232,374       | 522       | 876        | 267,109       |
| Jefferson      | 1,105     | 1,873      | 568,264       | 1,181     | 2,016      | 638,423       | 1,229     | 2,078      | 661,672       |
| Lewis          | 110       | 152        | 51,824        | 96        | 144        | 50,559        | 95        | 146        | 46,235        |
| Livingston     | 599       | 1,054      | 327,360       | 705       | 1,271      | 378,556       | 733       | 1,379      | 405,741       |
| Madison        | 338       | 568        | 178,404       | 353       | 583        | 172,246       | 382       | 635        | 192,167       |
| Monroe         | 10,502    | 21,036     | 5,571,576     | 12,224    | 24,907     | 6,971,280     | 13,188    | 26,973     | 7,209,826     |
| Montgomery     | 488       | 1,014      | 292,446       | 529       | 1,113      | 292,757       | 526       | 1,143      | 326,270       |
| Nassau         | 4,559     | 8,108      | 5,177,111     | 5,162     | 9,300      | 4,613,000     | 5,990     | 10,981     | 4,422,404     |
| Niagara        | 2,303     | 4,188      | 1,099,039     | 2,634     | 4,841      | 1,245,430     | 2,845     | 5,353      | 1,270,107     |
| Oneida         | 3,614     | 8,068      | 1,865,874     | 3,877     | 8,936      | 2,048,834     | 4,320     | 9,944      | 2,290,599     |
| Onondaga       | 6,526     | 13,941     | 3,575,923     | 6,841     | 14,858     | 3,626,448     | 7,083     | 15,432     | 3,783,254     |
| Ontario        | 840       | 1,362      | 493,508       | 826       | 1,278      | 476,035       | 861       | 1,417      | 515,729       |
| Orange         | 2,258     | 4,217      | 1,981,951     | 2,370     | 4,483      | 1,683,942     | 2,663     | 5,312      | 2,353,798     |
| Orleans        | 568       | 983        | 270,016       | 595       | 1,040      | 304,731       | 639       | 1,124      | 323,655       |
| Oswego         | 1,523     | 2,990      | 805,958       | 1,632     | 3,197      | 852,327       | 1,622     | 3,178      | 822,150       |
| Otsego         | 211       | 315        | 121,499       | 206       | 315        | 124,354       | 190       | 282        | 108,299       |
| Putnam         | 82        | 106        | 66,019        | 90        | 130        | 55,015        | 108       | 143        | 96,353        |
| Rensselaer     | 1,384     | 3,272      | 826,712       | 1,488     | 3,499      | 958,287       | 1,483     | 3,610      | 901,801       |
| Rockland       | 991       | 1,760      | 746,720       | 1,032     | 2,019      | 712,991       | 1,178     | 2,308      | 796,170       |
| St. Lawrence   | 1,007     | 1,889      | 504,004       | 1,162     | 2,201      | 537,613       | 1,205     | 2,295      | 564,162       |
| Saratoga       | 425       | 579        | 272,113       | 401       | 575        | 233,625       | 410       | 569        | 243,230       |
| Schenectady    | 1,556     | 3,242      | 928,319       | 1,556     | 3,295      | 910,398       | 1,744     | 3,620      | 1,017,609     |
| Schoharie      | 144       | 234        | 88,575        | 171       | 283        | 123,516       | 176       | 295        | 112,468       |
| Schuyler       | 155       | 293        | 87,207        | 159       | 291        | 96,542        | 209       | 356        | 113,247       |
| Seneca         | 214       | 341        | 118,218       | 273       | 440        | 148,142       | 216       | 374        | 83,737        |
| Steuben        | 828       | 1,363      | 427,680       | 832       | 1,378      | 420,004       | 888       | 1,573      | 481,169       |
| Suffolk        | 7,662     | 13,537     | 9,615,333     | 8,004     | 13,907     | 6,181,024     | 8,970     | 16,041     | 6,855,349     |
| Sullivan       | 613       | 953        | 324,687       | 664       | 1,145      | 364,906       | 760       | 1,350      | 437,581       |
| Tioga          | 345       | 523        | 182,954       | 341       | 551        | 169,435       | 371       | 640        | 219,817       |
| Tompkins       | 707       | 1,109      | 410,830       | 753       | 1,227      | 430,542       | 774       | 1,287      | 397,932       |
| Ulster         | 1,243     | 2,070      | 1,090,502     | 1,299     | 2,225      | 847,220       | 1,710     | 3,002      | 1,429,224     |
| Warren         | 232       | 376        | 150,625       | 237       | 359        | 128,696       | 211       | 343        | 104,552       |
| Washington     | 356       | 572        | 249,530       | 361       | 592        | 189,790       | 373       | 615        | 261,720       |
| Wayne          | 578       | 950        | 295,815       | 626       | 976        | 294,373       | 623       | 1,015      | 339,287       |
| Westchester    | 5,101     | 9,835      | 5,516,345     | 5,653     | 10,762     | 5,633,264     | 6,058     | 11,691     | 5,775,766     |
| Wyoming        | 188       | 285        | 102,248       | 192       | 283        | 94,859        | 213       | 352        | 108,045       |
| Yates          | 129       | 176        | 76,989        | 142       | 210        | 81,432        | 154       | 240        | 78,456        |

Table 5  
**TEMPORARY ASSISTANCE**  
Cases, Recipients, Children, Adults and Expenditures by Local District  
July 2018

| Local District | Temporary Assistance |            |          |         |               | Expenditures |
|----------------|----------------------|------------|----------|---------|---------------|--------------|
|                | Cases                | Recipients | Children | Adults  |               |              |
| New York State | 273,138              | 514,983    | 251,165  | 263,818 | \$177,420,014 |              |
| New York City  | 185,105              | 346,463    | 155,354  | 191,109 | 117,303,132   |              |
| Rest of State  | 88,033               | 168,520    | 95,811   | 72,709  | 60,116,882    |              |
| Albany         | 2,331                | 4,758      | 2,861    | 1,897   | 1,763,496     |              |
| Allegany       | 409                  | 682        | 362      | 320     | 204,121       |              |
| Broome         | 3,334                | 5,931      | 3,222    | 2,709   | 1,730,113     |              |
| Cattaraugus    | 802                  | 1,266      | 667      | 599     | 406,782       |              |
| Cayuga         | 774                  | 1,308      | 686      | 622     | 482,340       |              |
| Chautauqua     | 2,037                | 3,992      | 2,298    | 1,694   | 1,022,248     |              |
| Chemung        | 655                  | 1,132      | 792      | 340     | 373,550       |              |
| Chenango       | 352                  | 581        | 342      | 239     | 175,867       |              |
| Clinton        | 763                  | 1,161      | 675      | 486     | 418,414       |              |
| Columbia       | 449                  | 795        | 427      | 368     | 307,176       |              |
| Cortland       | 573                  | 928        | 445      | 483     | 309,180       |              |
| Delaware       | 200                  | 308        | 191      | 117     | 100,379       |              |
| Dutchess       | 1,131                | 1,844      | 1,072    | 772     | 934,300       |              |
| Erie           | 12,754               | 27,267     | 15,881   | 11,386  | 6,372,923     |              |
| Essex          | 126                  | 197        | 119      | 78      | 44,172        |              |
| Franklin       | 496                  | 806        | 368      | 438     | 235,443       |              |
| Fulton         | 238                  | 353        | 209      | 144     | 143,144       |              |
| Genesee        | 334                  | 568        | 313      | 255     | 176,889       |              |
| Greene         | 347                  | 573        | 308      | 265     | 236,056       |              |
| Hamilton       | 14                   | 18         | 6        | 12      | 3,274         |              |
| Herkimer       | 430                  | 718        | 420      | 298     | 214,837       |              |
| Jefferson      | 1,105                | 1,873      | 936      | 937     | 568,264       |              |
| Lewis          | 110                  | 152        | 91       | 61      | 51,824        |              |
| Livingston     | 599                  | 1,054      | 544      | 510     | 327,360       |              |
| Madison        | 338                  | 568        | 341      | 227     | 178,404       |              |
| Monroe         | 10,502               | 21,036     | 12,317   | 8,719   | 5,571,576     |              |
| Montgomery     | 488                  | 1,014      | 643      | 371     | 292,446       |              |
| Nassau         | 4,559                | 8,108      | 4,247    | 3,861   | 5,177,111     |              |
| Niagara        | 2,303                | 4,188      | 2,373    | 1,815   | 1,099,039     |              |
| Oneida         | 3,614                | 8,068      | 4,751    | 3,317   | 1,865,874     |              |
| Onondaga       | 6,526                | 13,941     | 8,231    | 5,710   | 3,575,923     |              |
| Ontario        | 840                  | 1,362      | 686      | 676     | 493,508       |              |
| Orange         | 2,258                | 4,217      | 2,393    | 1,824   | 1,981,951     |              |
| Orleans        | 568                  | 983        | 528      | 455     | 270,016       |              |
| Oswego         | 1,523                | 2,990      | 1,706    | 1,284   | 805,958       |              |
| Otsego         | 211                  | 315        | 166      | 149     | 121,499       |              |
| Putnam         | 82                   | 106        | 62       | 44      | 66,019        |              |
| Rensselaer     | 1,384                | 3,272      | 2,136    | 1,136   | 826,712       |              |
| Rockland       | 991                  | 1,760      | 975      | 785     | 746,720       |              |
| St. Lawrence   | 1,007                | 1,889      | 1,053    | 836     | 504,004       |              |
| Saratoga       | 425                  | 579        | 329      | 250     | 272,113       |              |
| Schenectady    | 1,556                | 3,242      | 2,056    | 1,186   | 928,319       |              |
| Schoharie      | 144                  | 234        | 162      | 72      | 88,575        |              |
| Schuyler       | 155                  | 293        | 172      | 121     | 87,207        |              |
| Seneca         | 214                  | 341        | 182      | 159     | 118,218       |              |
| Steuben        | 828                  | 1,363      | 716      | 647     | 427,680       |              |
| Suffolk        | 7,662                | 13,537     | 6,843    | 6,694   | 9,615,333     |              |
| Sullivan       | 613                  | 953        | 522      | 431     | 324,687       |              |
| Tioga          | 345                  | 523        | 349      | 174     | 182,954       |              |
| Tompkins       | 707                  | 1,109      | 534      | 575     | 410,830       |              |
| Ulster         | 1,243                | 2,070      | 1,088    | 982     | 1,090,502     |              |
| Warren         | 232                  | 376        | 220      | 156     | 150,625       |              |
| Washington     | 356                  | 572        | 336      | 236     | 249,530       |              |
| Wayne          | 578                  | 950        | 549      | 401     | 295,815       |              |
| Westchester    | 5,101                | 9,835      | 5,651    | 4,184   | 5,516,345     |              |
| Wyoming        | 188                  | 285        | 142      | 143     | 102,248       |              |
| Yates          | 129                  | 176        | 117      | 59      | 76,989        |              |



Table 6  
**FAMILY ASSISTANCE-FP**  
Cases, Recipients, Children, Adults and Expenditures by Local District  
July 2018

| Local District | Family Assistance-FP |            |          |        |              |
|----------------|----------------------|------------|----------|--------|--------------|
|                | Cases                | Recipients | Children | Adults | Expenditures |
| New York State | 85,053               | 197,212    | 145,091  | 52,121 | \$55,650,289 |
| New York City  | 48,694               | 115,531    | 82,201   | 33,330 | 30,393,650   |
| Rest of State  | 36,359               | 81,681     | 62,890   | 18,791 | 25,256,639   |
| Albany         | 1,103                | 2,509      | 1,911    | 598    | 882,675      |
| Allegany       | 184                  | 373        | 282      | 91     | 91,143       |
| Broome         | 1,342                | 2,809      | 2,149    | 660    | 773,131      |
| Cattaraugus    | 332                  | 651        | 519      | 132    | 165,567      |
| Cayuga         | 322                  | 701        | 534      | 167    | 188,416      |
| Chautauqua     | 907                  | 2,069      | 1,562    | 507    | 488,440      |
| Chemung        | 366                  | 725        | 648      | 77     | 203,583      |
| Chenango       | 177                  | 345        | 280      | 65     | 92,147       |
| Clinton        | 371                  | 675        | 576      | 99     | 190,824      |
| Columbia       | 184                  | 410        | 319      | 91     | 109,245      |
| Cortland       | 203                  | 435        | 335      | 100    | 110,991      |
| Delaware       | 119                  | 221        | 181      | 40     | 59,686       |
| Dutchess       | 495                  | 1,003      | 834      | 169    | 444,554      |
| Erie           | 5,270                | 12,795     | 9,516    | 3,279  | 2,906,219    |
| Essex          | 71                   | 136        | 114      | 22     | 28,696       |
| Franklin       | 186                  | 400        | 283      | 117    | 96,936       |
| Fulton         | 112                  | 216        | 189      | 27     | 65,326       |
| Genesee        | 134                  | 298        | 234      | 64     | 68,979       |
| Greene         | 140                  | 292        | 232      | 60     | 92,300       |
| Hamilton       | 4                    | 8          | 6        | 2      | 1,108        |
| Herkimer       | 209                  | 403        | 333      | 70     | 108,780      |
| Jefferson      | 414                  | 902        | 680      | 222    | 214,471      |
| Lewis          | 50                   | 82         | 75       | 7      | 23,168       |
| Livingston     | 273                  | 606        | 432      | 174    | 157,147      |
| Madison        | 160                  | 320        | 269      | 51     | 79,122       |
| Monroe         | 4,234                | 9,662      | 7,409    | 2,253  | 2,444,628    |
| Montgomery     | 259                  | 620        | 491      | 129    | 147,665      |
| Nassau         | 1,582                | 3,330      | 2,637    | 693    | 1,832,145    |
| Niagara        | 947                  | 2,000      | 1,572    | 428    | 487,893      |
| Oneida         | 1,472                | 3,739      | 2,764    | 975    | 784,687      |
| Onondaga       | 2,845                | 6,996      | 5,164    | 1,832  | 1,675,847    |
| Ontario        | 349                  | 745        | 565      | 180    | 201,534      |
| Orange         | 913                  | 1,981      | 1,552    | 429    | 807,002      |
| Orleans        | 238                  | 511        | 377      | 134    | 123,309      |
| Oswego         | 695                  | 1,612      | 1,208    | 404    | 393,066      |
| Otsego         | 88                   | 167        | 141      | 26     | 47,785       |
| Putnam         | 39                   | 61         | 56       | 5      | 19,156       |
| Rensselaer     | 808                  | 1,915      | 1,413    | 502    | 449,073      |
| Rockland       | 367                  | 798        | 665      | 133    | 277,703      |
| St. Lawrence   | 426                  | 941        | 730      | 211    | 230,021      |
| Saratoga       | 193                  | 326        | 293      | 33     | 95,089       |
| Schenectady    | 789                  | 1,834      | 1,438    | 396    | 500,786      |
| Schoharie      | 87                   | 160        | 144      | 16     | 47,472       |
| Schuyler       | 70                   | 164        | 132      | 32     | 38,276       |
| Seneca         | 86                   | 173        | 140      | 33     | 43,872       |
| Steuben        | 353                  | 736        | 567      | 169    | 200,798      |
| Suffolk        | 2,554                | 5,766      | 4,438    | 1,328  | 3,364,199    |
| Sullivan       | 247                  | 486        | 407      | 79     | 122,572      |
| Tioga          | 198                  | 343        | 300      | 43     | 100,520      |
| Tompkins       | 234                  | 482        | 379      | 103    | 127,567      |
| Ulster         | 512                  | 981        | 756      | 225    | 463,489      |
| Warren         | 116                  | 242        | 201      | 41     | 64,550       |
| Washington     | 166                  | 319        | 270      | 49     | 94,778       |
| Wayne          | 280                  | 574        | 470      | 104    | 155,754      |
| Westchester    | 1,935                | 4,383      | 3,506    | 877    | 2,198,793    |
| Wyoming        | 76                   | 138        | 110      | 28     | 37,649       |
| Yates          | 73                   | 112        | 102      | 10     | 36,307       |

Table 7  
SAFETY NET ASSISTANCE\*  
Cases, Recipients, Children, Adults and Expenditures by Local District  
July 2018

| Local District | Safety Net Assistance |            |          |         |               |
|----------------|-----------------------|------------|----------|---------|---------------|
|                | Cases                 | Recipients | Children | Adults  | Expenditures  |
| New York State | 188,085               | 317,771    | 106,074  | 211,697 | \$121,769,725 |
| New York City  | 136,411               | 230,932    | 73,153   | 157,779 | 86,909,482    |
| Rest of State  | 51,674                | 86,839     | 32,921   | 53,918  | 34,860,243    |
| Albany         | 1,228                 | 2,249      | 950      | 1,299   | 880,821       |
| Allegany       | 225                   | 309        | 80       | 229     | 112,978       |
| Broome         | 1,992                 | 3,122      | 1,073    | 2,049   | 956,982       |
| Cattaraugus    | 470                   | 615        | 148      | 467     | 241,215       |
| Cayuga         | 452                   | 607        | 152      | 455     | 293,924       |
| Chautauqua     | 1,130                 | 1,923      | 736      | 1,187   | 533,808       |
| Chemung        | 289                   | 407        | 144      | 263     | 169,967       |
| Chenango       | 175                   | 236        | 62       | 174     | 83,720        |
| Clinton        | 392                   | 486        | 99       | 387     | 227,590       |
| Columbia       | 265                   | 385        | 108      | 277     | 197,931       |
| Cortland       | 370                   | 493        | 110      | 383     | 198,189       |
| Delaware       | 81                    | 87         | 10       | 77      | 40,693        |
| Dutchess       | 636                   | 841        | 238      | 603     | 489,746       |
| Erie           | 7,484                 | 14,472     | 6,365    | 8,107   | 3,466,704     |
| Essex          | 55                    | 61         | 5        | 56      | 15,476        |
| Franklin       | 310                   | 406        | 85       | 321     | 138,507       |
| Fulton         | 126                   | 137        | 20       | 117     | 77,818        |
| Genesee        | 200                   | 270        | 79       | 191     | 107,910       |
| Greene         | 207                   | 281        | 76       | 205     | 143,756       |
| Hamilton       | 10                    | 10         | 0        | 10      | 2,166         |
| Herkimer       | 221                   | 315        | 87       | 228     | 106,057       |
| Jefferson      | 691                   | 971        | 256      | 715     | 353,793       |
| Lewis          | 60                    | 70         | 16       | 54      | 28,656        |
| Livingston     | 326                   | 448        | 112      | 336     | 170,213       |
| Madison        | 178                   | 248        | 72       | 176     | 99,282        |
| Monroe         | 6,268                 | 11,374     | 4,908    | 6,466   | 3,126,948     |
| Montgomery     | 229                   | 394        | 152      | 242     | 144,781       |
| Nassau         | 2,977                 | 4,778      | 1,610    | 3,168   | 3,344,966     |
| Niagara        | 1,356                 | 2,188      | 801      | 1,387   | 611,146       |
| Oneida         | 2,142                 | 4,329      | 1,987    | 2,342   | 1,081,187     |
| Onondaga       | 3,681                 | 6,945      | 3,067    | 3,878   | 1,900,076     |
| Ontario        | 491                   | 617        | 121      | 496     | 291,974       |
| Orange         | 1,345                 | 2,236      | 841      | 1,395   | 1,174,949     |
| Orleans        | 330                   | 472        | 151      | 321     | 146,707       |
| Oswego         | 828                   | 1,378      | 498      | 880     | 412,892       |
| Otsego         | 123                   | 148        | 25       | 123     | 73,714        |
| Putnam         | 43                    | 45         | 6        | 39      | 46,863        |
| Rensselaer     | 576                   | 1,357      | 723      | 634     | 377,639       |
| Rockland       | 624                   | 962        | 310      | 652     | 469,017       |
| St. Lawrence   | 581                   | 948        | 323      | 625     | 273,983       |
| Saratoga       | 232                   | 253        | 36       | 217     | 177,024       |
| Schenectady    | 767                   | 1,408      | 618      | 790     | 427,533       |
| Schoharie      | 57                    | 74         | 18       | 56      | 41,103        |
| Schuyler       | 85                    | 129        | 40       | 89      | 48,931        |
| Seneca         | 128                   | 168        | 42       | 126     | 74,346        |
| Steuben        | 475                   | 627        | 149      | 478     | 226,882       |
| Suffolk        | 5,108                 | 7,771      | 2,405    | 5,366   | 6,251,134     |
| Sullivan       | 366                   | 467        | 115      | 352     | 202,115       |
| Tioga          | 147                   | 180        | 49       | 131     | 82,434        |
| Tompkins       | 473                   | 627        | 155      | 472     | 283,263       |
| Ulster         | 731                   | 1,089      | 332      | 757     | 627,013       |
| Warren         | 116                   | 134        | 19       | 115     | 86,075        |
| Washington     | 190                   | 253        | 66       | 187     | 154,752       |
| Wayne          | 298                   | 376        | 79       | 297     | 140,061       |
| Westchester    | 3,166                 | 5,452      | 2,145    | 3,307   | 3,317,552     |
| Wyoming        | 112                   | 147        | 32       | 115     | 64,599        |
| Yates          | 56                    | 64         | 15       | 49      | 40,682        |

\* Includes Federally Non-Participating Family Assistance cases (non-disabled two-parent Family Assistance cases).

Table 8  
**TEMPORARY ASSISTANCE BY FUNDING SOURCE**  
**Cases, Recipients, and Expenditures by Local District**  
**July 2018**

| Local District | Total   |            |               | Federally Participating-TANF Family Assistance-FP and Safety Net Assistance-FP |            |              | Federally Non-Participating Safety Net Assistance-FNP and Family Assistance-FNP |            |               |
|----------------|---------|------------|---------------|--------------------------------------------------------------------------------|------------|--------------|---------------------------------------------------------------------------------|------------|---------------|
|                | Cases   | Recipients | Expenditures  | Cases                                                                          | Recipients | Expenditures | Cases                                                                           | Recipients | Expenditures  |
| New York State | 273,138 | 514,983    | \$177,420,014 | 86,094                                                                         | 199,980    | \$56,320,648 | 187,044                                                                         | 315,003    | \$121,099,366 |
| New York City  | 185,105 | 346,463    | 117,303,132   | 48,772                                                                         | 115,687    | 30,422,147   | 136,333                                                                         | 230,776    | 86,880,985    |
| Rest of State  | 88,033  | 168,520    | 60,116,882    | 37,322                                                                         | 84,293     | 25,898,501   | 50,711                                                                          | 84,227     | 34,218,381    |
| Albany         | 2,331   | 4,758      | 1,763,496     | 1,133                                                                          | 2,585      | 913,364      | 1,198                                                                           | 2,173      | 850,132       |
| Allegany       | 409     | 682        | 204,121       | 184                                                                            | 373        | 91,143       | 225                                                                             | 309        | 112,978       |
| Broome         | 3,334   | 5,931      | 1,730,113     | 1,428                                                                          | 3,062      | 811,217      | 1,906                                                                           | 2,869      | 918,896       |
| Cattaraugus    | 802     | 1,266      | 406,782       | 360                                                                            | 727        | 182,291      | 442                                                                             | 539        | 224,491       |
| Cayuga         | 774     | 1,308      | 482,340       | 339                                                                            | 750        | 197,555      | 435                                                                             | 558        | 284,785       |
| Chautauqua     | 2,037   | 3,992      | 1,022,248     | 917                                                                            | 2,097      | 493,537      | 1,120                                                                           | 1,895      | 528,711       |
| Chemung        | 655     | 1,132      | 373,550       | 377                                                                            | 755        | 210,611      | 278                                                                             | 377        | 162,939       |
| Chenango       | 352     | 581        | 175,867       | 180                                                                            | 352        | 94,653       | 172                                                                             | 229        | 81,214        |
| Clinton        | 763     | 1,161      | 418,414       | 379                                                                            | 695        | 194,790      | 384                                                                             | 466        | 223,624       |
| Columbia       | 449     | 795        | 307,176       | 191                                                                            | 430        | 114,624      | 258                                                                             | 365        | 192,552       |
| Cortland       | 573     | 928        | 309,180       | 223                                                                            | 482        | 127,662      | 350                                                                             | 446        | 181,518       |
| Delaware       | 200     | 308        | 100,379       | 120                                                                            | 223        | 60,009       | 80                                                                              | 85         | 40,370        |
| Dutchess       | 1,131   | 1,844      | 934,300       | 509                                                                            | 1,041      | 458,260      | 622                                                                             | 803        | 476,040       |
| Erie           | 12,754  | 27,267     | 6,372,923     | 5,405                                                                          | 13,158     | 2,980,835    | 7,349                                                                           | 14,109     | 3,392,088     |
| Essex          | 126     | 197        | 44,172        | 72                                                                             | 137        | 28,778       | 54                                                                              | 60         | 15,394        |
| Franklin       | 496     | 806        | 235,443       | 190                                                                            | 410        | 98,815       | 306                                                                             | 396        | 136,628       |
| Fulton         | 238     | 353        | 143,144       | 115                                                                            | 221        | 68,492       | 123                                                                             | 132        | 74,652        |
| Genesee        | 334     | 568        | 176,889       | 140                                                                            | 314        | 73,565       | 194                                                                             | 254        | 103,324       |
| Greene         | 347     | 573        | 236,056       | 141                                                                            | 294        | 93,620       | 206                                                                             | 279        | 142,436       |
| Hamilton       | 14      | 18         | 3,274         | 4                                                                              | 8          | 1,108        | 10                                                                              | 10         | 2,166         |
| Herkimer       | 430     | 718        | 214,837       | 216                                                                            | 421        | 113,589      | 214                                                                             | 297        | 101,248       |
| Jefferson      | 1,105   | 1,873      | 568,264       | 437                                                                            | 965        | 223,960      | 668                                                                             | 908        | 344,304       |
| Lewis          | 110     | 152        | 51,824        | 52                                                                             | 88         | 25,182       | 58                                                                              | 64         | 26,642        |
| Livingston     | 599     | 1,054      | 327,360       | 277                                                                            | 618        | 158,701      | 322                                                                             | 436        | 168,659       |
| Madison        | 338     | 568        | 178,404       | 172                                                                            | 353        | 85,609       | 166                                                                             | 215        | 92,795        |
| Monroe         | 10,502  | 21,036     | 5,571,576     | 4,490                                                                          | 10,367     | 2,587,852    | 6,012                                                                           | 10,669     | 2,983,724     |
| Montgomery     | 488     | 1,014      | 292,446       | 262                                                                            | 630        | 149,728      | 226                                                                             | 384        | 142,718       |
| Nassau         | 4,559   | 8,108      | 5,177,111     | 1,582                                                                          | 3,330      | 1,832,145    | 2,977                                                                           | 4,778      | 3,344,966     |
| Niagara        | 2,303   | 4,188      | 1,099,039     | 996                                                                            | 2,131      | 509,764      | 1,307                                                                           | 2,057      | 589,275       |
| Oneida         | 3,614   | 8,068      | 1,865,874     | 1,499                                                                          | 3,823      | 808,262      | 2,115                                                                           | 4,245      | 1,057,612     |
| Onondaga       | 6,526   | 13,941     | 3,575,923     | 2,856                                                                          | 7,019      | 1,681,946    | 3,670                                                                           | 6,922      | 1,893,977     |
| Ontario        | 840     | 1,362      | 493,508       | 358                                                                            | 768        | 210,543      | 482                                                                             | 594        | 282,965       |
| Orange         | 2,258   | 4,217      | 1,981,951     | 925                                                                            | 2,009      | 830,941      | 1,333                                                                           | 2,208      | 1,151,010     |
| Orleans        | 568     | 983        | 270,016       | 243                                                                            | 525        | 126,792      | 325                                                                             | 458        | 143,224       |
| Oswego         | 1,523   | 2,990      | 805,958       | 727                                                                            | 1,693      | 407,199      | 796                                                                             | 1,297      | 398,759       |
| Otsego         | 211     | 315        | 121,499       | 88                                                                             | 167        | 47,785       | 123                                                                             | 148        | 73,714        |
| Putnam         | 82      | 106        | 66,019        | 39                                                                             | 61         | 19,156       | 43                                                                              | 45         | 46,863        |
| Rensselaer     | 1,384   | 3,272      | 826,712       | 816                                                                            | 1,937      | 456,786      | 568                                                                             | 1,335      | 369,926       |
| Rockland       | 991     | 1,760      | 746,720       | 371                                                                            | 804        | 281,871      | 620                                                                             | 956        | 464,849       |
| St. Lawrence   | 1,007   | 1,889      | 504,004       | 428                                                                            | 944        | 232,722      | 579                                                                             | 945        | 271,282       |
| Saratoga       | 425     | 579        | 272,113       | 193                                                                            | 326        | 95,089       | 232                                                                             | 253        | 177,024       |
| Schenectady    | 1,556   | 3,242      | 928,319       | 792                                                                            | 1,841      | 504,786      | 764                                                                             | 1,401      | 423,533       |
| Schoharie      | 144     | 234        | 88,575        | 88                                                                             | 163        | 48,023       | 56                                                                              | 71         | 40,552        |
| Schuyler       | 155     | 293        | 87,207        | 71                                                                             | 166        | 38,534       | 84                                                                              | 127        | 48,673        |
| Seneca         | 214     | 341        | 118,218       | 86                                                                             | 173        | 43,872       | 128                                                                             | 168        | 74,346        |
| Steuben        | 828     | 1,363      | 427,680       | 354                                                                            | 738        | 202,300      | 474                                                                             | 625        | 225,380       |
| Suffolk        | 7,662   | 13,537     | 9,615,333     | 2,588                                                                          | 5,862      | 3,417,115    | 5,074                                                                           | 7,675      | 6,198,218     |
| Sullivan       | 613     | 953        | 324,687       | 248                                                                            | 489        | 123,084      | 365                                                                             | 464        | 201,603       |
| Tioga          | 345     | 523        | 182,954       | 206                                                                            | 362        | 105,004      | 139                                                                             | 161        | 77,950        |
| Tompkins       | 707     | 1,109      | 410,830       | 251                                                                            | 533        | 139,391      | 456                                                                             | 576        | 271,439       |
| Ulster         | 1,243   | 2,070      | 1,090,502     | 516                                                                            | 989        | 465,293      | 727                                                                             | 1,081      | 625,209       |
| Warren         | 232     | 376        | 150,625       | 118                                                                            | 245        | 66,417       | 114                                                                             | 131        | 84,208        |
| Washington     | 356     | 572        | 249,530       | 173                                                                            | 339        | 100,602      | 183                                                                             | 233        | 148,928       |
| Wayne          | 578     | 950        | 295,815       | 292                                                                            | 613        | 164,295      | 286                                                                             | 337        | 131,520       |
| Westchester    | 5,101   | 9,835      | 5,516,345     | 1,950                                                                          | 4,419      | 2,222,349    | 3,151                                                                           | 5,416      | 3,293,996     |
| Wyoming        | 188     | 285        | 102,248       | 82                                                                             | 156        | 40,578       | 106                                                                             | 129        | 61,670        |
| Yates          | 129     | 176        | 76,989        | 73                                                                             | 112        | 36,307       | 56                                                                              | 64         | 40,682        |

Table 9  
**TEMPORARY ASSISTANCE FOR NEEDY FAMILIES-FP BY PROGRAM**  
 Cases, Recipients, Children, Adults and Expenditures by Local District  
 July 2018

| Local District | Family Assistance-FP |            |          |        |              | Safety Net Assistance-FP |            |          |        |              |
|----------------|----------------------|------------|----------|--------|--------------|--------------------------|------------|----------|--------|--------------|
|                | Cases                | Recipients | Children | Adults | Expenditures | Cases                    | Recipients | Children | Adults | Expenditures |
| New York State | 85,053               | 197,212    | 145,091  | 52,121 | \$55,650,289 | 1,041                    | 2,768      | 1,613    | 1,155  | \$670,359    |
| New York City  | 48,694               | 115,531    | 82,201   | 33,330 | 30,393,650   | 78                       | 156        | 95       | 61     | 28,497       |
| Rest of State  | 36,359               | 81,681     | 62,890   | 18,791 | 25,256,639   | 963                      | 2,612      | 1,518    | 1,094  | 641,862      |
| Albany         | 1,103                | 2,509      | 1,911    | 598    | 882,675      | 30                       | 76         | 43       | 33     | 30,689       |
| Allegany       | 184                  | 373        | 282      | 91     | 91,143       | 0                        | 0          | 0        | 0      | 0            |
| Broome         | 1,342                | 2,809      | 2,149    | 660    | 773,131      | 86                       | 253        | 152      | 101    | 38,086       |
| Cattaraugus    | 332                  | 651        | 519      | 132    | 165,567      | 28                       | 76         | 44       | 32     | 16,724       |
| Cayuga         | 322                  | 701        | 534      | 167    | 188,416      | 17                       | 49         | 31       | 18     | 9,139        |
| Chautauqua     | 907                  | 2,069      | 1,562    | 507    | 488,440      | 10                       | 28         | 16       | 12     | 5,097        |
| Chemung        | 366                  | 725        | 648      | 77     | 203,583      | 11                       | 30         | 18       | 12     | 7,028        |
| Chenango       | 177                  | 345        | 280      | 65     | 92,147       | 3                        | 7          | 4        | 3      | 2,506        |
| Clinton        | 371                  | 675        | 576      | 99     | 190,824      | 8                        | 20         | 10       | 10     | 3,966        |
| Columbia       | 184                  | 410        | 319      | 91     | 109,245      | 7                        | 20         | 12       | 8      | 5,379        |
| Cortland       | 203                  | 435        | 335      | 100    | 110,991      | 20                       | 47         | 24       | 23     | 16,671       |
| Delaware       | 119                  | 221        | 181      | 40     | 59,686       | 1                        | 2          | 1        | 1      | 323          |
| Dutchess       | 495                  | 1,003      | 834      | 169    | 444,554      | 14                       | 38         | 22       | 16     | 13,706       |
| Erie           | 5,270                | 12,795     | 9,516    | 3,279  | 2,906,219    | 135                      | 363        | 211      | 152    | 74,616       |
| Essex          | 71                   | 136        | 114      | 22     | 28,696       | 1                        | 1          | 0        | 1      | 82           |
| Franklin       | 186                  | 400        | 283      | 117    | 96,936       | 4                        | 10         | 5        | 5      | 1,879        |
| Fulton         | 112                  | 216        | 189      | 27     | 65,326       | 3                        | 5          | 3        | 2      | 3,166        |
| Genesee        | 134                  | 298        | 234      | 64     | 68,979       | 6                        | 16         | 11       | 5      | 4,586        |
| Greene         | 140                  | 292        | 232      | 60     | 92,300       | 1                        | 2          | 1        | 1      | 1,320        |
| Hamilton       | 4                    | 8          | 6        | 2      | 1,108        | 0                        | 0          | 0        | 0      | 0            |
| Herkimer       | 209                  | 403        | 333      | 70     | 108,780      | 7                        | 18         | 9        | 9      | 4,809        |
| Jefferson      | 414                  | 902        | 680      | 222    | 214,471      | 23                       | 63         | 35       | 28     | 9,489        |
| Lewis          | 50                   | 82         | 75       | 7      | 23,168       | 2                        | 6          | 3        | 3      | 2,014        |
| Livingston     | 273                  | 606        | 432      | 174    | 157,147      | 4                        | 12         | 7        | 5      | 1,554        |
| Madison        | 160                  | 320        | 269      | 51     | 79,122       | 12                       | 33         | 19       | 14     | 6,487        |
| Monroe         | 4,234                | 9,662      | 7,409    | 2,253  | 2,444,628    | 256                      | 705        | 422      | 283    | 143,224      |
| Montgomery     | 259                  | 620        | 491      | 129    | 147,665      | 3                        | 10         | 6        | 4      | 2,063        |
| Nassau         | 1,582                | 3,330      | 2,637    | 693    | 1,832,145    | 0                        | 0          | 0        | 0      | 0            |
| Niagara        | 947                  | 2,000      | 1,572    | 428    | 487,893      | 49                       | 131        | 78       | 53     | 21,871       |
| Oneida         | 1,472                | 3,739      | 2,764    | 975    | 784,687      | 27                       | 84         | 51       | 33     | 23,575       |
| Onondaga       | 2,845                | 6,996      | 5,164    | 1,832  | 1,675,847    | 11                       | 23         | 12       | 11     | 6,099        |
| Ontario        | 349                  | 745        | 565      | 180    | 201,534      | 9                        | 23         | 13       | 10     | 9,009        |
| Orange         | 913                  | 1,981      | 1,552    | 429    | 807,002      | 12                       | 28         | 16       | 12     | 23,939       |
| Orleans        | 238                  | 511        | 377      | 134    | 123,309      | 5                        | 14         | 7        | 7      | 3,483        |
| Oswego         | 695                  | 1,612      | 1,208    | 404    | 393,066      | 32                       | 81         | 43       | 38     | 14,133       |
| Otsego         | 88                   | 167        | 141      | 26     | 47,785       | 0                        | 0          | 0        | 0      | 0            |
| Putnam         | 39                   | 61         | 56       | 5      | 19,156       | 0                        | 0          | 0        | 0      | 0            |
| Rensselaer     | 808                  | 1,915      | 1,413    | 502    | 449,073      | 8                        | 22         | 12       | 10     | 7,713        |
| Rockland       | 367                  | 798        | 665      | 133    | 277,703      | 4                        | 6          | 3        | 3      | 4,168        |
| St. Lawrence   | 426                  | 941        | 730      | 211    | 230,021      | 2                        | 3          | 1        | 2      | 2,701        |
| Saratoga       | 193                  | 326        | 293      | 33     | 95,089       | 0                        | 0          | 0        | 0      | 0            |
| Schenectady    | 789                  | 1,834      | 1,438    | 396    | 500,786      | 3                        | 7          | 4        | 3      | 4,000        |
| Schoharie      | 87                   | 160        | 144      | 16     | 47,472       | 1                        | 3          | 1        | 2      | 551          |
| Schuyler       | 70                   | 164        | 132      | 32     | 38,276       | 1                        | 2          | 1        | 1      | 258          |
| Seneca         | 86                   | 173        | 140      | 33     | 43,872       | 0                        | 0          | 0        | 0      | 0            |
| Steuben        | 353                  | 736        | 567      | 169    | 200,798      | 1                        | 2          | 1        | 1      | 1,502        |
| Suffolk        | 2,554                | 5,766      | 4,438    | 1,328  | 3,364,199    | 34                       | 96         | 54       | 42     | 52,916       |
| Sullivan       | 247                  | 486        | 407      | 79     | 122,572      | 1                        | 3          | 2        | 1      | 512          |
| Tioga          | 198                  | 343        | 300      | 43     | 100,520      | 8                        | 19         | 12       | 7      | 4,484        |
| Tompkins       | 234                  | 482        | 379      | 103    | 127,567      | 17                       | 51         | 29       | 22     | 11,824       |
| Ulster         | 512                  | 981        | 756      | 225    | 463,489      | 4                        | 8          | 3        | 5      | 1,804        |
| Warren         | 116                  | 242        | 201      | 41     | 64,550       | 2                        | 3          | 1        | 2      | 1,867        |
| Washington     | 166                  | 319        | 270      | 49     | 94,778       | 7                        | 20         | 12       | 8      | 5,824        |
| Wayne          | 280                  | 574        | 470      | 104    | 155,754      | 12                       | 39         | 24       | 15     | 8,541        |
| Westchester    | 1,935                | 4,383      | 3,506    | 877    | 2,198,793    | 15                       | 36         | 19       | 17     | 23,556       |
| Wyoming        | 76                   | 138        | 110      | 28     | 37,649       | 6                        | 18         | 10       | 8      | 2,929        |
| Yates          | 73                   | 112        | 102      | 10     | 36,307       | 0                        | 0          | 0        | 0      | 0            |

Table 10  
 SAFETY NET ASSISTANCE-FNP AND FAMILY ASSISTANCE-FNP  
 Cases, Recipients, Children, Adults and Expenditures by Local District  
 July 2018

| Local District | Safety Net Assistance-FNP and Family Assistance-FNP |            |          |         |               |
|----------------|-----------------------------------------------------|------------|----------|---------|---------------|
|                | Cases                                               | Recipients | Children | Adults  | Expenditures  |
| New York State | 187,044                                             | 315,003    | 104,461  | 210,542 | \$121,099,366 |
| New York City  | 136,333                                             | 230,776    | 73,058   | 157,718 | 86,880,985    |
| Rest of State  | 50,711                                              | 84,227     | 31,403   | 52,824  | 34,218,381    |
| Albany         | 1,198                                               | 2,173      | 907      | 1,266   | 850,132       |
| Allegany       | 225                                                 | 309        | 80       | 229     | 112,978       |
| Broome         | 1,906                                               | 2,869      | 921      | 1,948   | 918,896       |
| Cattaraugus    | 442                                                 | 539        | 104      | 435     | 224,491       |
| Cayuga         | 435                                                 | 558        | 121      | 437     | 284,785       |
| Chautauqua     | 1,120                                               | 1,895      | 720      | 1,175   | 528,711       |
| Chemung        | 278                                                 | 377        | 126      | 251     | 162,939       |
| Chenango       | 172                                                 | 229        | 58       | 171     | 81,214        |
| Clinton        | 384                                                 | 466        | 89       | 377     | 223,624       |
| Columbia       | 258                                                 | 365        | 96       | 269     | 192,552       |
| Cortland       | 350                                                 | 446        | 86       | 360     | 181,518       |
| Delaware       | 80                                                  | 85         | 9        | 76      | 40,370        |
| Dutchess       | 622                                                 | 803        | 216      | 587     | 476,040       |
| Erie           | 7,349                                               | 14,109     | 6,154    | 7,955   | 3,392,088     |
| Essex          | 54                                                  | 60         | 5        | 55      | 15,394        |
| Franklin       | 306                                                 | 396        | 80       | 316     | 136,628       |
| Fulton         | 123                                                 | 132        | 17       | 115     | 74,652        |
| Genesee        | 194                                                 | 254        | 68       | 186     | 103,324       |
| Greene         | 206                                                 | 279        | 75       | 204     | 142,436       |
| Hamilton       | 10                                                  | 10         | 0        | 10      | 2,166         |
| Herkimer       | 214                                                 | 297        | 78       | 219     | 101,248       |
| Jefferson      | 668                                                 | 908        | 221      | 687     | 344,304       |
| Lewis          | 58                                                  | 64         | 13       | 51      | 26,642        |
| Livingston     | 322                                                 | 436        | 105      | 331     | 168,659       |
| Madison        | 166                                                 | 215        | 53       | 162     | 92,795        |
| Monroe         | 6,012                                               | 10,669     | 4,486    | 6,183   | 2,983,724     |
| Montgomery     | 226                                                 | 384        | 146      | 238     | 142,718       |
| Nassau         | 2,977                                               | 4,778      | 1,610    | 3,168   | 3,344,966     |
| Niagara        | 1,307                                               | 2,057      | 723      | 1,334   | 589,275       |
| Oneida         | 2,115                                               | 4,245      | 1,936    | 2,309   | 1,057,612     |
| Onondaga       | 3,670                                               | 6,922      | 3,055    | 3,867   | 1,893,977     |
| Ontario        | 482                                                 | 594        | 108      | 486     | 282,965       |
| Orange         | 1,333                                               | 2,208      | 825      | 1,383   | 1,151,010     |
| Orleans        | 325                                                 | 458        | 144      | 314     | 143,224       |
| Oswego         | 796                                                 | 1,297      | 455      | 842     | 398,759       |
| Otsego         | 123                                                 | 148        | 25       | 123     | 73,714        |
| Putnam         | 43                                                  | 45         | 6        | 39      | 46,863        |
| Rensselaer     | 568                                                 | 1,335      | 711      | 624     | 369,926       |
| Rockland       | 620                                                 | 956        | 307      | 649     | 464,849       |
| St. Lawrence   | 579                                                 | 945        | 322      | 623     | 271,282       |
| Saratoga       | 232                                                 | 253        | 36       | 217     | 177,024       |
| Schenectady    | 764                                                 | 1,401      | 614      | 787     | 423,533       |
| Schoharie      | 56                                                  | 71         | 17       | 54      | 40,552        |
| Schuyler       | 84                                                  | 127        | 39       | 88      | 48,673        |
| Seneca         | 128                                                 | 168        | 42       | 126     | 74,346        |
| Steuben        | 474                                                 | 625        | 148      | 477     | 225,380       |
| Suffolk        | 5,074                                               | 7,675      | 2,351    | 5,324   | 6,198,218     |
| Sullivan       | 365                                                 | 464        | 113      | 351     | 201,603       |
| Tioga          | 139                                                 | 161        | 37       | 124     | 77,950        |
| Tompkins       | 456                                                 | 576        | 126      | 450     | 271,439       |
| Ulster         | 727                                                 | 1,081      | 329      | 752     | 625,209       |
| Warren         | 114                                                 | 131        | 18       | 113     | 84,208        |
| Washington     | 183                                                 | 233        | 54       | 179     | 148,928       |
| Wayne          | 286                                                 | 337        | 55       | 282     | 131,520       |
| Westchester    | 3,151                                               | 5,416      | 2,126    | 3,290   | 3,293,996     |
| Wyoming        | 106                                                 | 129        | 22       | 107     | 61,670        |
| Yates          | 56                                                  | 64         | 15       | 49      | 40,682        |

Table 11  
**SAFETY NET ASSISTANCE-FNP BY MAINTENANCE OF EFFORT STATUS**  
Maintenance of Effort (MOE) vs. Non-Maintenance of Effort (Non-MOE)  
Cases, Recipients, Children, Adults and Expenditures by Local District  
July 2018

| Local District | Maintenance of Effort (MOE) |            |          |        |              | Non-Maintenance of Effort (Non-MOE)* |            |          |         |              |
|----------------|-----------------------------|------------|----------|--------|--------------|--------------------------------------|------------|----------|---------|--------------|
|                | Cases                       | Recipients | Children | Adults | Expenditures | Cases                                | Recipients | Children | Adults  | Expenditures |
| New York State | 35,097                      | 117,286    | 75,595   | 41,691 | \$27,029,231 | 151,947                              | 197,717    | 28,866   | 168,851 | \$94,070,135 |
| New York City  | 26,370                      | 85,903     | 53,430   | 32,473 | 19,074,370   | 109,963                              | 144,873    | 19,628   | 125,245 | 67,806,615   |
| Rest of State  | 8,727                       | 31,383     | 22,165   | 9,218  | 7,954,861    | 41,984                               | 52,844     | 9,238    | 43,606  | 26,263,520   |
| Albany         | 215                         | 788        | 572      | 216    | 187,837      | 983                                  | 1,385      | 335      | 1,050   | 662,295      |
| Allegany       | 23                          | 77         | 54       | 23     | 15,708       | 202                                  | 232        | 26       | 206     | 97,270       |
| Broome         | 245                         | 910        | 634      | 276    | 150,639      | 1,661                                | 1,959      | 287      | 1,672   | 768,257      |
| Cattaraugus    | 27                          | 82         | 54       | 28     | 14,745       | 415                                  | 457        | 50       | 407     | 209,746      |
| Cayuga         | 32                          | 118        | 83       | 35     | 24,120       | 403                                  | 440        | 38       | 402     | 260,665      |
| Chautauqua     | 247                         | 843        | 569      | 274    | 157,169      | 873                                  | 1,052      | 151      | 901     | 371,542      |
| Chemung        | 20                          | 84         | 60       | 24     | 15,814       | 258                                  | 293        | 66       | 227     | 147,125      |
| Chenango       | 11                          | 35         | 24       | 11     | 6,637        | 161                                  | 194        | 34       | 160     | 74,577       |
| Clinton        | 22                          | 70         | 47       | 23     | 15,604       | 362                                  | 396        | 42       | 354     | 208,020      |
| Columbia       | 26                          | 92         | 63       | 29     | 20,649       | 232                                  | 273        | 33       | 240     | 171,903      |
| Cortland       | 25                          | 86         | 57       | 29     | 14,493       | 325                                  | 360        | 29       | 331     | 167,025      |
| Delaware       | 1                           | 2          | 2        | 0      | 69           | 79                                   | 83         | 7        | 76      | 40,301       |
| Dutchess       | 57                          | 200        | 144      | 56     | 45,261       | 565                                  | 603        | 72       | 531     | 430,779      |
| Erie           | 1,439                       | 5,330      | 3,827    | 1,503  | 878,935      | 5,910                                | 8,779      | 2,327    | 6,452   | 2,513,153    |
| Essex          | 0                           | 0          | 0        | 0      | 0            | 54                                   | 60         | 5        | 55      | 15,394       |
| Franklin       | 27                          | 87         | 56       | 31     | 15,133       | 279                                  | 309        | 24       | 285     | 121,495      |
| Fulton         | 1                           | 3          | 2        | 1      | 631          | 122                                  | 129        | 15       | 114     | 74,021       |
| Genesee        | 20                          | 74         | 55       | 19     | 10,492       | 174                                  | 180        | 13       | 167     | 92,832       |
| Greene         | 26                          | 89         | 63       | 26     | 14,335       | 180                                  | 190        | 12       | 178     | 128,101      |
| Hamilton       | 0                           | 0          | 0        | 0      | 0            | 10                                   | 10         | 0        | 10      | 2,166        |
| Herkimer       | 25                          | 94         | 68       | 26     | 17,113       | 189                                  | 203        | 10       | 193     | 84,135       |
| Jefferson      | 51                          | 161        | 109      | 52     | 25,787       | 617                                  | 747        | 112      | 635     | 318,517      |
| Lewis          | 2                           | 5          | 3        | 2      | 670          | 56                                   | 59         | 10       | 49      | 25,972       |
| Livingston     | 33                          | 105        | 69       | 36     | 18,650       | 289                                  | 331        | 36       | 295     | 150,009      |
| Madison        | 17                          | 63         | 44       | 19     | 11,576       | 149                                  | 152        | 9        | 143     | 81,219       |
| Monroe         | 1,540                       | 5,448      | 3,855    | 1,593  | 928,323      | 4,472                                | 5,221      | 631      | 4,590   | 2,055,401    |
| Montgomery     | 50                          | 173        | 118      | 55     | 30,110       | 176                                  | 211        | 28       | 183     | 112,608      |
| Nassau         | 489                         | 1,678      | 1,178    | 500    | 892,007      | 2,488                                | 3,100      | 432      | 2,668   | 2,452,959    |
| Niagara        | 218                         | 799        | 557      | 242    | 125,788      | 1,089                                | 1,258      | 166      | 1,092   | 463,487      |
| Oneida         | 422                         | 1,722      | 1,263    | 459    | 243,330      | 1,693                                | 2,523      | 673      | 1,850   | 814,282      |
| Onondaga       | 666                         | 2,585      | 1,883    | 702    | 449,166      | 3,004                                | 4,337      | 1,172    | 3,165   | 1,444,811    |
| Ontario        | 21                          | 73         | 49       | 24     | 18,280       | 461                                  | 521        | 59       | 462     | 264,685      |
| Orange         | 283                         | 965        | 665      | 300    | 363,640      | 1,050                                | 1,243      | 160      | 1,083   | 787,370      |
| Orleans        | 30                          | 104        | 71       | 33     | 14,847       | 295                                  | 354        | 73       | 281     | 128,377      |
| Oswego         | 117                         | 422        | 293      | 129    | 74,350       | 679                                  | 875        | 162      | 713     | 324,409      |
| Otsego         | 4                           | 16         | 11       | 5      | 2,522        | 119                                  | 132        | 14       | 118     | 71,192       |
| Putnam         | 0                           | 0          | 0        | 0      | 0            | 43                                   | 45         | 6        | 39      | 46,863       |
| Rensselaer     | 197                         | 729        | 522      | 207    | 116,747      | 371                                  | 606        | 189      | 417     | 253,179      |
| Rockland       | 56                          | 202        | 141      | 61     | 37,070       | 564                                  | 754        | 166      | 588     | 427,779      |
| St. Lawrence   | 74                          | 259        | 184      | 75     | 42,943       | 505                                  | 686        | 138      | 548     | 228,339      |
| Saratoga       | 1                           | 6          | 4        | 2      | 1,055        | 231                                  | 247        | 32       | 215     | 175,969      |
| Schenectady    | 152                         | 582        | 420      | 162    | 101,540      | 612                                  | 819        | 194      | 625     | 321,993      |
| Schoharie      | 5                           | 18         | 14       | 4      | 3,656        | 51                                   | 53         | 3        | 50      | 36,896       |
| Schuyler       | 7                           | 26         | 18       | 8      | 4,494        | 77                                   | 101        | 21       | 80      | 44,179       |
| Seneca         | 15                          | 42         | 27       | 15     | 8,115        | 113                                  | 126        | 15       | 111     | 66,231       |
| Steuben        | 42                          | 138        | 95       | 43     | 22,927       | 432                                  | 487        | 53       | 434     | 202,453      |
| Suffolk        | 661                         | 2,475      | 1,754    | 721    | 1,380,576    | 4,413                                | 5,200      | 597      | 4,603   | 4,817,642    |
| Sullivan       | 31                          | 102        | 70       | 32     | 11,118       | 334                                  | 362        | 43       | 319     | 190,485      |
| Tioga          | 4                           | 14         | 9        | 5      | 1,974        | 135                                  | 147        | 28       | 119     | 75,976       |
| Tompkins       | 36                          | 117        | 77       | 40     | 22,590       | 420                                  | 459        | 49       | 410     | 248,849      |
| Ulster         | 105                         | 342        | 225      | 117    | 84,074       | 622                                  | 739        | 104      | 635     | 541,135      |
| Warren         | 4                           | 16         | 11       | 5      | 3,056        | 110                                  | 115        | 7        | 108     | 81,152       |
| Washington     | 12                          | 47         | 34       | 13     | 9,903        | 171                                  | 186        | 20       | 166     | 139,025      |
| Wayne          | 20                          | 54         | 33       | 21     | 10,112       | 266                                  | 283        | 22       | 261     | 121,408      |
| Westchester    | 868                         | 2,814      | 1,912    | 902    | 1,285,580    | 2,283                                | 2,602      | 214      | 2,388   | 2,008,416    |
| Wyoming        | 2                           | 8          | 6        | 2      | 969          | 104                                  | 121        | 16       | 105     | 60,701       |
| Yates          | 3                           | 9          | 7        | 2      | 1,932        | 53                                   | 55         | 8        | 47      | 38,750       |

\* The Non-MOE category includes otherwise Temporary Assistance for Needy Families eligible or otherwise Safety Net Assistance MOE eligible non-disabled two-parent cases.

Table 12  
SAFETY NET ASSISTANCE-FNP-CASH TOTAL\*  
Cases, Recipients, Children, Adults and Expenditures by Local District  
July 2018

| Local District | Safety Net Assistance-FNP Cash Total |            |          |          |              |
|----------------|--------------------------------------|------------|----------|----------|--------------|
|                | Cases                                | Recipients | Children | Adults   | Expenditures |
| New York State | See Note                             | See Note   | See Note | See Note | See Note     |
| New York City  | See Note                             | See Note   | See Note | See Note | See Note     |
| Rest of State  | 29,644                               | 40,556     | 9,582    | 30,974   | \$18,218,345 |
| Albany         | 663                                  | 1,120      | 390      | 730      | 450,043      |
| Allegany       | 138                                  | 167        | 23       | 144      | 62,557       |
| Broome         | 1,184                                | 1,466      | 263      | 1,203    | 541,839      |
| Cattaraugus    | 281                                  | 339        | 61       | 278      | 138,446      |
| Cayuga         | 295                                  | 344        | 53       | 291      | 177,825      |
| Chautauqua     | 656                                  | 877        | 197      | 680      | 272,960      |
| Chemung        | 230                                  | 297        | 97       | 200      | 128,472      |
| Chenango       | 133                                  | 158        | 28       | 130      | 61,660       |
| Clinton        | 282                                  | 315        | 36       | 279      | 161,114      |
| Columbia       | 148                                  | 176        | 22       | 154      | 105,914      |
| Cortland       | 211                                  | 244        | 29       | 215      | 97,171       |
| Delaware       | 65                                   | 69         | 6        | 63       | 32,560       |
| Dutchess       | 386                                  | 500        | 137      | 363      | 271,437      |
| Erie           | 4,231                                | 7,044      | 2,359    | 4,685    | 1,809,556    |
| Essex          | 41                                   | 45         | 2        | 43       | 13,787       |
| Franklin       | 214                                  | 241        | 22       | 219      | 90,505       |
| Fulton         | 93                                   | 100        | 15       | 85       | 51,189       |
| Genesee        | 128                                  | 135        | 15       | 120      | 58,503       |
| Greene         | 127                                  | 138        | 10       | 128      | 84,317       |
| Hamilton       | 7                                    | 7          | 0        | 7        | 1,812        |
| Herkimer       | 118                                  | 125        | 7        | 118      | 48,618       |
| Jefferson      | 397                                  | 495        | 83       | 412      | 184,517      |
| Lewis          | 40                                   | 43         | 5        | 38       | 16,016       |
| Livingston     | 217                                  | 251        | 33       | 218      | 111,864      |
| Madison        | 95                                   | 107        | 16       | 91       | 47,033       |
| Monroe         | 2,909                                | 3,999      | 988      | 3,011    | 1,365,550    |
| Montgomery     | 111                                  | 131        | 17       | 114      | 68,351       |
| Nassau         | 1,762                                | 2,165      | 276      | 1,889    | 1,696,258    |
| Niagara        | 771                                  | 1,000      | 219      | 781      | 326,645      |
| Oneida         | 1,301                                | 2,059      | 634      | 1,425    | 628,845      |
| Onondaga       | 2,599                                | 4,193      | 1,452    | 2,741    | 1,263,631    |
| Ontario        | 310                                  | 357        | 43       | 314      | 147,899      |
| Orange         | 729                                  | 925        | 170      | 755      | 510,962      |
| Orleans        | 246                                  | 301        | 72       | 229      | 95,797       |
| Oswego         | 514                                  | 714        | 175      | 539      | 241,766      |
| Otsego         | 90                                   | 103        | 9        | 94       | 54,885       |
| Putnam         | 27                                   | 29         | 6        | 23       | 29,098       |
| Rensselaer     | 269                                  | 447        | 142      | 305      | 162,995      |
| Rockland       | 260                                  | 287        | 21       | 266      | 173,677      |
| St. Lawrence   | 302                                  | 430        | 98       | 332      | 136,161      |
| Saratoga       | 186                                  | 202        | 32       | 170      | 125,077      |
| Schenectady    | 440                                  | 582        | 146      | 436      | 223,001      |
| Schoharie      | 42                                   | 43         | 2        | 41       | 23,272       |
| Schuyler       | 62                                   | 89         | 24       | 65       | 34,699       |
| Seneca         | 71                                   | 89         | 16       | 73       | 41,661       |
| Steuben        | 339                                  | 408        | 57       | 351      | 147,154      |
| Suffolk        | 3,419                                | 4,290      | 708      | 3,582    | 3,871,134    |
| Sullivan       | 236                                  | 266        | 45       | 221      | 107,540      |
| Tioga          | 108                                  | 118        | 26       | 92       | 50,974       |
| Tompkins       | 256                                  | 292        | 39       | 253      | 141,260      |
| Ulster         | 394                                  | 492        | 87       | 405      | 364,842      |
| Warren         | 83                                   | 88         | 7        | 81       | 64,757       |
| Washington     | 138                                  | 156        | 16       | 140      | 102,540      |
| Wayne          | 190                                  | 215        | 22       | 193      | 73,454       |
| Westchester    | 999                                  | 1,168      | 106      | 1,062    | 865,668      |
| Wyoming        | 65                                   | 77         | 10       | 67       | 30,986       |
| Yates          | 36                                   | 38         | 8        | 30       | 28,091       |

Note: A breakout of Safety Net Assistance-FNP-Cash and Safety Net Assistance-FNP-Non-Cash data is not available for New York City.

\* May include otherwise Temporary Assistance for Needy Families eligible or otherwise Safety Net Assistance MOE eligible non-disabled two-parent cases.

Table 13  
SAFETY NET ASSISTANCE-FNP-CASH BY MAINTENANCE OF EFFORT STATUS  
Maintenance of Effort (MOE) vs. Non-Maintenance of Effort (Non-MOE)  
Cases, Recipients, Children, Adults and Expenditures by Local District  
July 2018

| Local District | Maintenance of Effort (MOE) |            |          |          |              | Non-Maintenance of Effort (Non-MOE)* |            |          |          |              |
|----------------|-----------------------------|------------|----------|----------|--------------|--------------------------------------|------------|----------|----------|--------------|
|                | Cases                       | Recipients | Children | Adults   | Expenditures | Cases                                | Recipients | Children | Adults   | Expenditures |
| New York State | See Note                    | See Note   | See Note | See Note | See Note     | See Note                             | See Note   | See Note | See Note | See Note     |
| New York City  | See Note                    | See Note   | See Note | See Note | See Note     | See Note                             | See Note   | See Note | See Note | See Note     |
| Rest of State  | 1,404                       | 4,770      | 3,208    | 1,562    | \$1,071,700  | 28,240                               | 35,786     | 6,374    | 29,412   | \$17,146,645 |
| Albany         | 44                          | 160        | 114      | 46       | 32,826       | 619                                  | 960        | 276      | 684      | 417,217      |
| Allegany       | 2                           | 10         | 6        | 4        | 1,913        | 136                                  | 157        | 17       | 140      | 60,644       |
| Broome         | 37                          | 132        | 88       | 44       | 23,893       | 1,147                                | 1,334      | 175      | 1,159    | 517,946      |
| Cattaraugus    | 12                          | 31         | 19       | 12       | 6,721        | 269                                  | 308        | 42       | 266      | 131,725      |
| Cayuga         | 6                           | 25         | 19       | 6        | 3,488        | 289                                  | 319        | 34       | 285      | 174,337      |
| Chautauqua     | 47                          | 148        | 90       | 58       | 30,102       | 609                                  | 729        | 107      | 622      | 242,858      |
| Chemung        | 13                          | 49         | 34       | 15       | 10,289       | 217                                  | 248        | 63       | 185      | 118,183      |
| Chenango       | 0                           | 0          | 0        | 0        | 0            | 133                                  | 158        | 28       | 130      | 61,660       |
| Clinton        | 4                           | 7          | 3        | 4        | 2,801        | 278                                  | 308        | 33       | 275      | 158,313      |
| Columbia       | 2                           | 4          | 2        | 2        | 988          | 146                                  | 172        | 20       | 152      | 104,926      |
| Cortland       | 3                           | 8          | 4        | 4        | 1,197        | 208                                  | 236        | 25       | 211      | 95,974       |
| Delaware       | 0                           | 0          | 0        | 0        | 0            | 65                                   | 69         | 6        | 63       | 32,560       |
| Dutchess       | 39                          | 131        | 92       | 39       | 31,402       | 347                                  | 369        | 45       | 324      | 240,035      |
| Erie           | 294                         | 990        | 669      | 321      | 189,126      | 3,937                                | 6,054      | 1,690    | 4,364    | 1,620,430    |
| Essex          | 0                           | 0          | 0        | 0        | 0            | 41                                   | 45         | 2        | 43       | 13,787       |
| Franklin       | 3                           | 7          | 3        | 4        | 1,067        | 211                                  | 234        | 19       | 215      | 89,438       |
| Fulton         | 0                           | 0          | 0        | 0        | 0            | 93                                   | 100        | 15       | 85       | 51,189       |
| Genesee        | 2                           | 3          | 2        | 1        | 836          | 126                                  | 132        | 13       | 119      | 57,667       |
| Greene         | 2                           | 4          | 2        | 2        | 655          | 125                                  | 134        | 8        | 126      | 83,662       |
| Hamilton       | 0                           | 0          | 0        | 0        | 0            | 7                                    | 7          | 0        | 7        | 1,812        |
| Herkimer       | 1                           | 2          | 1        | 1        | 106          | 117                                  | 123        | 6        | 117      | 48,512       |
| Jefferson      | 6                           | 14         | 10       | 4        | 3,160        | 391                                  | 481        | 73       | 408      | 181,357      |
| Lewis          | 0                           | 0          | 0        | 0        | 0            | 40                                   | 43         | 5        | 38       | 16,016       |
| Livingston     | 7                           | 19         | 12       | 7        | 3,739        | 210                                  | 232        | 21       | 211      | 108,125      |
| Madison        | 5                           | 16         | 11       | 5        | 2,570        | 90                                   | 91         | 5        | 86       | 44,463       |
| Monroe         | 215                         | 730        | 505      | 225      | 144,926      | 2,694                                | 3,269      | 483      | 2,786    | 1,220,624    |
| Montgomery     | 5                           | 17         | 12       | 5        | 2,769        | 106                                  | 114        | 5        | 109      | 65,582       |
| Nassau         | 28                          | 89         | 60       | 29       | 42,413       | 1,734                                | 2,076      | 216      | 1,860    | 1,653,845    |
| Niagara        | 48                          | 160        | 100      | 60       | 28,126       | 723                                  | 840        | 119      | 721      | 298,519      |
| Oneida         | 80                          | 299        | 199      | 100      | 51,041       | 1,221                                | 1,760      | 435      | 1,325    | 577,804      |
| Onondaga       | 213                         | 779        | 546      | 233      | 152,148      | 2,386                                | 3,414      | 906      | 2,508    | 1,111,483    |
| Ontario        | 0                           | 0          | 0        | 0        | 0            | 310                                  | 357        | 43       | 314      | 147,899      |
| Orange         | 44                          | 139        | 89       | 50       | 36,751       | 685                                  | 786        | 81       | 705      | 474,211      |
| Orleans        | 6                           | 21         | 15       | 6        | 3,225        | 240                                  | 280        | 57       | 223      | 92,572       |
| Oswego         | 22                          | 81         | 58       | 23       | 13,700       | 492                                  | 633        | 117      | 516      | 228,066      |
| Otsego         | 0                           | 0          | 0        | 0        | 0            | 90                                   | 103        | 9        | 94       | 54,885       |
| Putnam         | 0                           | 0          | 0        | 0        | 0            | 27                                   | 29         | 6        | 23       | 29,098       |
| Rensselaer     | 6                           | 19         | 12       | 7        | 4,061        | 263                                  | 428        | 130      | 298      | 158,934      |
| Rockland       | 6                           | 18         | 9        | 9        | 1,908        | 254                                  | 269        | 12       | 257      | 171,769      |
| St. Lawrence   | 7                           | 16         | 9        | 7        | 3,986        | 295                                  | 414        | 89       | 325      | 132,175      |
| Saratoga       | 0                           | 0          | 0        | 0        | 0            | 186                                  | 202        | 32       | 170      | 125,077      |
| Schenectady    | 6                           | 16         | 10       | 6        | 4,443        | 434                                  | 566        | 136      | 430      | 218,558      |
| Schoharie      | 0                           | 0          | 0        | 0        | 0            | 42                                   | 43         | 2        | 41       | 23,272       |
| Schuyler       | 1                           | 5          | 4        | 1        | 1,028        | 61                                   | 84         | 20       | 64       | 33,671       |
| Seneca         | 2                           | 9          | 7        | 2        | 894          | 69                                   | 80         | 9        | 71       | 40,767       |
| Steuben        | 6                           | 23         | 15       | 8        | 4,218        | 333                                  | 385        | 42       | 343      | 142,936      |
| Suffolk        | 128                         | 473        | 317      | 156      | 203,061      | 3,291                                | 3,817      | 391      | 3,426    | 3,668,073    |
| Sullivan       | 2                           | 4          | 2        | 2        | 1,068        | 234                                  | 262        | 43       | 219      | 106,472      |
| Tioga          | 0                           | 0          | 0        | 0        | 0            | 108                                  | 118        | 26       | 92       | 50,974       |
| Tompkins       | 2                           | 6          | 4        | 2        | 1,400        | 254                                  | 286        | 35       | 251      | 139,860      |
| Ulster         | 12                          | 35         | 20       | 15       | 5,397        | 382                                  | 457        | 67       | 390      | 359,445      |
| Warren         | 0                           | 0          | 0        | 0        | 0            | 83                                   | 88         | 7        | 81       | 64,757       |
| Washington     | 4                           | 10         | 6        | 4        | 2,676        | 134                                  | 146        | 10       | 136      | 99,864       |
| Wayne          | 8                           | 22         | 13       | 9        | 5,048        | 182                                  | 193        | 9        | 184      | 68,406       |
| Westchester    | 24                          | 39         | 15       | 24       | 10,534       | 975                                  | 1,129      | 91       | 1,038    | 855,134      |
| Wyoming        | 0                           | 0          | 0        | 0        | 0            | 65                                   | 77         | 10       | 67       | 30,986       |
| Yates          | 0                           | 0          | 0        | 0        | 0            | 36                                   | 38         | 8        | 30       | 28,091       |

Note: A breakout of Safety Net Assistance-FNP-Cash and Safety Net Assistance-FNP-Non-Cash data is not available for New York City.

\* The Non-MOE category includes otherwise Temporary Assistance for Needy Families eligible or otherwise Safety Net Assistance MOE eligible non-disabled two-parent cases.



Table 14  
SAFETY NET ASSISTANCE-FNP-NON-CASH TOTAL\*  
Cases, Recipients, Children, Adults and Expenditures by Local District  
July 2018

| Local District | Safety Net Assistance-FNP-Non-Cash Total |            |          |          |              |
|----------------|------------------------------------------|------------|----------|----------|--------------|
|                | Cases                                    | Recipients | Children | Adults   | Expenditures |
| New York State | See Note                                 | See Note   | See Note | See Note | See Note     |
| New York City  | See Note                                 | See Note   | See Note | See Note | See Note     |
| Rest of State  | 21,067                                   | 43,671     | 21,821   | 21,850   | \$16,000,036 |
| Albany         | 535                                      | 1,053      | 517      | 536      | 400,089      |
| Allegany       | 87                                       | 142        | 57       | 85       | 50,421       |
| Broome         | 722                                      | 1,403      | 658      | 745      | 377,057      |
| Cattaraugus    | 161                                      | 200        | 43       | 157      | 86,045       |
| Cayuga         | 140                                      | 214        | 68       | 146      | 106,960      |
| Chautauqua     | 464                                      | 1,018      | 523      | 495      | 255,751      |
| Chemung        | 48                                       | 80         | 29       | 51       | 34,467       |
| Chenango       | 39                                       | 71         | 30       | 41       | 19,554       |
| Clinton        | 102                                      | 151        | 53       | 98       | 62,510       |
| Columbia       | 110                                      | 189        | 74       | 115      | 86,638       |
| Cortland       | 139                                      | 202        | 57       | 145      | 84,347       |
| Delaware       | 15                                       | 16         | 3        | 13       | 7,810        |
| Dutchess       | 236                                      | 303        | 79       | 224      | 204,603      |
| Erie           | 3,118                                    | 7,065      | 3,795    | 3,270    | 1,582,532    |
| Essex          | 13                                       | 15         | 3        | 12       | 1,607        |
| Franklin       | 92                                       | 155        | 58       | 97       | 46,123       |
| Fulton         | 30                                       | 32         | 2        | 30       | 23,463       |
| Genesee        | 66                                       | 119        | 53       | 66       | 44,821       |
| Greene         | 79                                       | 141        | 65       | 76       | 58,119       |
| Hamilton       | 3                                        | 3          | 0        | 3        | 354          |
| Herkimer       | 96                                       | 172        | 71       | 101      | 52,630       |
| Jefferson      | 271                                      | 413        | 138      | 275      | 159,787      |
| Lewis          | 18                                       | 21         | 8        | 13       | 10,626       |
| Livingston     | 105                                      | 185        | 72       | 113      | 56,795       |
| Madison        | 71                                       | 108        | 37       | 71       | 45,762       |
| Monroe         | 3,103                                    | 6,670      | 3,498    | 3,172    | 1,618,174    |
| Montgomery     | 115                                      | 253        | 129      | 124      | 74,367       |
| Nassau         | 1,215                                    | 2,613      | 1,334    | 1,279    | 1,648,708    |
| Niagara        | 536                                      | 1,057      | 504      | 553      | 262,630      |
| Oneida         | 814                                      | 2,186      | 1,302    | 884      | 428,767      |
| Onondaga       | 1,071                                    | 2,729      | 1,603    | 1,126    | 630,346      |
| Ontario        | 172                                      | 237        | 65       | 172      | 135,066      |
| Orange         | 604                                      | 1,283      | 655      | 628      | 640,048      |
| Orleans        | 79                                       | 157        | 72       | 85       | 47,427       |
| Oswego         | 282                                      | 583        | 280      | 303      | 156,993      |
| Otsego         | 33                                       | 45         | 16       | 29       | 18,829       |
| Putnam         | 16                                       | 16         | 0        | 16       | 17,765       |
| Rensselaer     | 299                                      | 888        | 569      | 319      | 206,931      |
| Rockland       | 360                                      | 669        | 286      | 383      | 291,172      |
| St. Lawrence   | 277                                      | 515        | 224      | 291      | 135,121      |
| Saratoga       | 46                                       | 51         | 4        | 47       | 51,947       |
| Schenectady    | 324                                      | 819        | 468      | 351      | 200,532      |
| Schoharie      | 14                                       | 28         | 15       | 13       | 17,280       |
| Schuyler       | 22                                       | 38         | 15       | 23       | 13,974       |
| Seneca         | 57                                       | 79         | 26       | 53       | 32,685       |
| Steuben        | 135                                      | 217        | 91       | 126      | 78,226       |
| Suffolk        | 1,655                                    | 3,385      | 1,643    | 1,742    | 2,327,084    |
| Sullivan       | 129                                      | 198        | 68       | 130      | 94,063       |
| Tioga          | 31                                       | 43         | 11       | 32       | 26,976       |
| Tompkins       | 200                                      | 284        | 87       | 197      | 130,179      |
| Ulster         | 333                                      | 589        | 242      | 347      | 260,367      |
| Warren         | 31                                       | 43         | 11       | 32       | 19,451       |
| Washington     | 45                                       | 77         | 38       | 39       | 46,388       |
| Wayne          | 96                                       | 122        | 33       | 89       | 58,066       |
| Westchester    | 2,152                                    | 4,248      | 2,020    | 2,228    | 2,428,328    |
| Wyoming        | 41                                       | 52         | 12       | 40       | 30,684       |
| Yates          | 20                                       | 26         | 7        | 19       | 12,591       |

Note: A breakout of Safety Net Assistance-FNP-Cash and Safety Net Assistance-FNP-Non-Cash data is not available for New York City.

\* May include otherwise Temporary Assistance for Needy Families eligible or otherwise Safety Net Assistance MOE eligible non-disabled two-parent cases.

Table 15  
SAFETY NET ASSISTANCE-FNP-NON-CASH BY MAINTENANCE OF EFFORT STATUS  
Maintenance of Effort (MOE) vs. Non-Maintenance of Effort (Non-MOE)  
Cases, Recipients, Children, Adults and Expenditures by Local District  
July 2018

| Local District | Maintenance of Effort (MOE) |            |          |          |              | Non-Maintenance of Effort (Non-MOE)* |            |          |          |              |
|----------------|-----------------------------|------------|----------|----------|--------------|--------------------------------------|------------|----------|----------|--------------|
|                | Cases                       | Recipients | Children | Adults   | Expenditures | Cases                                | Recipients | Children | Adults   | Expenditures |
| New York State | See Note                    | See Note   | See Note | See Note | See Note     | See Note                             | See Note   | See Note | See Note | See Note     |
| New York City  | See Note                    | See Note   | See Note | See Note | See Note     | See Note                             | See Note   | See Note | See Note | See Note     |
| Rest of State  | 7,323                       | 26,613     | 18,957   | 7,656    | \$6,883,161  | 13,744                               | 17,058     | 2,864    | 14,194   | \$9,116,875  |
| Albany         | 171                         | 628        | 458      | 170      | 155,011      | 364                                  | 425        | 59       | 366      | 245,078      |
| Allegany       | 21                          | 67         | 48       | 19       | 13,795       | 66                                   | 75         | 9        | 66       | 36,626       |
| Broome         | 208                         | 778        | 546      | 232      | 126,746      | 514                                  | 625        | 112      | 513      | 250,311      |
| Cattaraugus    | 15                          | 51         | 35       | 16       | 8,024        | 146                                  | 149        | 8        | 141      | 78,021       |
| Cayuga         | 26                          | 93         | 64       | 29       | 20,632       | 114                                  | 121        | 4        | 117      | 86,328       |
| Chautauqua     | 200                         | 695        | 479      | 216      | 127,067      | 264                                  | 323        | 44       | 279      | 128,684      |
| Chemung        | 7                           | 35         | 26       | 9        | 5,525        | 41                                   | 45         | 3        | 42       | 28,942       |
| Chenango       | 11                          | 35         | 24       | 11       | 6,637        | 28                                   | 36         | 6        | 30       | 12,917       |
| Clinton        | 18                          | 63         | 44       | 19       | 12,803       | 84                                   | 88         | 9        | 79       | 49,707       |
| Columbia       | 24                          | 88         | 61       | 27       | 19,661       | 86                                   | 101        | 13       | 88       | 66,977       |
| Cortland       | 22                          | 78         | 53       | 25       | 13,296       | 117                                  | 124        | 4        | 120      | 71,051       |
| Delaware       | 1                           | 2          | 2        | 0        | 69           | 14                                   | 14         | 1        | 13       | 7,741        |
| Dutchess       | 18                          | 69         | 52       | 17       | 13,859       | 218                                  | 234        | 27       | 207      | 190,744      |
| Erie           | 1,145                       | 4,340      | 3,158    | 1,182    | 689,809      | 1,973                                | 2,725      | 637      | 2,088    | 892,723      |
| Essex          | 0                           | 0          | 0        | 0        | 0            | 13                                   | 15         | 3        | 12       | 1,607        |
| Franklin       | 24                          | 80         | 53       | 27       | 14,066       | 68                                   | 75         | 5        | 70       | 32,057       |
| Fulton         | 1                           | 3          | 2        | 1        | 631          | 29                                   | 29         | 0        | 29       | 22,832       |
| Genesee        | 18                          | 71         | 53       | 18       | 9,656        | 48                                   | 48         | 0        | 48       | 35,165       |
| Greene         | 24                          | 85         | 61       | 24       | 13,680       | 55                                   | 56         | 4        | 52       | 44,439       |
| Hamilton       | 0                           | 0          | 0        | 0        | 0            | 3                                    | 3          | 0        | 3        | 354          |
| Herkimer       | 24                          | 92         | 67       | 25       | 17,007       | 72                                   | 80         | 4        | 76       | 35,623       |
| Jefferson      | 45                          | 147        | 99       | 48       | 22,627       | 226                                  | 266        | 39       | 227      | 137,160      |
| Lewis          | 2                           | 5          | 3        | 2        | 670          | 16                                   | 16         | 5        | 11       | 9,956        |
| Livingston     | 26                          | 86         | 57       | 29       | 14,911       | 79                                   | 99         | 15       | 84       | 41,884       |
| Madison        | 12                          | 47         | 33       | 14       | 9,006        | 59                                   | 61         | 4        | 57       | 36,756       |
| Monroe         | 1,325                       | 4,718      | 3,350    | 1,368    | 783,397      | 1,778                                | 1,952      | 148      | 1,804    | 834,777      |
| Montgomery     | 45                          | 156        | 106      | 50       | 27,341       | 70                                   | 97         | 23       | 74       | 47,026       |
| Nassau         | 461                         | 1,589      | 1,118    | 471      | 849,594      | 754                                  | 1,024      | 216      | 808      | 799,114      |
| Niagara        | 170                         | 639        | 457      | 182      | 97,662       | 366                                  | 418        | 47       | 371      | 164,968      |
| Oneida         | 342                         | 1,423      | 1,064    | 359      | 192,289      | 472                                  | 763        | 238      | 525      | 236,478      |
| Onondaga       | 453                         | 1,806      | 1,337    | 469      | 297,018      | 618                                  | 923        | 266      | 657      | 333,328      |
| Ontario        | 21                          | 73         | 49       | 24       | 18,280       | 151                                  | 164        | 16       | 148      | 116,786      |
| Orange         | 239                         | 826        | 576      | 250      | 326,889      | 365                                  | 457        | 79       | 378      | 313,159      |
| Orleans        | 24                          | 83         | 56       | 27       | 11,622       | 55                                   | 74         | 16       | 58       | 35,805       |
| Oswego         | 95                          | 341        | 235      | 106      | 60,650       | 187                                  | 242        | 45       | 197      | 96,343       |
| Otsego         | 4                           | 16         | 11       | 5        | 2,522        | 29                                   | 29         | 5        | 24       | 16,307       |
| Putnam         | 0                           | 0          | 0        | 0        | 0            | 16                                   | 16         | 0        | 16       | 17,765       |
| Rensselaer     | 191                         | 710        | 510      | 200      | 112,686      | 108                                  | 178        | 59       | 119      | 94,245       |
| Rockland       | 50                          | 184        | 132      | 52       | 35,162       | 310                                  | 485        | 154      | 331      | 256,010      |
| St. Lawrence   | 67                          | 243        | 175      | 68       | 38,957       | 210                                  | 272        | 49       | 223      | 96,164       |
| Saratoga       | 1                           | 6          | 4        | 2        | 1,055        | 45                                   | 45         | 0        | 45       | 50,892       |
| Schenectady    | 146                         | 566        | 410      | 156      | 97,097       | 178                                  | 253        | 58       | 195      | 103,435      |
| Schoharie      | 5                           | 18         | 14       | 4        | 3,656        | 9                                    | 10         | 1        | 9        | 13,624       |
| Schuyler       | 6                           | 21         | 14       | 7        | 3,466        | 16                                   | 17         | 1        | 16       | 10,508       |
| Seneca         | 13                          | 33         | 20       | 13       | 7,221        | 44                                   | 46         | 6        | 40       | 25,464       |
| Steuben        | 36                          | 115        | 80       | 35       | 18,709       | 99                                   | 102        | 11       | 91       | 59,517       |
| Suffolk        | 533                         | 2,002      | 1,437    | 565      | 1,177,515    | 1,122                                | 1,383      | 206      | 1,177    | 1,149,569    |
| Sullivan       | 29                          | 98         | 68       | 30       | 10,050       | 100                                  | 100        | 0        | 100      | 84,013       |
| Tioga          | 4                           | 14         | 9        | 5        | 1,974        | 27                                   | 29         | 2        | 27       | 25,002       |
| Tompkins       | 34                          | 111        | 73       | 38       | 21,190       | 166                                  | 173        | 14       | 159      | 108,989      |
| Ulster         | 93                          | 307        | 205      | 102      | 78,677       | 240                                  | 282        | 37       | 245      | 181,690      |
| Warren         | 4                           | 16         | 11       | 5        | 3,056        | 27                                   | 27         | 0        | 27       | 16,395       |
| Washington     | 8                           | 37         | 28       | 9        | 7,227        | 37                                   | 40         | 10       | 30       | 39,161       |
| Wayne          | 12                          | 32         | 20       | 12       | 5,064        | 84                                   | 90         | 13       | 77       | 53,002       |
| Westchester    | 844                         | 2,775      | 1,897    | 878      | 1,275,046    | 1,308                                | 1,473      | 123      | 1,350    | 1,153,282    |
| Wyoming        | 2                           | 8          | 6        | 2        | 969          | 39                                   | 44         | 6        | 38       | 29,715       |
| Yates          | 3                           | 9          | 7        | 2        | 1,932        | 17                                   | 17         | 0        | 17       | 10,659       |

Note: A breakout of Safety Net Assistance-FNP-Cash and Safety Net Assistance-FNP-Non-Cash data is not available for New York City.

\* The Non-MOE category includes otherwise Temporary Assistance for Needy Families eligible or otherwise Safety Net Assistance MOE eligible non-disabled two-parent cases.

Table 16  
**SUPPLEMENTAL NUTRITION ASSISTANCE PROGRAM**  
Households, Persons and Value of Supplemental Nutrition Assistance Program Benefits by Local District  
July 2018

| Local District | Total      |           |               | Temporary Assistance |         |               | Non-Temporary Assistance |           |               |
|----------------|------------|-----------|---------------|----------------------|---------|---------------|--------------------------|-----------|---------------|
|                | Households | Persons   | SNAP Benefits | Households           | Persons | SNAP Benefits | Households               | Persons   | SNAP Benefits |
| New York State | 1,549,426  | 2,756,993 | \$375,473,155 | 641,303              | 944,170 | \$145,261,014 | 908,123                  | 1,812,823 | \$230,212,141 |
| New York City  | 920,116    | 1,603,658 | 231,798,656   | 428,612              | 643,585 | 100,973,725   | 491,504                  | 960,073   | 130,824,931   |
| Rest of State  | 629,310    | 1,153,335 | 143,674,499   | 212,691              | 300,585 | 44,287,289    | 416,619                  | 852,750   | 99,387,210    |
| Albany         | 17,937     | 33,150    | 4,077,184     | 6,073                | 8,701   | 1,271,872     | 11,864                   | 24,449    | 2,805,312     |
| Allegany       | 2,929      | 5,350     | 604,543       | 1,101                | 1,452   | 211,677       | 1,828                    | 3,898     | 392,866       |
| Broome         | 16,150     | 28,666    | 3,621,303     | 6,515                | 9,418   | 1,440,647     | 9,635                    | 19,248    | 2,180,656     |
| Cattaraugus    | 6,050      | 11,259    | 1,295,537     | 1,933                | 2,481   | 381,655       | 4,117                    | 8,778     | 913,882       |
| Cayuga         | 5,231      | 9,677     | 1,161,071     | 1,571                | 2,176   | 326,568       | 3,660                    | 7,501     | 834,503       |
| Chautauqua     | 12,739     | 23,998    | 2,990,006     | 3,958                | 5,949   | 880,366       | 8,781                    | 18,049    | 2,109,640     |
| Chemung        | 7,268      | 13,570    | 1,725,475     | 2,126                | 2,608   | 397,384       | 5,142                    | 10,962    | 1,328,091     |
| Chenango       | 3,385      | 6,352     | 703,196       | 1,044                | 1,291   | 183,126       | 2,341                    | 5,061     | 520,070       |
| Clinton        | 6,383      | 10,560    | 1,253,450     | 2,325                | 2,811   | 424,865       | 4,058                    | 7,749     | 828,585       |
| Columbia       | 3,347      | 5,531     | 683,084       | 1,199                | 1,548   | 235,110       | 2,148                    | 3,983     | 447,974       |
| Cortland       | 3,264      | 5,828     | 697,050       | 1,072                | 1,423   | 221,445       | 2,192                    | 4,405     | 475,605       |
| Delaware       | 2,668      | 4,838     | 536,480       | 749                  | 874     | 123,620       | 1,919                    | 3,964     | 412,860       |
| Dutchess       | 10,862     | 18,318    | 2,291,750     | 3,628                | 4,385   | 673,005       | 7,234                    | 13,933    | 1,618,745     |
| Erie           | 78,685     | 145,758   | 18,559,488    | 27,132               | 42,360  | 6,281,311     | 51,553                   | 103,398   | 12,278,177    |
| Essex          | 1,898      | 3,263     | 393,799       | 686                  | 780     | 120,829       | 1,212                    | 2,483     | 272,970       |
| Franklin       | 3,918      | 6,759     | 844,321       | 1,495                | 1,860   | 290,439       | 2,423                    | 4,899     | 553,882       |
| Fulton         | 4,253      | 7,283     | 872,609       | 1,342                | 1,521   | 235,956       | 2,911                    | 5,762     | 636,653       |
| Genesee        | 2,962      | 5,202     | 592,914       | 891                  | 1,154   | 170,558       | 2,071                    | 4,048     | 422,356       |
| Greene         | 2,780      | 4,630     | 581,726       | 1,008                | 1,292   | 194,773       | 1,772                    | 3,338     | 386,953       |
| Hamilton       | 201        | 307       | 37,919        | 60                   | 64      | 10,875        | 141                      | 243       | 27,044        |
| Herkimer       | 4,927      | 8,869     | 1,034,992     | 1,221                | 1,527   | 238,536       | 3,706                    | 7,342     | 796,456       |
| Jefferson      | 8,184      | 14,950    | 1,819,726     | 2,455                | 3,244   | 497,999       | 5,729                    | 11,706    | 1,321,727     |
| Lewis          | 1,673      | 3,096     | 322,221       | 414                  | 471     | 67,642        | 1,259                    | 2,625     | 254,579       |
| Livingston     | 3,390      | 6,087     | 728,888       | 1,204                | 1,718   | 258,696       | 2,186                    | 4,369     | 470,192       |
| Madison        | 3,648      | 6,900     | 804,042       | 999                  | 1,233   | 185,566       | 2,649                    | 5,667     | 618,476       |
| Monroe         | 64,812     | 116,866   | 14,916,692    | 23,997               | 36,358  | 5,303,677     | 40,815                   | 80,508    | 9,613,015     |
| Montgomery     | 4,293      | 8,352     | 1,009,088     | 1,413                | 2,044   | 302,554       | 2,880                    | 6,308     | 706,534       |
| Nassau         | 32,403     | 48,788    | 6,060,226     | 13,557               | 17,509  | 2,473,330     | 18,846                   | 31,279    | 3,586,896     |
| Niagara        | 16,669     | 29,020    | 3,674,125     | 5,285                | 7,226   | 1,106,796     | 11,384                   | 21,794    | 2,567,329     |
| Oneida         | 19,612     | 38,711    | 4,807,864     | 7,376                | 12,058  | 1,737,301     | 12,236                   | 26,653    | 3,070,563     |
| Onondaga       | 35,380     | 67,479    | 8,386,564     | 12,758               | 20,761  | 2,996,331     | 22,622                   | 46,718    | 5,390,233     |
| Ontario        | 4,960      | 8,479     | 1,029,944     | 1,690                | 2,216   | 348,628       | 3,270                    | 6,263     | 681,316       |
| Orange         | 17,598     | 41,469    | 5,028,746     | 5,446                | 7,388   | 1,063,133     | 12,152                   | 34,081    | 3,965,613     |
| Orleans        | 3,069      | 5,686     | 672,697       | 979                  | 1,395   | 212,511       | 2,090                    | 4,291     | 460,186       |
| Oswego         | 9,116      | 18,002    | 2,152,307     | 2,825                | 4,331   | 623,243       | 6,291                    | 13,671    | 1,529,064     |
| Otsego         | 3,121      | 5,655     | 645,305       | 967                  | 1,104   | 167,806       | 2,154                    | 4,551     | 477,499       |
| Putnam         | 1,485      | 2,226     | 271,537       | 472                  | 502     | 74,191        | 1,013                    | 1,724     | 197,346       |
| Rensselaer     | 7,776      | 15,110    | 1,837,154     | 3,049                | 5,153   | 697,948       | 4,727                    | 9,957     | 1,139,206     |
| Rockland       | 15,015     | 42,799    | 5,221,044     | 3,635                | 4,528   | 701,803       | 11,380                   | 38,271    | 4,519,241     |
| St. Lawrence   | 7,734      | 14,274    | 1,681,637     | 2,867                | 3,879   | 558,085       | 4,867                    | 10,395    | 1,123,552     |
| Saratoga       | 7,526      | 12,753    | 1,474,137     | 1,897                | 2,079   | 331,625       | 5,629                    | 10,674    | 1,142,512     |
| Schenectady    | 11,127     | 21,012    | 2,667,525     | 4,411                | 6,417   | 920,515       | 6,716                    | 14,595    | 1,747,010     |
| Schoharie      | 1,966      | 3,420     | 411,805       | 502                  | 586     | 90,861        | 1,464                    | 2,834     | 320,944       |
| Schuyler       | 1,155      | 2,076     | 238,871       | 333                  | 473     | 70,052        | 822                      | 1,603     | 168,819       |
| Seneca         | 1,675      | 2,903     | 340,459       | 572                  | 719     | 107,213       | 1,103                    | 2,184     | 233,246       |
| Steuben        | 5,593      | 10,483    | 1,199,340     | 1,861                | 2,440   | 358,019       | 3,732                    | 8,043     | 841,321       |
| Suffolk        | 60,200     | 100,889   | 13,118,664    | 18,550               | 24,682  | 3,653,995     | 41,650                   | 76,207    | 9,464,669     |
| Sullivan       | 6,417      | 12,650    | 1,599,806     | 1,858                | 2,293   | 337,727       | 4,559                    | 10,357    | 1,262,079     |
| Tioga          | 2,733      | 5,244     | 571,371       | 769                  | 966     | 142,352       | 1,964                    | 4,278     | 429,019       |
| Tompkins       | 4,245      | 7,499     | 919,860       | 1,457                | 1,887   | 287,924       | 2,788                    | 5,612     | 631,936       |
| Ulster         | 10,102     | 16,993    | 2,185,618     | 3,333                | 4,224   | 647,828       | 6,769                    | 12,769    | 1,537,790     |
| Warren         | 3,730      | 6,411     | 754,496       | 1,121                | 1,292   | 202,837       | 2,609                    | 5,119     | 551,659       |
| Washington     | 3,487      | 6,431     | 725,947       | 1,002                | 1,251   | 184,184       | 2,485                    | 5,180     | 541,763       |
| Wayne          | 4,924      | 8,684     | 990,101       | 1,667                | 2,105   | 319,219       | 3,257                    | 6,579     | 670,882       |
| Westchester    | 43,955     | 78,028    | 10,320,543    | 14,036               | 19,396  | 2,795,348     | 29,919                   | 58,632    | 7,525,195     |
| Wyoming        | 1,450      | 2,464     | 264,483       | 480                  | 615     | 89,982        | 970                      | 1,849     | 174,501       |
| Yates          | 1,250      | 2,278     | 263,769       | 325                  | 367     | 55,751        | 925                      | 1,911     | 208,018       |

Note: Supplemental Nutrition Assistance Program households containing only Supplemental Security Income recipients or a mix of Temporary Assistance and Supplemental Security Income recipients are counted as Temporary Assistance.

Table 17  
**SUPPLEMENTAL SECURITY INCOME**  
 Recipients, Total Program Expenditures and Federal and State Shares, by Local District  
 July 2018

| Local District  | Recipients | Expenditures  |               |              |
|-----------------|------------|---------------|---------------|--------------|
|                 |            | Total         | Federal       | State        |
| New York State* | 682,799    | \$413,962,407 | \$363,849,818 | \$50,112,589 |
| New York City   | 407,774    | 248,137,756   | 219,731,424   | 28,406,332   |
| Rest of State   | 271,441    | 164,051,973   | 142,892,322   | 21,159,651   |
| Albany          | 7,404      | 4,355,039     | 3,842,965     | 512,074      |
| Allegany        | 1,518      | 888,206       | 779,733       | 108,473      |
| Broome          | 7,535      | 4,691,485     | 4,223,596     | 467,889      |
| Cattaraugus     | 2,517      | 1,487,443     | 1,300,397     | 187,046      |
| Cayuga          | 2,017      | 1,266,481     | 1,099,112     | 167,369      |
| Chautauqua      | 4,863      | 3,005,807     | 2,656,680     | 349,127      |
| Chemung         | 3,448      | 2,033,899     | 1,806,014     | 227,885      |
| Chenango        | 1,662      | 995,921       | 890,763       | 105,158      |
| Clinton         | 3,031      | 1,845,466     | 1,624,229     | 221,237      |
| Columbia        | 1,612      | 953,253       | 772,325       | 180,928      |
| Cortland        | 1,215      | 790,233       | 704,919       | 85,314       |
| Delaware        | 1,302      | 775,227       | 675,111       | 100,116      |
| Dutchess        | 5,804      | 3,494,398     | 2,885,694     | 608,704      |
| Erie            | 29,942     | 18,671,176    | 16,490,788    | 2,180,388    |
| Essex           | 1,044      | 605,627       | 479,834       | 125,793      |
| Franklin        | 1,829      | 1,227,112     | 1,070,520     | 156,592      |
| Fulton          | 2,239      | 1,347,559     | 1,149,101     | 198,458      |
| Genesee         | 1,282      | 770,642       | 643,559       | 127,083      |
| Greene          | 1,488      | 904,828       | 793,020       | 111,808      |
| Hamilton        | 61         | 26,273        | 22,822        | 3,451        |
| Herkimer        | 1,771      | 1,029,737     | 885,370       | 144,367      |
| Jefferson       | 2,869      | 1,740,766     | 1,516,578     | 224,188      |
| Lewis           | 604        | 326,472       | 287,616       | 38,856       |
| Livingston      | 1,292      | 800,261       | 725,551       | 74,710       |
| Madison         | 1,423      | 818,163       | 716,743       | 101,420      |
| Monroe          | 27,811     | 18,132,229    | 16,163,647    | 1,968,582    |
| Montgomery      | 2,016      | 1,195,669     | 1,032,426     | 163,243      |
| Nassau          | 18,299     | 10,356,770    | 8,839,108     | 1,517,662    |
| Niagara         | 6,342      | 3,839,060     | 3,365,906     | 473,154      |
| Oneida          | 8,554      | 5,114,059     | 4,533,179     | 580,880      |
| Onondaga        | 15,335     | 9,796,364     | 8,800,869     | 995,495      |
| Ontario         | 1,995      | 1,167,428     | 1,032,729     | 134,699      |
| Orange          | 7,427      | 4,515,338     | 3,920,298     | 595,040      |
| Orleans         | 989        | 589,815       | 529,267       | 60,548       |
| Oswego          | 3,519      | 2,160,920     | 1,950,969     | 209,951      |
| Otsego          | 1,488      | 839,765       | 700,639       | 139,126      |
| Putnam          | 923        | 488,086       | 399,258       | 88,828       |
| Rensselaer      | 4,728      | 2,890,556     | 2,517,677     | 372,879      |
| Rockland        | 5,542      | 3,286,406     | 2,556,008     | 730,398      |
| St. Lawrence    | 3,987      | 2,372,847     | 2,103,764     | 269,083      |
| Saratoga        | 3,165      | 1,741,109     | 1,517,517     | 223,592      |
| Schenectady     | 5,867      | 3,600,689     | 3,199,627     | 401,062      |
| Schoharie       | 760        | 437,491       | 363,613       | 73,878       |
| Schuyler        | 472        | 287,286       | 241,476       | 45,810       |
| Seneca          | 837        | 506,832       | 448,645       | 58,187       |
| Steuben         | 3,051      | 1,796,247     | 1,594,821     | 201,426      |
| Suffolk         | 22,430     | 13,241,060    | 11,177,373    | 2,063,687    |
| Sullivan        | 2,898      | 1,667,780     | 1,340,777     | 327,003      |
| Tioga           | 1,192      | 691,897       | 617,994       | 73,903       |
| Tompkins        | 1,673      | 949,860       | 805,730       | 144,130      |
| Ulster          | 4,508      | 2,589,656     | 2,207,387     | 382,269      |
| Warren          | 1,665      | 928,306       | 803,281       | 125,025      |
| Washington      | 1,736      | 955,202       | 825,817       | 129,385      |
| Wayne           | 2,354      | 1,445,942     | 1,296,629     | 149,313      |
| Westchester     | 18,924     | 10,963,990    | 9,397,262     | 1,566,728    |
| Wyoming         | 681        | 381,477       | 338,930       | 42,547       |
| Yates           | 501        | 270,363       | 226,659       | 43,704       |
| Mental Hygiene  | 3,584      | 1,772,678     | 1,226,072     | 546,606      |

\* Only New York State includes Mental Hygiene

Table 18  
**SUPPLEMENTAL SECURITY INCOME**  
 Recipients by Living Arrangement and Location  
 July 2018

| Living Arrangement             | New York State | New York City  | Rest of State  | Mental Hygiene |
|--------------------------------|----------------|----------------|----------------|----------------|
| Living Alone                   | 325,637        | 209,839        | 115,794        | 4              |
| Living With Others             | 270,836        | 155,464        | 115,356        | 16             |
| Living in Household of Another | 29,704         | 17,930         | 11,774         | 0              |
| Congregate Care Level 1        | 1,997          | 233            | 541            | 1,223          |
| Congregate Care Level 2        | 26,174         | 9,718          | 15,639         | 817            |
| Congregate Care Level 3        | 12,506         | 6,145          | 6,361          | 0              |
| Title XIX Institution          | 11,472         | 7,149          | 4,060          | 263            |
| Other*                         | 4,473          | 1,297          | 1,916          | 1,260          |
| <b>Total</b>                   | <b>682,799</b> | <b>407,775</b> | <b>271,441</b> | <b>3,583</b>   |

Table 19  
**SUPPLEMENTAL SECURITY INCOME**  
 Recipients by Living Arrangement and Category of Assistance  
 July 2018

| Living Arrangement             | Total          | Category of Assistance |              |                |
|--------------------------------|----------------|------------------------|--------------|----------------|
|                                |                | Aged                   | Blind        | Disabled       |
| Living Alone                   | 325,637        | 92,196                 | 1,284        | 232,157        |
| Living With Others             | 270,836        | 27,638                 | 1,366        | 241,832        |
| Living in Household of Another | 29,704         | 8,641                  | 218          | 20,845         |
| Congregate Care Level 1        | 1,997          | 238                    | 10           | 1,749          |
| Congregate Care Level 2        | 26,174         | 1,815                  | 93           | 24,266         |
| Congregate Care Level 3        | 12,506         | 5,249                  | 28           | 7,229          |
| Title XIX Institution & Other* | 15,945         | 2,224                  | 85           | 13,636         |
| <b>Total</b>                   | <b>682,799</b> | <b>138,001</b>         | <b>3,084</b> | <b>541,714</b> |

\* "Other" includes recipients either a) residing in a private medical facility and Medicaid is paying for less than 50% of the cost of care, b) residing in certain publicly operated residential facilities serving 16 or fewer residents, or c) residing in a public emergency shelter for six calendar months during a nine month period. Such cases receive no state Supplemental Security Income supplement.

Table 20  
CHILD SUPPORT COLLECTIONS (IV-D)  
July 2018

| Local District | Total            | Current Assistance | Former Assistance | Never Assistance |
|----------------|------------------|--------------------|-------------------|------------------|
| New York State | \$139,315,502.48 | \$5,193,658.83     | \$74,793,627.51   | \$59,328,216.14  |
| New York City  | 58,624,121.66    | 2,636,420.20       | 32,029,384.93     | 23,958,316.53    |
| Rest of State  | 80,691,380.82    | 2,557,238.63       | 42,764,242.58     | 35,369,899.61    |
| Albany         | 2,052,599.83     | 65,390.42          | 998,157.49        | 989,051.92       |
| Allegany       | 416,279.01       | 15,874.03          | 286,720.28        | 113,684.70       |
| Broome         | 1,154,546.49     | 62,548.85          | 693,367.69        | 398,629.95       |
| Cattaraugus    | 719,081.62       | 26,206.53          | 445,916.24        | 246,958.85       |
| Cayuga         | 658,107.70       | 24,169.76          | 425,080.84        | 208,857.10       |
| Chautauqua     | 967,824.86       | 69,727.80          | 627,265.39        | 270,831.67       |
| Chemung        | 664,011.01       | 28,588.00          | 436,960.82        | 198,462.19       |
| Chenango       | 377,492.37       | 14,540.53          | 223,877.83        | 139,074.01       |
| Clinton        | 732,772.10       | 39,127.32          | 421,243.51        | 272,401.27       |
| Columbia       | 412,707.81       | 16,443.20          | 238,562.91        | 157,701.70       |
| Cortland       | 368,884.17       | 21,010.43          | 216,497.18        | 131,376.56       |
| Delaware       | 301,594.83       | 11,632.67          | 203,907.20        | 86,054.96        |
| Dutchess       | 2,226,862.07     | 39,638.31          | 964,102.23        | 1,223,121.53     |
| Erie           | 6,042,265.30     | 250,834.25         | 3,570,964.89      | 2,220,466.16     |
| Essex          | 267,793.61       | 8,783.59           | 143,518.62        | 115,491.40       |
| Franklin       | 400,815.20       | 12,456.36          | 232,984.07        | 155,374.77       |
| Fulton         | 486,195.80       | 11,981.97          | 347,065.44        | 127,148.39       |
| Genesee        | 430,773.33       | 10,477.23          | 270,489.07        | 149,807.03       |
| Greene         | 325,026.79       | 9,802.92           | 195,441.05        | 119,782.82       |
| Hamilton       | 22,006.87        | 561.12             | 14,524.15         | 6,921.60         |
| Herkimer       | 459,377.89       | 22,653.84          | 287,961.89        | 148,762.16       |
| Jefferson      | 1,144,444.37     | 43,280.83          | 529,793.55        | 571,369.99       |
| Lewis          | 308,513.49       | 6,532.51           | 214,645.87        | 87,335.11        |
| Livingston     | 519,879.50       | 21,580.40          | 343,492.74        | 154,806.36       |
| Madison        | 433,907.80       | 9,982.25           | 272,092.22        | 151,833.33       |
| Monroe         | 5,230,796.97     | 214,517.04         | 3,118,727.57      | 1,897,552.36     |
| Montgomery     | 454,863.24       | 20,171.12          | 299,926.96        | 134,765.16       |
| Nassau         | 7,904,167.12     | 145,948.97         | 3,388,808.82      | 4,369,409.33     |
| Niagara        | 1,595,635.07     | 70,510.06          | 1,042,253.03      | 482,871.98       |
| Oneida         | 1,410,452.95     | 78,148.90          | 900,196.20        | 432,107.85       |
| Onondaga       | 3,448,671.96     | 109,975.86         | 2,136,980.67      | 1,201,715.43     |
| Ontario        | 791,930.19       | 30,616.35          | 488,267.55        | 273,046.29       |
| Orange         | 3,121,112.24     | 89,740.44          | 1,302,957.18      | 1,728,414.62     |
| Orleans        | 320,036.05       | 18,449.66          | 213,658.93        | 87,927.46        |
| Oswego         | 1,034,107.19     | 34,987.84          | 648,534.22        | 350,585.13       |
| Otsego         | 374,408.01       | 10,580.29          | 213,569.50        | 150,258.22       |
| Putnam         | 567,730.65       | 5,454.11           | 233,347.29        | 328,929.25       |
| Rensselaer     | 1,430,415.23     | 61,601.33          | 691,117.48        | 677,696.42       |
| Rockland       | 2,269,241.19     | 30,375.54          | 965,976.84        | 1,272,888.81     |
| St. Lawrence   | 913,514.72       | 29,186.44          | 613,269.85        | 271,058.43       |
| Saratoga       | 1,459,794.69     | 15,204.26          | 724,641.52        | 719,948.91       |
| Schenectady    | 1,211,841.75     | 46,507.02          | 591,673.79        | 573,660.94       |
| Schoharie      | 283,739.58       | 12,142.07          | 177,642.36        | 93,955.15        |
| Schuyler       | 190,105.36       | 5,719.64           | 153,792.85        | 30,592.87        |
| Seneca         | 268,689.97       | 9,683.76           | 167,596.89        | 91,409.32        |
| Steuben        | 773,450.48       | 37,390.18          | 499,199.82        | 236,860.48       |
| Suffolk        | 12,267,229.17    | 265,829.95         | 6,209,010.82      | 5,792,388.40     |
| Sullivan       | 564,910.52       | 17,932.38          | 314,591.90        | 232,386.24       |
| Tioga          | 397,997.60       | 20,318.89          | 240,310.83        | 137,367.88       |
| Tompkins       | 562,826.95       | 19,163.93          | 281,302.52        | 262,360.50       |
| Ulster         | 1,379,104.39     | 61,839.22          | 737,282.77        | 579,982.40       |
| Warren         | 677,970.93       | 33,744.39          | 369,241.99        | 274,984.55       |
| Washington     | 609,917.65       | 31,268.92          | 384,258.68        | 194,390.05       |
| Wayne          | 754,914.14       | 21,901.98          | 387,908.81        | 345,103.35       |
| Westchester    | 6,017,173.38     | 145,984.34         | 2,372,741.01      | 3,498,448.03     |
| Wyoming        | 368,749.46       | 12,963.75          | 191,754.66        | 164,031.05       |
| Yates          | 142,118.20       | 5,554.88           | 99,066.10         | 37,497.22        |

Table 21  
**AGGREGATE CLAIMS**  
**TOTAL TEMPORARY ASSISTANCE**  
Family Assistance and Safety Net Assistance  
July 2018

| Month          | New York State |                  |                         | New York City |                  |                         | Rest of State |                  |                         |
|----------------|----------------|------------------|-------------------------|---------------|------------------|-------------------------|---------------|------------------|-------------------------|
|                | Recipients     | Net Expenditures | Monthly Average Payment | Recipients    | Net Expenditures | Monthly Average Payment | Recipients    | Net Expenditures | Monthly Average Payment |
| August 2016    | 561,068        | \$200,276,299    | \$356.96                | 360,836       | \$140,745,693    | \$390.05                | 200,232       | \$59,530,606     | \$297.31                |
| September 2016 | 561,352        | \$205,073,319    | \$365.32                | 362,223       | \$146,047,531    | \$403.20                | 199,129       | \$59,025,788     | \$296.42                |
| October 2016   | 562,461        | \$224,149,421    | \$398.52                | 364,927       | \$164,964,111    | \$452.05                | 197,534       | \$59,185,310     | \$299.62                |
| November 2016  | 556,138        | \$213,559,400    | \$384.00                | 361,384       | \$156,004,728    | \$431.69                | 194,754       | \$57,554,672     | \$295.52                |
| December 2016  | 560,561        | \$339,290,990    | \$605.27                | 363,877       | \$272,488,650    | \$748.85                | 196,684       | \$66,802,340     | \$339.64                |
| January 2017   | 556,305        | \$267,309,294    | \$480.51                | 361,803       | \$208,688,987    | \$576.80                | 194,502       | \$58,620,307     | \$301.39                |
| February 2017  | 552,847        | \$206,172,104    | \$372.93                | 358,679       | \$150,088,420    | \$418.45                | 194,168       | \$56,083,684     | \$288.84                |
| March 2017     | 554,361        | \$228,991,883    | \$413.07                | 359,067       | \$167,133,969    | \$465.47                | 195,294       | \$61,857,914     | \$316.74                |
| April 2017     | 546,885        | \$201,953,181    | \$369.28                | 356,898       | \$144,516,510    | \$404.92                | 189,987       | \$57,436,671     | \$302.32                |
| May 2017       | 544,172        | \$217,333,307    | \$399.38                | 355,157       | \$159,932,536    | \$450.32                | 189,015       | \$57,400,771     | \$303.68                |
| June 2017      | 546,276        | \$217,306,233    | \$397.80                | 356,854       | \$157,698,592    | \$441.91                | 189,422       | \$59,607,641     | \$314.68                |
| July 2017      | 543,012        | \$195,830,067    | \$360.64                | 358,206       | \$141,084,530    | \$393.86                | 184,806       | \$54,745,537     | \$296.23                |
| August 2017    | 543,788        | \$198,152,696    | \$364.39                | 358,219       | \$140,502,791    | \$392.23                | 185,569       | \$57,649,905     | \$310.67                |
| September 2017 | 541,117        | \$225,007,513    | \$415.82                | 358,976       | \$170,589,435    | \$475.21                | 182,141       | \$54,418,078     | \$298.77                |
| October 2017   | 542,470        | \$226,584,376    | \$417.69                | 360,921       | \$167,019,594    | \$462.76                | 181,549       | \$59,564,782     | \$328.09                |
| November 2017  | 539,767        | \$200,604,289    | \$371.65                | 359,612       | \$142,100,789    | \$395.15                | 180,155       | \$58,503,500     | \$324.74                |
| December 2017  | 541,150        | \$282,480,716    | \$522.00                | 361,329       | \$219,346,048    | \$607.05                | 179,821       | \$63,134,668     | \$351.10                |
| January 2018   | 540,031        | \$252,473,413    | \$467.52                | 360,607       | \$191,586,410    | \$531.29                | 179,424       | \$60,887,003     | \$339.35                |
| February 2018  | 537,239        | \$244,899,914    | \$455.85                | 358,554       | \$186,762,447    | \$520.88                | 178,685       | \$58,137,467     | \$325.36                |
| March 2018     | 537,732        | \$299,845,499    | \$557.61                | 358,451       | \$237,750,182    | \$663.27                | 179,281       | \$62,095,317     | \$346.36                |
| April 2018     | 530,752        | \$231,898,113    | \$436.92                | 354,660       | \$169,874,871    | \$478.98                | 176,092       | \$62,023,242     | \$352.22                |
| May 2018       | 525,333        | \$222,097,670    | \$422.78                | 351,527       | \$163,329,732    | \$464.63                | 173,806       | \$58,767,938     | \$338.12                |
| June 2018      | 520,972        | \$276,335,952    | \$530.42                | 349,761       | \$219,659,390    | \$628.03                | 171,211       | \$56,676,562     | \$331.03                |
| July 2018      | 514,983        | \$222,302,826    | \$431.67                | 346,463       | \$167,288,418    | \$482.85                | 168,520       | \$55,014,408     | \$326.46                |

Note: Data pursuant to a New York State Legislative mandate S. 6057-B/A. 9557-B, Chapter 57, L. 2004.

Based on local district claims submitted on claims Schedules A and C. Includes reimbursable expenditures for basic assistance, rent supplements, family shelters, domestic violence shelters, security deposits, transitional services, diversion transportation, diversion payments, and other non-assistance. These claims are net of cancellations and refunds, and include any reconciliations and supplemental claims applied to the month after initial expenditure reporting is done. Thus, these data differ from the expenditure data presented elsewhere in this document, which are derived from original payment issuance activity during the month, net of cancellations and refunds in that month.

District claiming activity for recent months is generally not complete before the statutorily required due date for this report. Thus, claims for recent months may appear substantially below those for earlier months. Claims tables in future months of this report will continue to include the historical periods above, adjusted for claiming activity occurring subsequent to this report.

Table 22  
**AGGREGATE CLAIMS**  
**FEDERALLY PARTICIPATING - TANF**  
**Family Assistance-FP and Safety Net Assistance-FP**  
**July 2018**

| Month          | New York State |                  |                         | New York City |                  |                         | Rest of State |                  |                         |
|----------------|----------------|------------------|-------------------------|---------------|------------------|-------------------------|---------------|------------------|-------------------------|
|                | Recipients     | Net Expenditures | Monthly Average Payment | Recipients    | Net Expenditures | Monthly Average Payment | Recipients    | Net Expenditures | Monthly Average Payment |
| August 2016    | 233,087        | \$75,161,823     | \$322.46                | 133,361       | \$47,954,994     | \$359.59                | 99,726        | \$27,206,829     | \$272.82                |
| September 2016 | 233,305        | \$80,238,780     | \$343.92                | 134,043       | \$52,447,458     | \$391.27                | 99,262        | \$27,791,322     | \$279.98                |
| October 2016   | 233,594        | \$90,191,188     | \$386.10                | 135,400       | \$62,822,946     | \$463.98                | 98,194        | \$27,368,242     | \$278.72                |
| November 2016  | 230,548        | \$84,410,836     | \$366.13                | 133,639       | \$58,197,116     | \$435.48                | 96,909        | \$26,213,720     | \$270.50                |
| December 2016  | 230,463        | \$132,415,603    | \$574.56                | 133,118       | \$100,354,777    | \$753.88                | 97,345        | \$32,060,826     | \$329.35                |
| January 2017   | 227,817        | \$104,605,469    | \$459.16                | 131,575       | \$78,256,454     | \$594.77                | 96,242        | \$26,349,015     | \$273.78                |
| February 2017  | 225,461        | \$80,937,148     | \$358.99                | 129,646       | \$55,233,026     | \$426.03                | 95,815        | \$25,704,122     | \$268.27                |
| March 2017     | 224,444        | \$90,891,960     | \$404.96                | 129,017       | \$63,525,538     | \$492.38                | 95,427        | \$27,366,422     | \$286.78                |
| April 2017     | 219,560        | \$76,473,136     | \$348.30                | 126,578       | \$50,310,925     | \$397.47                | 92,982        | \$26,162,211     | \$281.37                |
| May 2017       | 216,884        | \$87,388,294     | \$402.93                | 124,653       | \$61,553,287     | \$493.80                | 92,231        | \$25,835,007     | \$280.11                |
| June 2017      | 216,647        | \$90,810,871     | \$419.17                | 124,070       | \$64,238,137     | \$517.76                | 92,577        | \$26,572,734     | \$287.03                |
| July 2017      | 215,310        | \$72,346,314     | \$336.01                | 124,015       | \$46,929,714     | \$378.42                | 91,295        | \$25,416,600     | \$278.40                |
| August 2017    | 214,945        | \$70,566,696     | \$328.30                | 123,190       | \$44,262,999     | \$359.31                | 91,755        | \$26,303,697     | \$286.67                |
| September 2017 | 213,833        | \$86,815,280     | \$406.00                | 123,163       | \$61,664,519     | \$500.67                | 90,670        | \$25,150,761     | \$277.39                |
| October 2017   | 215,099        | \$87,156,500     | \$405.19                | 124,562       | \$59,445,666     | \$477.24                | 90,537        | \$27,710,834     | \$306.07                |
| November 2017  | 213,094        | \$72,668,160     | \$341.01                | 122,922       | \$45,847,282     | \$372.98                | 90,172        | \$26,820,878     | \$297.44                |
| December 2017  | 213,196        | \$98,611,317     | \$462.54                | 123,178       | \$68,344,313     | \$554.84                | 90,018        | \$30,267,004     | \$336.23                |
| January 2018   | 211,511        | \$93,386,754     | \$441.52                | 122,288       | \$65,542,506     | \$535.97                | 89,223        | \$27,844,248     | \$312.07                |
| February 2018  | 209,640        | \$104,495,494    | \$498.45                | 120,548       | \$78,126,236     | \$648.09                | 89,092        | \$26,369,258     | \$295.98                |
| March 2018     | 208,920        | \$140,644,654    | \$673.20                | 119,879       | \$111,709,362    | \$931.85                | 89,041        | \$28,935,292     | \$324.97                |
| April 2018     | 205,393        | \$99,153,996     | \$482.75                | 118,240       | \$71,400,512     | \$603.86                | 87,153        | \$27,753,484     | \$318.45                |
| May 2018       | 203,325        | \$84,288,958     | \$414.55                | 116,936       | \$58,118,098     | \$497.01                | 86,389        | \$26,170,860     | \$302.94                |
| June 2018      | 201,819        | \$121,711,064    | \$603.07                | 116,370       | \$95,349,737     | \$819.37                | 85,449        | \$26,361,327     | \$308.50                |
| July 2018      | 199,980        | \$84,332,322     | \$421.70                | 115,687       | \$59,153,175     | \$511.32                | 84,293        | \$25,179,147     | \$298.71                |

Note: Data pursuant to a New York State Legislative mandate S. 6057-B/A. 9557-B, Chapter 57, L. 2004.

Based on local district claims submitted on claims Schedules A and C. Includes reimbursable expenditures for basic assistance, rent supplements, family shelters, domestic violence shelters, security deposits, transitional services, diversion transportation, diversion payments, and other non-assistance. These claims are net of cancellations and refunds, and include any reconciliations and supplemental claims applied to the month after initial expenditure reporting is done. Thus, these data differ from the expenditure data presented elsewhere in this document, which are derived from original payment issuance activity during the month, net of cancellations and refunds in that month.

District claiming activity for recent months is generally not complete before the statutorily required due date for this report. Thus, claims for recent months may appear substantially below those for earlier months. Claims tables in future months of this report will continue to include the historical periods above, adjusted for claiming activity occurring subsequent to this report.



Table 23  
**AGGREGATE CLAIMS**  
**FEDERALLY NON-PARTICIPATING**  
**Safety Net Assistance-FNP Maintenance of Effort**  
**July 2018**

| Month          | New York State |                  |                         | New York City |                  |                         | Rest of State |                  |                         |
|----------------|----------------|------------------|-------------------------|---------------|------------------|-------------------------|---------------|------------------|-------------------------|
|                | Recipients     | Net Expenditures | Monthly Average Payment | Recipients    | Net Expenditures | Monthly Average Payment | Recipients    | Net Expenditures | Monthly Average Payment |
| August 2016    | 125,421        | \$30,154,695     | \$240.43                | 87,817        | \$22,365,523     | \$254.68                | 37,604        | \$7,789,172      | \$207.14                |
| September 2016 | 125,259        | \$37,767,784     | \$301.52                | 87,756        | \$29,879,346     | \$340.48                | 37,503        | \$7,888,438      | \$210.34                |
| October 2016   | 125,008        | \$34,382,023     | \$275.04                | 87,798        | \$26,308,819     | \$299.65                | 37,210        | \$8,073,204      | \$216.96                |
| November 2016  | 125,051        | \$30,960,490     | \$247.58                | 88,401        | \$23,398,931     | \$264.69                | 36,650        | \$7,561,559      | \$206.32                |
| December 2016  | 125,638        | \$70,054,496     | \$557.59                | 88,579        | \$61,862,310     | \$698.39                | 37,059        | \$8,192,186      | \$221.06                |
| January 2017   | 124,008        | \$41,637,136     | \$335.76                | 87,826        | \$33,677,667     | \$383.46                | 36,182        | \$7,959,469      | \$219.98                |
| February 2017  | 125,242        | \$32,468,244     | \$259.24                | 88,745        | \$24,948,579     | \$281.13                | 36,497        | \$7,519,665      | \$206.04                |
| March 2017     | 123,977        | \$40,769,568     | \$328.85                | 87,692        | \$32,469,777     | \$370.27                | 36,285        | \$8,299,791      | \$228.74                |
| April 2017     | 122,473        | \$31,992,297     | \$261.22                | 87,138        | \$24,206,411     | \$277.79                | 35,335        | \$7,785,886      | \$220.34                |
| May 2017       | 121,402        | \$34,812,007     | \$286.75                | 86,178        | \$27,068,693     | \$314.10                | 35,224        | \$7,743,314      | \$219.83                |
| June 2017      | 123,647        | \$41,948,545     | \$339.26                | 88,361        | \$34,045,229     | \$385.30                | 35,286        | \$7,903,316      | \$223.98                |
| July 2017      | 122,975        | \$30,719,457     | \$249.80                | 88,292        | \$23,179,922     | \$262.54                | 34,683        | \$7,539,535      | \$217.38                |
| August 2017    | 124,667        | \$30,577,554     | \$245.27                | 89,976        | \$22,863,731     | \$254.11                | 34,691        | \$7,713,823      | \$222.36                |
| September 2017 | 123,467        | \$41,918,723     | \$339.51                | 89,215        | \$34,871,908     | \$390.87                | 34,252        | \$7,046,815      | \$205.73                |
| October 2017   | 122,820        | \$35,998,651     | \$293.10                | 88,969        | \$27,672,352     | \$311.03                | 33,851        | \$8,326,299      | \$245.97                |
| November 2017  | 124,722        | \$31,967,391     | \$256.31                | 90,866        | \$23,717,674     | \$261.02                | 33,856        | \$8,249,717      | \$243.67                |
| December 2017  | 124,559        | \$56,238,737     | \$451.50                | 90,839        | \$48,169,988     | \$530.28                | 33,720        | \$8,068,749      | \$239.29                |
| January 2018   | 123,063        | \$38,513,203     | \$312.96                | 89,799        | \$30,281,007     | \$337.21                | 33,264        | \$8,232,196      | \$247.48                |
| February 2018  | 124,114        | \$36,810,798     | \$296.59                | 90,932        | \$28,738,390     | \$316.04                | 33,182        | \$8,072,408      | \$243.28                |
| March 2018     | 122,579        | \$53,772,651     | \$438.68                | 89,926        | \$45,235,705     | \$503.03                | 32,653        | \$8,536,946      | \$261.44                |
| April 2018     | 119,966        | \$36,572,672     | \$304.86                | 88,027        | \$28,203,034     | \$320.39                | 31,939        | \$8,369,638      | \$262.05                |
| May 2018       | 120,605        | \$35,045,547     | \$290.58                | 88,717        | \$26,969,981     | \$304.00                | 31,888        | \$8,075,566      | \$253.25                |
| June 2018      | 119,165        | \$54,898,996     | \$460.70                | 87,398        | \$47,128,000     | \$539.23                | 31,767        | \$7,770,996      | \$244.62                |
| July 2018      | 117,286        | \$28,128,937     | \$239.83                | 85,903        | \$20,459,154     | \$238.17                | 31,383        | \$7,669,783      | \$244.39                |

Note: Data pursuant to a New York State Legislative mandate S. 6057-B/A. 9557-B, Chapter 57, L. 2004.

Based on local district claims submitted on claims Schedules A and C. Includes reimbursable expenditures for basic assistance, rent supplements, family shelters, domestic violence shelters, security deposits, transitional services, diversion transportation, diversion payments, and other non-assistance. These claims are net of cancellations and refunds, and include any reconciliations and supplemental claims applied to the month after initial expenditure reporting is done. Thus, these data differ from the expenditure data presented elsewhere in this document, which are derived from original payment issuance activity during the month, net of cancellations and refunds in that month.

District claiming activity for recent months is generally not complete before the statutorily required due date for this report. Thus, claims for recent months may appear substantially below those for earlier months. Claims tables in future months of this report will continue to include the historical periods above, adjusted for claiming activity occurring subsequent to this report.

Table 24  
**AGGREGATE CLAIMS**  
**FEDERALLY NON-PARTICIPATING**  
Safety Net Assistance-FNP and Family Assistance-FNP Non-Maintenance of Effort  
July 2018

| Month          | New York State |                  |                         | New York City |                  |                         | Rest of State |                  |                         |
|----------------|----------------|------------------|-------------------------|---------------|------------------|-------------------------|---------------|------------------|-------------------------|
|                | Recipients     | Net Expenditures | Monthly Average Payment | Recipients    | Net Expenditures | Monthly Average Payment | Recipients    | Net Expenditures | Monthly Average Payment |
| August 2016    | 202,560        | \$94,959,781     | \$468.80                | 139,658       | \$70,425,176     | \$504.27                | 62,902        | \$24,534,605     | \$390.04                |
| September 2016 | 202,788        | \$87,066,755     | \$429.35                | 140,424       | \$63,720,727     | \$453.77                | 62,364        | \$23,346,028     | \$374.35                |
| October 2016   | 203,859        | \$99,576,210     | \$488.46                | 141,729       | \$75,832,346     | \$535.05                | 62,130        | \$23,743,864     | \$382.16                |
| November 2016  | 200,539        | \$98,188,074     | \$489.62                | 139,344       | \$74,408,681     | \$533.99                | 61,195        | \$23,779,393     | \$388.58                |
| December 2016  | 204,460        | \$136,820,891    | \$669.18                | 142,180       | \$110,271,563    | \$775.58                | 62,280        | \$26,549,328     | \$426.29                |
| January 2017   | 204,480        | \$121,066,689    | \$592.07                | 142,402       | \$96,754,866     | \$679.45                | 62,078        | \$24,311,823     | \$391.63                |
| February 2017  | 202,144        | \$92,766,712     | \$458.91                | 140,288       | \$69,906,815     | \$498.31                | 61,856        | \$22,859,897     | \$369.57                |
| March 2017     | 205,940        | \$97,330,355     | \$472.62                | 142,358       | \$71,138,654     | \$499.72                | 63,582        | \$26,191,701     | \$411.94                |
| April 2017     | 204,852        | \$93,487,748     | \$456.37                | 143,182       | \$69,999,174     | \$488.88                | 61,670        | \$23,488,574     | \$380.88                |
| May 2017       | 205,886        | \$95,133,006     | \$462.07                | 144,326       | \$71,310,556     | \$494.09                | 61,560        | \$23,822,450     | \$386.98                |
| June 2017      | 205,982        | \$84,546,817     | \$410.46                | 144,423       | \$59,415,226     | \$411.40                | 61,559        | \$25,131,591     | \$408.25                |
| July 2017      | 204,727        | \$92,764,296     | \$453.11                | 145,899       | \$70,974,894     | \$486.47                | 58,828        | \$21,789,402     | \$370.39                |
| August 2017    | 204,176        | \$97,008,446     | \$475.12                | 145,053       | \$73,376,061     | \$505.86                | 59,123        | \$23,632,385     | \$399.72                |
| September 2017 | 203,817        | \$96,273,510     | \$472.35                | 146,598       | \$74,053,008     | \$505.14                | 57,219        | \$22,220,502     | \$388.34                |
| October 2017   | 204,551        | \$103,429,225    | \$505.64                | 147,390       | \$79,901,576     | \$542.11                | 57,161        | \$23,527,649     | \$411.60                |
| November 2017  | 201,951        | \$95,968,738     | \$475.21                | 145,824       | \$72,535,833     | \$497.42                | 56,127        | \$23,432,905     | \$417.50                |
| December 2017  | 203,395        | \$127,630,662    | \$627.50                | 147,312       | \$102,831,747    | \$698.05                | 56,083        | \$24,798,915     | \$442.18                |
| January 2018   | 205,457        | \$120,573,456    | \$586.85                | 148,520       | \$95,762,897     | \$644.78                | 56,937        | \$24,810,559     | \$435.75                |
| February 2018  | 203,485        | \$103,593,622    | \$509.10                | 147,074       | \$79,897,821     | \$543.25                | 56,411        | \$23,695,801     | \$420.06                |
| March 2018     | 206,233        | \$105,428,194    | \$511.21                | 148,646       | \$80,805,115     | \$543.61                | 57,587        | \$24,623,079     | \$427.58                |
| April 2018     | 205,393        | \$96,171,445     | \$468.23                | 148,393       | \$70,271,325     | \$473.55                | 57,000        | \$25,900,120     | \$454.39                |
| May 2018       | 201,403        | \$102,763,165    | \$510.24                | 145,874       | \$78,241,653     | \$536.36                | 55,529        | \$24,521,512     | \$441.60                |
| June 2018      | 199,988        | \$99,725,892     | \$498.66                | 145,993       | \$77,181,653     | \$528.67                | 53,995        | \$22,544,239     | \$417.52                |
| July 2018      | 197,717        | \$109,841,567    | \$555.55                | 144,873       | \$87,676,089     | \$605.19                | 52,844        | \$22,165,478     | \$419.45                |

Note: Data pursuant to a New York State Legislative mandate S. 6057-B/A. 9557-B, Chapter 57, L. 2004.

Based on local district claims submitted on claims Schedules A and C. Includes reimbursable expenditures for basic assistance, rent supplements, family shelters, domestic violence shelters, security deposits, transitional services, diversion transportation, diversion payments, and other non-assistance. These claims are net of cancellations and refunds, and include any reconciliations and supplemental claims applied to the month after initial expenditure reporting is done. Thus, these data differ from the expenditure data presented elsewhere in this document, which are derived from original payment issuance activity during the month, net of cancellations and refunds in that month.

District claiming activity for recent months is generally not complete before the statutorily required due date for this report. Thus, claims for recent months may appear substantially below those for earlier months. Claims tables in future months of this report will continue to include the historical periods above, adjusted for claiming activity occurring subsequent to this report.

Table 25  
HOME ENERGY ASSISTANCE PROGRAM\*  
Number and Dollar Amount of Benefits Authorized and Administrative Allocations - Federal Fiscal Year to Date  
July 2018

| Local District | Benefits Authorized |               | Administrative Allocations |
|----------------|---------------------|---------------|----------------------------|
|                | Number              | Dollar Amount |                            |
| New York State | 1,600,435           | \$310,731,457 | \$19,443,220               |
| New York City  | 786,309             | 37,543,093    | 4,523,646                  |
| Rest of State  | 814,126             | 273,188,364   | 14,919,574                 |
| Albany         | 20,792              | 5,717,590     | 281,750                    |
| Allegany       | 5,941               | 2,671,657     | 148,153                    |
| Broome         | 21,562              | 7,793,078     | 389,279                    |
| Cattaraugus    | 10,685              | 4,307,992     | 236,148                    |
| Cayuga         | 7,587               | 3,189,151     | 165,661                    |
| Chautauqua     | 17,801              | 6,337,710     | 357,722                    |
| Chemung        | 9,400               | 2,863,122     | 160,951                    |
| Chenango       | 5,998               | 3,175,744     | 160,934                    |
| Clinton        | 11,825              | 6,623,078     | 290,205                    |
| Columbia       | 5,159               | 2,383,217     | 106,224                    |
| Cortland       | 5,145               | 2,038,549     | 116,536                    |
| Delaware       | 5,629               | 2,970,608     | 144,090                    |
| Dutchess       | 13,917              | 4,432,011     | 220,052                    |
| Erie           | 116,941             | 33,103,458    | 2,552,868                  |
| Essex          | 3,170               | 1,754,432     | 77,590                     |
| Franklin       | 8,135               | 4,471,243     | 196,756                    |
| Fulton         | 7,873               | 3,625,945     | 179,655                    |
| Genesee        | 4,343               | 1,492,894     | 80,585                     |
| Greene         | 5,259               | 2,649,727     | 120,991                    |
| Hamilton       | 451                 | 252,947       | 12,325                     |
| Herkimer       | 8,346               | 3,809,276     | 185,526                    |
| Jefferson      | 11,849              | 4,999,206     | 233,253                    |
| Lewis          | 3,576               | 2,003,006     | 88,962                     |
| Livingston     | 5,169               | 2,214,985     | 102,138                    |
| Madison        | 5,899               | 2,756,500     | 143,126                    |
| Monroe         | 70,696              | 17,509,764    | 894,066                    |
| Montgomery     | 7,278               | 3,254,782     | 156,927                    |
| Nassau         | 22,668              | 4,390,521     | 278,904                    |
| Niagara        | 22,478              | 6,881,053     | 420,907                    |
| Oneida         | 29,502              | 11,450,711    | 612,587                    |
| Onondaga       | 40,555              | 10,988,977    | 586,719                    |
| Ontario        | 7,300               | 2,415,988     | 128,418                    |
| Orange         | 22,952              | 7,319,298     | 400,990                    |
| Orleans        | 4,493               | 2,008,258     | 103,310                    |
| Oswego         | 12,211              | 5,446,095     | 233,777                    |
| Otsego         | 6,219               | 3,280,940     | 141,074                    |
| Putnam         | 1,942               | 746,842       | 39,595                     |
| Rensselaer     | 12,045              | 4,440,974     | 234,140                    |
| Rockland       | 14,579              | 3,179,971     | 176,762                    |
| St. Lawrence   | 15,480              | 7,612,496     | 372,268                    |
| Saratoga       | 13,286              | 6,219,606     | 288,551                    |
| Schenectady    | 12,087              | 3,433,469     | 183,950                    |
| Schoharie      | 3,801               | 2,111,213     | 90,705                     |
| Schuyler       | 2,428               | 1,298,801     | 60,166                     |
| Seneca         | 2,845               | 1,191,814     | 61,242                     |
| Steuben        | 10,821              | 4,592,556     | 264,449                    |
| Suffolk        | 55,057              | 15,936,320    | 838,871                    |
| Sullivan       | 9,781               | 4,534,258     | 223,426                    |
| Tioga          | 5,448               | 2,870,626     | 126,268                    |
| Tompkins       | 6,112               | 2,044,372     | 109,415                    |
| Ulster         | 16,744              | 6,986,821     | 358,382                    |
| Warren         | 6,059               | 2,788,063     | 135,763                    |
| Washington     | 6,385               | 3,323,235     | 149,600                    |
| Wayne          | 6,917               | 2,777,357     | 128,095                    |
| Westchester    | 38,807              | 2,509,534     | 259,127                    |
| Wyoming        | 2,715               | 1,131,325     | 63,925                     |
| Yates          | 1,983               | 875,199       | 45,715                     |

\* Please Note: The Home Energy Assistance Program Federal Fiscal Year runs from October 1 through September 30.

Table 26  
**HOME ENERGY ASSISTANCE PROGRAM - NON-EMERGENCY\***  
 Number, Total Dollar Amount and Average Dollar Amount of Benefits Authorized - Federal Fiscal Year to Date  
 July 2018

| Local District | Autopay             |                          |                       | Regular Non-Autopay |                          |                       | Cooling Assistance Component |                          |                       |
|----------------|---------------------|--------------------------|-----------------------|---------------------|--------------------------|-----------------------|------------------------------|--------------------------|-----------------------|
|                | Benefits Authorized | Dollar Amount Authorized | Average Dollar Amount | Benefits Authorized | Dollar Amount Authorized | Average Dollar Amount | Benefits Authorized          | Dollar Amount Authorized | Average Dollar Amount |
| New York State | 1,235,277           | \$145,528,527            | \$118                 | 211,515             | \$88,819,735             | \$420                 | 4,837                        | \$3,297,241              | \$682                 |
| New York City  | 757,105             | 30,357,905               | 40                    | 23,735              | 5,118,952                | 216                   | 346                          | 258,640                  | 748                   |
| Rest of State  | 478,172             | 115,170,622              | 241                   | 187,780             | 83,700,783               | 446                   | 4,491                        | 3,038,601                | 677                   |
| Albany         | 15,148              | 3,164,866                | 209                   | 3,854               | 1,495,390                | 388                   | 91                           | 68,526                   | 753                   |
| Allegany       | 2,296               | 909,243                  | 396                   | 2,064               | 988,995                  | 479                   | 83                           | 59,178                   | 713                   |
| Broome         | 12,270              | 3,188,625                | 260                   | 5,475               | 2,402,893                | 439                   | 193                          | 124,113                  | 643                   |
| Cattaraugus    | 5,121               | 1,735,825                | 339                   | 3,087               | 1,423,349                | 461                   | 84                           | 50,335                   | 599                   |
| Cayuga         | 3,742               | 1,260,782                | 337                   | 2,245               | 1,029,234                | 458                   | 86                           | 52,212                   | 607                   |
| Chautauqua     | 9,719               | 2,896,520                | 298                   | 5,164               | 2,134,047                | 413                   | 223                          | 159,002                  | 713                   |
| Chemung        | 5,871               | 1,268,936                | 216                   | 2,307               | 906,202                  | 393                   | 71                           | 55,434                   | 781                   |
| Chenango       | 2,101               | 842,873                  | 401                   | 2,310               | 1,346,526                | 583                   | 35                           | 23,397                   | 668                   |
| Clinton        | 4,665               | 2,216,403                | 475                   | 2,841               | 1,690,656                | 595                   | 131                          | 78,691                   | 601                   |
| Columbia       | 2,657               | 883,432                  | 332                   | 1,427               | 824,011                  | 577                   | 60                           | 40,725                   | 679                   |
| Cortland       | 2,523               | 714,837                  | 283                   | 1,447               | 709,197                  | 490                   | 64                           | 35,928                   | 561                   |
| Delaware       | 2,246               | 904,355                  | 403                   | 1,728               | 1,047,643                | 606                   | 41                           | 21,835                   | 533                   |
| Dutchess       | 9,122               | 1,883,583                | 206                   | 2,986               | 1,426,840                | 478                   | 35                           | 23,423                   | 669                   |
| Erie           | 60,066              | 15,249,440               | 254                   | 29,118              | 10,787,658               | 370                   | 692                          | 497,439                  | 719                   |
| Essex          | 1,223               | 489,426                  | 400                   | 1,240               | 801,475                  | 646                   | 25                           | 16,043                   | 642                   |
| Franklin       | 3,094               | 1,253,628                | 405                   | 2,087               | 1,340,772                | 642                   | 86                           | 45,308                   | 527                   |
| Fulton         | 3,407               | 1,169,578                | 343                   | 2,281               | 1,175,806                | 515                   | 60                           | 41,379                   | 690                   |
| Genesee        | 2,494               | 700,266                  | 281                   | 1,198               | 526,825                  | 440                   | 32                           | 23,850                   | 745                   |
| Greene         | 2,272               | 819,269                  | 361                   | 1,431               | 860,692                  | 601                   | 21                           | 9,552                    | 455                   |
| Hamilton       | 161                 | 62,751                   | 390                   | 178                 | 114,745                  | 645                   | 3                            | 1,223                    | 408                   |
| Herkimer       | 3,815               | 1,262,998                | 331                   | 2,379               | 1,194,424                | 502                   | 98                           | 60,769                   | 620                   |
| Jefferson      | 6,406               | 2,103,472                | 328                   | 2,781               | 1,367,401                | 492                   | 51                           | 33,375                   | 654                   |
| Lewis          | 1,371               | 692,082                  | 505                   | 957                 | 580,404                  | 606                   | 39                           | 26,643                   | 683                   |
| Livingston     | 2,748               | 955,749                  | 348                   | 1,276               | 641,949                  | 503                   | 61                           | 38,769                   | 636                   |
| Madison        | 2,534               | 849,281                  | 335                   | 1,897               | 1,021,712                | 539                   | 19                           | 11,846                   | 623                   |
| Monroe         | 52,367              | 10,545,427               | 201                   | 11,932              | 3,775,082                | 316                   | 159                          | 119,908                  | 754                   |
| Montgomery     | 3,474               | 1,192,521                | 343                   | 1,947               | 972,546                  | 500                   | 57                           | 36,189                   | 635                   |
| Nassau         | 18,092              | 2,162,540                | 120                   | 3,159               | 1,465,484                | 464                   | 24                           | 18,554                   | 773                   |
| Niagara        | 12,791              | 3,248,540                | 254                   | 5,982               | 2,277,672                | 381                   | 229                          | 167,647                  | 732                   |
| Oneida         | 15,497              | 4,334,404                | 280                   | 7,659               | 3,518,866                | 459                   | 165                          | 108,397                  | 657                   |
| Onondaga       | 28,951              | 6,352,576                | 219                   | 8,517               | 3,004,875                | 353                   | 133                          | 82,608                   | 621                   |
| Ontario        | 4,254               | 1,048,062                | 246                   | 2,075               | 864,122                  | 416                   | 39                           | 30,228                   | 775                   |
| Orange         | 12,856              | 2,618,302                | 204                   | 5,471               | 2,214,061                | 405                   | 59                           | 39,510                   | 760                   |
| Orleans        | 2,054               | 757,885                  | 369                   | 1,393               | 658,645                  | 473                   | 79                           | 59,546                   | 754                   |
| Oswego         | 6,995               | 2,658,140                | 380                   | 2,935               | 1,510,598                | 515                   | 45                           | 18,254                   | 406                   |
| Otsego         | 2,383               | 906,928                  | 381                   | 1,839               | 1,123,502                | 611                   | 46                           | 28,819                   | 627                   |
| Putnam         | 1,111               | 243,755                  | 219                   | 605                 | 338,468                  | 559                   | 3                            | 2,400                    | 800                   |
| Rensselaer     | 6,341               | 1,584,537                | 250                   | 3,496               | 1,551,387                | 444                   | 124                          | 79,095                   | 638                   |
| Rockland       | 11,196              | 1,951,696                | 174                   | 1,991               | 548,174                  | 275                   | 6                            | 4,770                    | 795                   |
| St. Lawrence   | 5,521               | 2,173,441                | 394                   | 4,150               | 2,304,370                | 555                   | 168                          | 110,412                  | 657                   |
| Saratoga       | 5,857               | 2,076,383                | 355                   | 3,800               | 1,912,242                | 503                   | 107                          | 82,739                   | 773                   |
| Schenectady    | 8,749               | 2,049,064                | 234                   | 2,370               | 889,634                  | 375                   | 12                           | 8,435                    | 703                   |
| Schoharie      | 1,491               | 677,743                  | 455                   | 1,045               | 635,136                  | 608                   | 31                           | 16,396                   | 529                   |
| Schuyler       | 896                 | 369,021                  | 412                   | 735                 | 433,960                  | 590                   | 24                           | 18,645                   | 777                   |
| Seneca         | 1,359               | 396,287                  | 292                   | 940                 | 475,199                  | 506                   | 20                           | 11,756                   | 588                   |
| Steuben        | 4,443               | 1,493,820                | 336                   | 3,474               | 1,681,996                | 484                   | 60                           | 38,388                   | 640                   |
| Suffolk        | 37,193              | 7,652,792                | 206                   | 10,266              | 4,425,018                | 431                   | 125                          | 95,455                   | 764                   |
| Sullivan       | 4,222               | 1,147,331                | 272                   | 2,552               | 1,500,745                | 588                   | 28                           | 18,787                   | 671                   |
| Tioga          | 2,164               | 961,943                  | 445                   | 1,534               | 870,383                  | 567                   | 61                           | 39,909                   | 654                   |
| Tompkins       | 3,765               | 832,426                  | 221                   | 1,407               | 656,280                  | 466                   | 27                           | 16,860                   | 624                   |
| Ulster         | 9,067               | 2,514,992                | 277                   | 3,487               | 1,966,479                | 564                   | 50                           | 35,508                   | 710                   |
| Warren         | 2,818               | 952,051                  | 338                   | 1,715               | 908,529                  | 530                   | 35                           | 17,582                   | 502                   |
| Washington     | 2,511               | 1,061,053                | 423                   | 1,895               | 1,064,141                | 562                   | 37                           | 20,350                   | 550                   |
| Wayne          | 4,005               | 1,321,604                | 330                   | 2,010               | 903,461                  | 449                   | 80                           | 58,844                   | 736                   |
| Westchester    | 36,464              | 1,651,241                | 45                    | 2,009               | 628,215                  | 313                   | 4                            | 3,174                    | 794                   |
| Wyoming        | 1,199               | 409,360                  | 341                   | 1,057               | 487,401                  | 461                   | 53                           | 31,241                   | 589                   |
| Yates          | 1,014               | 346,537                  | 342                   | 575                 | 295,266                  | 514                   | 24                           | 19,200                   | 800                   |

\* Please Note: The Home Energy Assistance Program Federal Fiscal Year runs from October 1 through September 30.

Table 27  
HOME ENERGY ASSISTANCE PROGRAM - EMERGENCY\*  
Number, Total Dollar Amount and Average Dollar Amount of Benefits Authorized - Federal Fiscal Year to Date  
July 2018

| Local District | Emergency           |                          |                       | Furnace Replacement |                          |                       | Furnace Repair, Estimates, and Clean & Tune** |                          |                       |
|----------------|---------------------|--------------------------|-----------------------|---------------------|--------------------------|-----------------------|-----------------------------------------------|--------------------------|-----------------------|
|                | Benefits Authorized | Dollar Amount Authorized | Average Dollar Amount | Benefits Authorized | Dollar Amount Authorized | Average Dollar Amount | Benefits Authorized                           | Dollar Amount Authorized | Average Dollar Amount |
| New York State | 145,186             | \$67,589,953             | \$466                 | 1,288               | \$4,592,284              | \$3,565               | 2,332                                         | \$903,719                | \$388                 |
| New York City  | 5,080               | 1,621,125                | 319                   | 30                  | 177,505                  | 5,917                 | 13                                            | 8,966                    | 690                   |
| Rest of State  | 140,106             | 65,968,828               | 471                   | 1,258               | 4,414,779                | 3,509                 | 2,319                                         | 894,753                  | 386                   |
| Albany         | 1,650               | 867,230                  | 526                   | 27                  | 113,229                  | 4,194                 | 22                                            | 8,349                    | 380                   |
| Allegany       | 1,387               | 629,355                  | 454                   | 19                  | 59,755                   | 3,145                 | 92                                            | 25,131                   | 273                   |
| Broome         | 3,540               | 1,942,665                | 549                   | 31                  | 114,852                  | 3,705                 | 53                                            | 19,930                   | 376                   |
| Cattaraugus    | 2,305               | 998,950                  | 433                   | 23                  | 78,180                   | 3,399                 | 65                                            | 21,353                   | 329                   |
| Cayuga         | 1,471               | 795,930                  | 541                   | 10                  | 39,768                   | 3,977                 | 33                                            | 11,225                   | 340                   |
| Chautauqua     | 2,603               | 996,708                  | 383                   | 35                  | 130,086                  | 3,717                 | 57                                            | 21,347                   | 375                   |
| Chemung        | 1,119               | 565,579                  | 505                   | 20                  | 61,662                   | 3,083                 | 12                                            | 5,309                    | 442                   |
| Chenango       | 1,508               | 895,715                  | 594                   | 18                  | 58,525                   | 3,251                 | 26                                            | 8,708                    | 335                   |
| Clinton        | 4,069               | 2,494,982                | 613                   | 35                  | 112,058                  | 3,202                 | 84                                            | 30,288                   | 361                   |
| Columbia       | 984                 | 596,055                  | 606                   | 7                   | 28,600                   | 4,086                 | 24                                            | 10,394                   | 433                   |
| Cortland       | 1,059               | 520,737                  | 492                   | 14                  | 45,689                   | 3,264                 | 38                                            | 12,161                   | 320                   |
| Delaware       | 1,563               | 920,421                  | 589                   | 17                  | 65,071                   | 3,828                 | 34                                            | 11,282                   | 332                   |
| Dutchess       | 1,699               | 935,581                  | 551                   | 36                  | 141,213                  | 3,923                 | 39                                            | 21,371                   | 548                   |
| Erie           | 26,732              | 5,998,554                | 224                   | 155                 | 493,560                  | 3,184                 | 178                                           | 76,807                   | 432                   |
| Essex          | 654                 | 400,566                  | 612                   | 10                  | 37,743                   | 3,774                 | 18                                            | 9,180                    | 510                   |
| Franklin       | 2,791               | 1,746,464                | 626                   | 23                  | 68,556                   | 2,981                 | 54                                            | 16,515                   | 306                   |
| Fulton         | 2,054               | 1,167,062                | 568                   | 15                  | 49,738                   | 3,316                 | 56                                            | 22,382                   | 400                   |
| Genesee        | 606                 | 223,260                  | 368                   | 6                   | 17,153                   | 2,859                 | 7                                             | 1,540                    | 220                   |
| Greene         | 1,475               | 896,135                  | 608                   | 14                  | 51,573                   | 3,684                 | 46                                            | 12,506                   | 272                   |
| Hamilton       | 101                 | 60,170                   | 596                   | 3                   | 11,800                   | 3,933                 | 5                                             | 2,258                    | 452                   |
| Herkimer       | 1,966               | 1,130,060                | 575                   | 51                  | 148,717                  | 2,916                 | 37                                            | 12,308                   | 333                   |
| Jefferson      | 2,571               | 1,411,888                | 549                   | 20                  | 77,198                   | 3,860                 | 20                                            | 5,872                    | 294                   |
| Lewis          | 1,150               | 681,537                  | 593                   | 3                   | 8,762                    | 2,921                 | 56                                            | 13,577                   | 242                   |
| Livingston     | 1,050               | 517,220                  | 493                   | 18                  | 56,495                   | 3,139                 | 16                                            | 4,803                    | 300                   |
| Madison        | 1,423               | 835,687                  | 587                   | 10                  | 33,971                   | 3,397                 | 16                                            | 4,003                    | 250                   |
| Monroe         | 6,154               | 2,924,438                | 475                   | 39                  | 130,419                  | 3,344                 | 45                                            | 14,490                   | 322                   |
| Montgomery     | 1,745               | 988,175                  | 566                   | 15                  | 53,243                   | 3,550                 | 40                                            | 12,108                   | 303                   |
| Nassau         | 1,328               | 635,134                  | 478                   | 18                  | 90,829                   | 5,046                 | 47                                            | 17,980                   | 383                   |
| Niagara        | 3,339               | 1,044,445                | 313                   | 41                  | 106,706                  | 2,603                 | 96                                            | 36,043                   | 375                   |
| Oneida         | 6,110               | 3,343,743                | 547                   | 51                  | 139,010                  | 2,726                 | 20                                            | 6,291                    | 315                   |
| Onondaga       | 2,842               | 1,395,443                | 491                   | 41                  | 128,786                  | 3,141                 | 71                                            | 24,689                   | 348                   |
| Ontario        | 883                 | 400,250                  | 453                   | 19                  | 61,089                   | 3,215                 | 30                                            | 12,237                   | 408                   |
| Orange         | 4,499               | 2,283,071                | 507                   | 26                  | 125,021                  | 4,808                 | 48                                            | 39,334                   | 819                   |
| Orleans        | 910                 | 398,845                  | 438                   | 28                  | 119,621                  | 4,272                 | 29                                            | 13,717                   | 473                   |
| Oswego         | 2,218               | 1,245,808                | 562                   | 2                   | 6,436                    | 3,218                 | 16                                            | 6,860                    | 429                   |
| Otsego         | 1,904               | 1,151,622                | 605                   | 15                  | 55,577                   | 3,705                 | 32                                            | 14,491                   | 453                   |
| Putnam         | 206                 | 118,425                  | 575                   | 5                   | 29,600                   | 5,920                 | 12                                            | 14,194                   | 1,183                 |
| Rensselaer     | 2,015               | 1,108,527                | 550                   | 22                  | 91,933                   | 4,179                 | 47                                            | 25,496                   | 542                   |
| Rockland       | 1,381               | 674,391                  | 488                   | 0                   | 0                        | 0                     | 5                                             | 940                      | 188                   |
| St. Lawrence   | 5,485               | 2,842,563                | 518                   | 38                  | 146,124                  | 3,845                 | 118                                           | 35,586                   | 302                   |
| Saratoga       | 3,405               | 1,943,974                | 571                   | 53                  | 179,135                  | 3,380                 | 64                                            | 25,134                   | 393                   |
| Schenectady    | 933                 | 443,421                  | 475                   | 10                  | 39,599                   | 3,960                 | 13                                            | 3,316                    | 255                   |
| Schoharie      | 1,185               | 716,325                  | 604                   | 11                  | 48,317                   | 4,392                 | 38                                            | 17,297                   | 455                   |
| Schuyler       | 754                 | 444,107                  | 589                   | 7                   | 25,391                   | 3,627                 | 12                                            | 7,676                    | 640                   |
| Seneca         | 493                 | 270,121                  | 548                   | 8                   | 28,967                   | 3,621                 | 25                                            | 9,484                    | 379                   |
| Steuben        | 2,774               | 1,266,827                | 457                   | 28                  | 84,131                   | 3,005                 | 42                                            | 27,394                   | 652                   |
| Suffolk        | 7,401               | 3,610,083                | 488                   | 27                  | 121,118                  | 4,486                 | 45                                            | 31,855                   | 708                   |
| Sullivan       | 2,926               | 1,811,133                | 619                   | 13                  | 45,381                   | 3,491                 | 40                                            | 10,881                   | 272                   |
| Tioga          | 1,528               | 880,221                  | 576                   | 23                  | 84,913                   | 3,692                 | 138                                           | 33,256                   | 241                   |
| Tompkins       | 862                 | 481,507                  | 559                   | 12                  | 41,269                   | 3,439                 | 39                                            | 16,030                   | 411                   |
| Ulster         | 4,085               | 2,361,517                | 578                   | 26                  | 98,251                   | 3,779                 | 29                                            | 10,073                   | 347                   |
| Warren         | 1,447               | 828,285                  | 572                   | 19                  | 73,355                   | 3,861                 | 25                                            | 8,261                    | 330                   |
| Washington     | 1,903               | 1,117,796                | 587                   | 12                  | 46,221                   | 3,852                 | 27                                            | 13,674                   | 506                   |
| Wayne          | 793                 | 433,610                  | 547                   | 16                  | 57,086                   | 3,568                 | 13                                            | 2,752                    | 212                   |
| Westchester    | 322                 | 203,690                  | 633                   | 3                   | 18,418                   | 6,139                 | 5                                             | 4,795                    | 959                   |
| Wyoming        | 393                 | 176,030                  | 448                   | 7                   | 24,676                   | 3,525                 | 6                                             | 2,617                    | 436                   |
| Yates          | 353                 | 196,790                  | 557                   | 3                   | 10,203                   | 3,401                 | 14                                            | 7,203                    | 515                   |

\* Please Note: The Home Energy Assistance Program Federal Fiscal Year runs from October 1 through September 30.

\*\* \$225,334 was authorized for 982 Heating Equipment Clean and Tune benefits statewide. The average dollar amount per Clean and Tune benefit was \$229.

Table 28  
**FEDERAL ALL FAMILIES WORK PARTICIPATION RATES**  
**TANF, Safety Net Assistance MOE and Combined TANF and Safety Net Assistance MOE**  
**July 2018**

| Local District  | Combined TANF and Safety Net Assistance MOE |           |             | TANF  |           |             | Safety Net Assistance MOE |           |             |
|-----------------|---------------------------------------------|-----------|-------------|-------|-----------|-------------|---------------------------|-----------|-------------|
|                 | Rate                                        | Numerator | Denominator | Rate  | Numerator | Denominator | Rate                      | Numerator | Denominator |
| New York State* | 21.7%                                       | 17,952    | 82,506      | 18.0% | 8,712     | 48,055      | 26.8%                     | 9,240     | 34,452      |
| New York City*  | 22.1%                                       | 12,933    | 57,756      | 19.1% | 6,154     | 31,463      | 25.7%                     | 6,779     | 26,293      |
| Rest of State   | 19.2%                                       | 4,424     | 23,031      | 17.0% | 2,580     | 15,216      | 23.6%                     | 1,844     | 7,815       |
| Albany          | 15.8%                                       | 101       | 641         | 16.0% | 75        | 470         | 15.2%                     | 26        | 171         |
| Allegany        | 8.2%                                        | 8         | 98          | 6.6%  | 5         | 76          | 13.6%                     | 3         | 22          |
| Broome          | 9.7%                                        | 73        | 756         | 8.0%  | 43        | 535         | 13.6%                     | 30        | 221         |
| Cattaraugus     | 10.5%                                       | 16        | 153         | 10.3% | 13        | 126         | 11.1%                     | 3         | 27          |
| Cayuga          | 11.0%                                       | 19        | 172         | 8.3%  | 12        | 145         | 25.9%                     | 7         | 27          |
| Chautauqua      | 16.3%                                       | 93        | 569         | 17.8% | 65        | 365         | 13.7%                     | 28        | 204         |
| Chemung         | 6.7%                                        | 6         | 90          | 8.2%  | 6         | 73          | 0.0%                      | 0         | 17          |
| Chenango        | 7.9%                                        | 5         | 63          | 7.4%  | 4         | 54          | 11.1%                     | 1         | 9           |
| Clinton         | 6.0%                                        | 6         | 100         | 6.4%  | 5         | 78          | 4.5%                      | 1         | 22          |
| Columbia        | 12.6%                                       | 13        | 103         | 9.2%  | 7         | 76          | 22.2%                     | 6         | 27          |
| Cortland        | 11.0%                                       | 12        | 109         | 8.0%  | 7         | 88          | 23.8%                     | 5         | 21          |
| Delaware        | 16.7%                                       | 5         | 30          | 17.2% | 5         | 29          | 0.0%                      | 0         | 1           |
| Dutchess        | 8.3%                                        | 16        | 192         | 8.7%  | 12        | 138         | 7.4%                      | 4         | 54          |
| Erie            | 30.4%                                       | 1,198     | 3,935       | 27.3% | 716       | 2,621       | 36.7%                     | 482       | 1,314       |
| Essex           | 4.8%                                        | 1         | 21          | 4.8%  | 1         | 21          | N/A                       | 0         | 0           |
| Franklin        | 8.3%                                        | 10        | 120         | 7.4%  | 7         | 95          | 12.0%                     | 3         | 25          |
| Fulton          | 31.8%                                       | 7         | 22          | 33.3% | 7         | 21          | 0.0%                      | 0         | 1           |
| Genesee         | 15.9%                                       | 11        | 69          | 15.1% | 8         | 53          | 18.8%                     | 3         | 16          |
| Greene          | 18.6%                                       | 11        | 59          | 10.5% | 4         | 38          | 33.3%                     | 7         | 21          |
| Hamilton        | 0.0%                                        | 0         | 2           | 0.0%  | 0         | 2           | N/A                       | 0         | 0           |
| Herkimer        | 4.7%                                        | 4         | 85          | 4.4%  | 3         | 68          | 5.9%                      | 1         | 17          |
| Jefferson       | 8.1%                                        | 20        | 246         | 8.0%  | 16        | 201         | 8.9%                      | 4         | 45          |
| Lewis           | 0.0%                                        | 0         | 11          | 0.0%  | 0         | 9           | 0.0%                      | 0         | 2           |
| Livingston      | 9.6%                                        | 16        | 166         | 10.3% | 14        | 136         | 6.7%                      | 2         | 30          |
| Madison         | 4.3%                                        | 3         | 70          | 3.7%  | 2         | 54          | 6.3%                      | 1         | 16          |
| Monroe          | 16.7%                                       | 596       | 3,572       | 13.6% | 290       | 2,134       | 21.3%                     | 306       | 1,438       |
| Montgomery      | 13.8%                                       | 21        | 152         | 9.5%  | 10        | 105         | 23.4%                     | 11        | 47          |
| Nassau          | 27.1%                                       | 265       | 977         | 25.0% | 136       | 544         | 29.8%                     | 129       | 433         |
| Niagara         | 12.6%                                       | 74        | 587         | 11.8% | 46        | 391         | 14.3%                     | 28        | 196         |
| Oneida          | 19.1%                                       | 215       | 1,126       | 15.4% | 116       | 751         | 26.4%                     | 99        | 375         |
| Onondaga        | 10.8%                                       | 214       | 1,973       | 9.2%  | 127       | 1,377       | 14.6%                     | 87        | 596         |
| Ontario         | 15.4%                                       | 26        | 169         | 13.2% | 20        | 151         | 33.3%                     | 6         | 18          |
| Orange          | 21.7%                                       | 125       | 575         | 23.6% | 76        | 322         | 19.4%                     | 49        | 253         |
| Orleans         | 18.9%                                       | 25        | 132         | 15.0% | 16        | 107         | 36.0%                     | 9         | 25          |
| Oswego          | 10.7%                                       | 46        | 430         | 10.8% | 36        | 333         | 10.3%                     | 10        | 97          |
| Otsego          | 20.0%                                       | 5         | 25          | 23.8% | 5         | 21          | 0.0%                      | 0         | 4           |
| Putnam          | 0.0%                                        | 0         | 4           | 0.0%  | 0         | 4           | N/A                       | 0         | 0           |
| Rensselaer      | 19.4%                                       | 113       | 582         | 17.0% | 68        | 401         | 24.9%                     | 45        | 181         |
| Rockland        | 26.7%                                       | 39        | 146         | 26.3% | 26        | 99          | 27.7%                     | 13        | 47          |
| St. Lawrence    | 20.2%                                       | 47        | 233         | 17.8% | 29        | 163         | 25.7%                     | 18        | 70          |
| Saratoga        | 21.4%                                       | 6         | 28          | 22.2% | 6         | 27          | 0.0%                      | 0         | 1           |
| Schenectady     | 11.9%                                       | 55        | 464         | 12.2% | 40        | 329         | 11.1%                     | 15        | 135         |
| Schoharie       | 15.0%                                       | 3         | 20          | 18.8% | 3         | 16          | 0.0%                      | 0         | 4           |
| Schuyler        | 22.9%                                       | 8         | 35          | 22.2% | 6         | 27          | 25.0%                     | 2         | 8           |
| Seneca          | 8.3%                                        | 3         | 36          | 13.0% | 3         | 23          | 0.0%                      | 0         | 13          |
| Steuben         | 15.5%                                       | 25        | 161         | 14.5% | 18        | 124         | 18.9%                     | 7         | 37          |
| Suffolk         | 32.8%                                       | 487       | 1,484       | 27.9% | 261       | 936         | 41.2%                     | 226       | 548         |
| Sullivan        | 16.5%                                       | 13        | 79          | 13.2% | 7         | 53          | 23.1%                     | 6         | 26          |
| Tioga           | 4.3%                                        | 2         | 47          | 4.5%  | 2         | 44          | 0.0%                      | 0         | 3           |
| Tompkins        | 8.7%                                        | 11        | 127         | 10.6% | 10        | 94          | 3.0%                      | 1         | 33          |
| Ulster          | 8.3%                                        | 19        | 230         | 7.7%  | 11        | 142         | 9.1%                      | 8         | 88          |
| Warren          | 12.5%                                       | 5         | 40          | 11.1% | 4         | 36          | 25.0%                     | 1         | 4           |
| Washington      | 10.0%                                       | 5         | 50          | 10.3% | 4         | 39          | 9.1%                      | 1         | 11          |
| Wayne           | 10.3%                                       | 12        | 116         | 11.1% | 11        | 99          | 5.9%                      | 1         | 17          |
| Westchester     | 19.8%                                       | 299       | 1,513       | 20.9% | 151       | 721         | 18.7%                     | 148       | 792         |
| Wyoming         | 17.9%                                       | 5         | 28          | 16.0% | 4         | 25          | 33.3%                     | 1         | 3           |
| Yates           | 12.5%                                       | 1         | 8           | 16.7% | 1         | 6           | 0.0%                      | 0         | 2           |

\* Statewide and New York City participation rates are estimated from federal disaggregated reporting samples, which are the source of the rates used by the United States Department of Health and Human Services to determine if a state has met participation goals. Because the sample size is insufficient to permit rate estimates for non-New York City districts, rates for those districts are derived directly from automated systems data. Thus, Rest of State and New York City numerators and denominators will not sum to the statewide total. Estimates are from the latest available quarterly sample.

Table 29  
**WORK SANCTION STATUS BY PRESENCE IN FEDERAL ALL FAMILIES WORK PARTICIPATION CALCULATION**  
**TANF, Safety Net Assistance MOE and Combined TANF and Safety Net Assistance MOE**  
**July 2018**

| Local District  | Combined TANF and Safety Net Assistance MOE |                                     | TANF                          |                                     | Safety Net Assistance MOE     |                                     |
|-----------------|---------------------------------------------|-------------------------------------|-------------------------------|-------------------------------------|-------------------------------|-------------------------------------|
|                 | Sanctioned in the Denominator               | Sanctioned Removed From Denominator | Sanctioned in the Denominator | Sanctioned Removed From Denominator | Sanctioned in the Denominator | Sanctioned Removed From Denominator |
| New York State* | 867                                         | 668                                 | 308                           | 272                                 | 559                           | 396                                 |
| New York City*  | 57                                          | 57                                  | 0                             | 0                                   | 57                            | 57                                  |
| Rest of State   | 1,760                                       | 802                                 | 782                           | 528                                 | 978                           | 274                                 |
| Albany          | 62                                          | 30                                  | 39                            | 21                                  | 23                            | 9                                   |
| Allegany        | 2                                           | 2                                   | 2                             | 2                                   | 0                             | 0                                   |
| Broome          | 93                                          | 26                                  | 45                            | 21                                  | 48                            | 5                                   |
| Cattaraugus     | 15                                          | 3                                   | 12                            | 3                                   | 3                             | 0                                   |
| Cayuga          | 13                                          | 11                                  | 10                            | 8                                   | 3                             | 3                                   |
| Chautauqua      | 62                                          | 23                                  | 26                            | 16                                  | 36                            | 7                                   |
| Chemung         | 6                                           | 6                                   | 4                             | 3                                   | 2                             | 3                                   |
| Chenango        | 6                                           | 2                                   | 3                             | 1                                   | 3                             | 1                                   |
| Clinton         | 2                                           | 1                                   | 2                             | 1                                   | 0                             | 0                                   |
| Columbia        | 22                                          | 2                                   | 13                            | 2                                   | 9                             | 0                                   |
| Cortland        | 4                                           | 2                                   | 2                             | 1                                   | 2                             | 1                                   |
| Delaware        | 0                                           | 2                                   | 0                             | 2                                   | 0                             | 0                                   |
| Dutchess        | 3                                           | 2                                   | 1                             | 2                                   | 2                             | 0                                   |
| Erie            | 174                                         | 137                                 | 80                            | 103                                 | 94                            | 34                                  |
| Essex           | 0                                           | 0                                   | 0                             | 0                                   | 0                             | 0                                   |
| Franklin        | 5                                           | 1                                   | 1                             | 1                                   | 4                             | 0                                   |
| Fulton          | 3                                           | 1                                   | 3                             | 1                                   | 0                             | 0                                   |
| Genesee         | 5                                           | 0                                   | 3                             | 0                                   | 2                             | 0                                   |
| Greene          | 8                                           | 2                                   | 0                             | 2                                   | 8                             | 0                                   |
| Hamilton        | 0                                           | 0                                   | 0                             | 0                                   | 0                             | 0                                   |
| Herkimer        | 12                                          | 6                                   | 8                             | 2                                   | 4                             | 4                                   |
| Jefferson       | 35                                          | 14                                  | 27                            | 13                                  | 8                             | 1                                   |
| Lewis           | 2                                           | 0                                   | 1                             | 0                                   | 1                             | 0                                   |
| Livingston      | 10                                          | 4                                   | 4                             | 3                                   | 6                             | 1                                   |
| Madison         | 0                                           | 2                                   | 0                             | 2                                   | 0                             | 0                                   |
| Monroe          | 394                                         | 147                                 | 138                           | 85                                  | 256                           | 62                                  |
| Montgomery      | 9                                           | 9                                   | 7                             | 8                                   | 2                             | 1                                   |
| Nassau          | 76                                          | 41                                  | 25                            | 21                                  | 51                            | 20                                  |
| Niagara         | 86                                          | 32                                  | 31                            | 19                                  | 55                            | 13                                  |
| Oneida          | 69                                          | 38                                  | 32                            | 21                                  | 37                            | 17                                  |
| Onondaga        | 102                                         | 38                                  | 36                            | 24                                  | 66                            | 14                                  |
| Ontario         | 5                                           | 6                                   | 4                             | 4                                   | 1                             | 2                                   |
| Orange          | 33                                          | 12                                  | 13                            | 10                                  | 20                            | 2                                   |
| Orleans         | 7                                           | 2                                   | 5                             | 1                                   | 2                             | 1                                   |
| Oswego          | 15                                          | 20                                  | 7                             | 17                                  | 8                             | 3                                   |
| Otsego          | 4                                           | 0                                   | 4                             | 0                                   | 0                             | 0                                   |
| Putnam          | 1                                           | 0                                   | 1                             | 0                                   | 0                             | 0                                   |
| Rensselaer      | 40                                          | 14                                  | 16                            | 7                                   | 24                            | 7                                   |
| Rockland        | 8                                           | 5                                   | 4                             | 3                                   | 4                             | 2                                   |
| St. Lawrence    | 29                                          | 16                                  | 13                            | 13                                  | 16                            | 3                                   |
| Saratoga        | 0                                           | 0                                   | 0                             | 0                                   | 0                             | 0                                   |
| Schenectady     | 89                                          | 27                                  | 48                            | 17                                  | 41                            | 10                                  |
| Schoharie       | 1                                           | 2                                   | 0                             | 1                                   | 1                             | 1                                   |
| Schuyler        | 3                                           | 1                                   | 0                             | 1                                   | 3                             | 0                                   |
| Seneca          | 2                                           | 1                                   | 1                             | 1                                   | 1                             | 0                                   |
| Steuben         | 12                                          | 5                                   | 6                             | 4                                   | 6                             | 1                                   |
| Suffolk         | 71                                          | 41                                  | 31                            | 16                                  | 40                            | 25                                  |
| Sullivan        | 5                                           | 2                                   | 4                             | 2                                   | 1                             | 0                                   |
| Tioga           | 4                                           | 0                                   | 3                             | 0                                   | 1                             | 0                                   |
| Tompkins        | 19                                          | 6                                   | 8                             | 5                                   | 11                            | 1                                   |
| Ulster          | 31                                          | 14                                  | 12                            | 12                                  | 19                            | 2                                   |
| Warren          | 1                                           | 0                                   | 1                             | 0                                   | 0                             | 0                                   |
| Washington      | 4                                           | 3                                   | 4                             | 2                                   | 0                             | 1                                   |
| Wayne           | 9                                           | 0                                   | 6                             | 0                                   | 3                             | 0                                   |
| Westchester     | 85                                          | 37                                  | 34                            | 20                                  | 51                            | 17                                  |
| Wyoming         | 2                                           | 2                                   | 2                             | 2                                   | 0                             | 0                                   |
| Yates           | 0                                           | 2                                   | 0                             | 2                                   | 0                             | 0                                   |

\* Statewide and New York City sanction rates are estimated from federal disaggregated reporting samples, which are the source of such data used by the United States Department of Health and Human Services to determine if a state has met participation goals. Because the sample size is insufficient to permit sanction estimates for non-New York City districts, data for those districts are derived directly from automated systems. Thus, Rest of State and New York City counts may not sum to the statewide total. This table uses a federal definition of sanction and includes only persons who are deemed a work eligible individual and are sanctioned for non-compliance for work or substance abuse requirements. Estimates are from the latest available quarterly sample.

Table 30  
**TEMPORARY ASSISTANCE CASES WITH EARNED INCOME**  
Cases, Average Gross Earned Income and Average Net Earned Income after Application of Disregards  
July 2018

| Local District | TANF   |                             |                           | Safety Net Assistance MOE |                             |                           | Safety Net Assistance Non-MOE |                             |                           |
|----------------|--------|-----------------------------|---------------------------|---------------------------|-----------------------------|---------------------------|-------------------------------|-----------------------------|---------------------------|
|                | Cases  | Average Gross Earned Income | Average Net Earned Income | Cases                     | Average Gross Earned Income | Average Net Earned Income | Cases                         | Average Gross Earned Income | Average Net Earned Income |
| New York State | 10,907 | \$1,174                     | \$568                     | 9,269                     | \$1,171                     | \$534                     | 9,906                         | \$1,554                     | \$1,053                   |
| New York City  | 8,001  | 1,254                       | 622                       | 7,044                     | 1,204                       | 553                       | 8,289                         | 1,645                       | 1,150                     |
| Rest of State  | 2,906  | 954                         | 419                       | 2,225                     | 1,069                       | 473                       | 1,617                         | 1,091                       | 553                       |
| Albany         | 72     | 963                         | 419                       | 23                        | 1,069                       | 470                       | 53                            | 1,335                       | 698                       |
| Allegany       | 10     | 800                         | 341                       | 3                         | 373                         | 150                       | 6                             | 815                         | 522                       |
| Broome         | 51     | 873                         | 377                       | 44                        | 1,015                       | 445                       | 22                            | 958                         | 457                       |
| Cattaraugus    | 17     | 684                         | 322                       | 4                         | 974                         | 424                       | 9                             | 980                         | 423                       |
| Cayuga         | 15     | 807                         | 346                       | 11                        | 788                         | 337                       | 3                             | 624                         | 267                       |
| Chautauqua     | 46     | 731                         | 325                       | 30                        | 842                         | 361                       | 21                            | 704                         | 319                       |
| Chemung        | 8      | 817                         | 349                       | 1                         | 1,233                       | 549                       | 7                             | 298                         | 118                       |
| Chenango       | 3      | 1,066                       | 480                       | 2                         | 219                         | 121                       | 7                             | 227                         | 116                       |
| Clinton        | 8      | 970                         | 430                       | 2                         | 438                         | 173                       | 5                             | 455                         | 270                       |
| Columbia       | 6      | 1,002                       | 445                       | 11                        | 1,067                       | 487                       | 5                             | 1,157                       | 728                       |
| Cortland       | 13     | 764                         | 323                       | 4                         | 1,199                       | 522                       | 9                             | 455                         | 263                       |
| Delaware       | 6      | 902                         | 390                       | 0                         | 0                           | 0                         | 6                             | 241                         | 103                       |
| Dutchess       | 22     | 1,175                       | 587                       | 8                         | 909                         | 392                       | 11                            | 917                         | 504                       |
| Erie           | 420    | 960                         | 413                       | 394                       | 1,064                       | 466                       | 366                           | 1,385                       | 631                       |
| Essex          | 3      | 1,037                       | 525                       | 0                         | 0                           | 0                         | 1                             | 93                          | 3                         |
| Franklin       | 12     | 785                         | 335                       | 3                         | 1,000                       | 439                       | 8                             | 447                         | 214                       |
| Fulton         | 0      | 0                           | 0                         | 0                         | 0                           | 0                         | 3                             | 198                         | 111                       |
| Genesee        | 7      | 1,060                       | 466                       | 5                         | 808                         | 345                       | 4                             | 449                         | 298                       |
| Greene         | 8      | 863                         | 393                       | 10                        | 867                         | 373                       | 7                             | 856                         | 740                       |
| Hamilton       | 0      | 0                           | 0                         | 0                         | 0                           | 0                         | 0                             | 0                           | 0                         |
| Herkimer       | 3      | 263                         | 80                        | 2                         | 904                         | 390                       | 1                             | 30                          | 0                         |
| Jefferson      | 30     | 913                         | 395                       | 5                         | 940                         | 408                       | 21                            | 635                         | 280                       |
| Lewis          | 0      | 0                           | 0                         | 0                         | 0                           | 0                         | 0                             | 0                           | 0                         |
| Livingston     | 22     | 858                         | 369                       | 4                         | 772                         | 375                       | 11                            | 610                         | 326                       |
| Madison        | 6      | 601                         | 245                       | 2                         | 778                         | 330                       | 3                             | 481                         | 411                       |
| Monroe         | 344    | 881                         | 381                       | 450                       | 1,011                       | 442                       | 172                           | 764                         | 366                       |
| Montgomery     | 28     | 721                         | 303                       | 20                        | 804                         | 357                       | 6                             | 488                         | 290                       |
| Nassau         | 221    | 1,057                       | 479                       | 160                       | 1,188                       | 545                       | 107                           | 1,232                       | 756                       |
| Niagara        | 60     | 867                         | 367                       | 58                        | 858                         | 368                       | 23                            | 878                         | 456                       |
| Oneida         | 96     | 938                         | 405                       | 141                       | 1,128                       | 495                       | 96                            | 1,230                       | 543                       |
| Onondaga       | 247    | 896                         | 385                       | 151                       | 1,031                       | 454                       | 151                           | 1,221                       | 552                       |
| Ontario        | 32     | 922                         | 405                       | 8                         | 712                         | 293                       | 13                            | 1,010                       | 734                       |
| Orange         | 101    | 1,060                       | 468                       | 66                        | 1,145                       | 506                       | 23                            | 1,113                       | 542                       |
| Orleans        | 12     | 973                         | 424                       | 8                         | 1,107                       | 488                       | 6                             | 1,151                       | 533                       |
| Oswego         | 50     | 764                         | 324                       | 20                        | 771                         | 327                       | 22                            | 695                         | 317                       |
| Otsego         | 3      | 953                         | 414                       | 1                         | 1,273                       | 568                       | 6                             | 563                         | 475                       |
| Putnam         | 1      | 1,300                       | 581                       | 0                         | 0                           | 0                         | 1                             | 1,408                       | 1,318                     |
| Rensselaer     | 100    | 827                         | 354                       | 67                        | 931                         | 404                       | 23                            | 1,180                       | 520                       |
| Rockland       | 79     | 942                         | 405                       | 17                        | 1,163                       | 511                       | 40                            | 1,177                       | 531                       |
| St. Lawrence   | 26     | 761                         | 324                       | 19                        | 805                         | 349                       | 27                            | 664                         | 288                       |
| Saratoga       | 1      | 1,085                       | 478                       | 0                         | 0                           | 0                         | 2                             | 123                         | 78                        |
| Schenectady    | 50     | 1,048                       | 468                       | 37                        | 987                         | 431                       | 20                            | 1,058                       | 543                       |
| Schoharie      | 2      | 782                         | 332                       | 0                         | 0                           | 0                         | 1                             | 875                         | 785                       |
| Schuyler       | 7      | 994                         | 434                       | 1                         | 1,594                       | 722                       | 2                             | 273                         | 176                       |
| Seneca         | 4      | 819                         | 350                       | 1                         | 1,306                       | 584                       | 4                             | 497                         | 407                       |
| Steuben        | 15     | 597                         | 248                       | 5                         | 1,271                       | 567                       | 13                            | 475                         | 257                       |
| Suffolk        | 248    | 1,177                       | 542                       | 214                       | 1,337                       | 621                       | 166                           | 1,282                       | 798                       |
| Sullivan       | 17     | 739                         | 312                       | 7                         | 1,072                       | 473                       | 6                             | 524                         | 346                       |
| Tioga          | 1      | 53                          | 0                         | 1                         | 347                         | 123                       | 1                             | 137                         | 22                        |
| Tompkins       | 11     | 849                         | 345                       | 7                         | 796                         | 341                       | 8                             | 636                         | 424                       |
| Ulster         | 34     | 922                         | 408                       | 21                        | 883                         | 383                       | 28                            | 705                         | 360                       |
| Warren         | 7      | 818                         | 349                       | 0                         | 0                           | 0                         | 2                             | 367                         | 222                       |
| Washington     | 8      | 931                         | 404                       | 3                         | 1,391                       | 625                       | 2                             | 627                         | 582                       |
| Wayne          | 19     | 842                         | 368                       | 2                         | 520                         | 206                       | 4                             | 128                         | 59                        |
| Westchester    | 289    | 1,064                       | 479                       | 171                       | 1,152                       | 504                       | 49                            | 1,037                       | 611                       |
| Wyoming        | 5      | 772                         | 329                       | 1                         | 1,222                       | 544                       | 3                             | 586                         | 284                       |
| Yates          | 0      | 0                           | 0                         | 0                         | 0                           | 0                         | 1                             | 331                         | 241                       |